

ORIGINAL

11-048

ILLINOIS HEALTH FACILITIES AND SERVICES REVIEW BOARD
APPLICATION FOR PERMIT

SECTION I. IDENTIFICATION, GENERAL INFORMATION, AND CERTIFICATION

RECEIVED

This Section must be completed for all projects.

JUL 6 2011

Facility/Project Identification

Facility Name:	Saint Joseph Hospital	HEALTH FACILITIES & SERVICES REVIEW BOARD
Street Address:	2900 North Lake Shore Drive	
City and Zip Code:	Chicago, IL 60657	
County:	Cook	Health Service Area VI
		Health Planning Area: A-01

Applicant /Co-Applicant Identification

[Provide for each co-applicant [refer to Part 1130.220].

Exact Legal Name:	Saint Joseph Hospital
Address:	2900 North Lake Shore Drive Chicago, IL 60657
Name of Registered Agent:	Ms. Sandra Bruce
Name of Chief Executive Officer:	Roberta Luskin-Hawk, M.D.
CEO Address:	2900 North Lake Shore Drive Chicago, IL 60657
Telephone Number:	773/665-3971

Type of Ownership of Applicant/Co-Applicant

<input checked="" type="checkbox"/>	Non-profit Corporation	<input type="checkbox"/>	Partnership
<input type="checkbox"/>	For-profit Corporation	<input type="checkbox"/>	Governmental
<input type="checkbox"/>	Limited Liability Company	<input type="checkbox"/>	Sole Proprietorship
		<input type="checkbox"/>	Other

- Corporations and limited liability companies must provide an Illinois certificate of good standing.
- Partnerships must provide the name of the state in which organized and the name and address of each partner specifying whether each is a general or limited partner.

APPEND DOCUMENTATION AS ATTACHMENT-1 IN NUMERIC SEQUENTIAL ORDER AFTER THE LAST PAGE OF THE APPLICATION FORM.

Primary Contact

[Person to receive all correspondence or inquiries during the review period]

Name:	Anne M. Murphy
Title:	Partner
Company Name:	Holland + Knight
Address:	131 South Dearborn Street Chicago, IL 60603
Telephone Number:	312/578-6544
E-mail Address:	Anne.Murphy@hklaw.com
Fax Number:	312/578-6666

Additional Contact

[Person who is also authorized to discuss the application for permit]

Name:	none
Title:	
Company Name:	
Address:	
Telephone Number:	
E-mail Address:	
Fax Number:	

**ILLINOIS HEALTH FACILITIES AND SERVICES REVIEW BOARD
APPLICATION FOR PERMIT**

SECTION I. IDENTIFICATION, GENERAL INFORMATION, AND CERTIFICATION

This Section must be completed for all projects.

Facility/Project Identification

Facility Name:	Saint Joseph Hospital		
Street Address:	2900 North Lake Shore Drive		
City and Zip Code:	Chicago, IL 60657		
County:	Cook	Health Service Area	VI Health Planning Area: A-01

Applicant /Co-Applicant Identification

[Provide for each co-applicant [refer to Part 1130.220].

Exact Legal Name:	Resurrection Health Care Corporation
Address:	355 N. Ridge Avenue Chicago, IL 60202
Name of Registered Agent:	Ms. Sandra Bruce
Name of Chief Executive Officer:	Jeffrey Murphy
CEO Address:	355 N. Ridge Avenue Chicago, IL 60202
Telephone Number:	847/316-2352

Type of Ownership of Applicant/Co-Applicant

<input checked="" type="checkbox"/>	Non-profit Corporation	<input type="checkbox"/>	Partnership	
<input type="checkbox"/>	For-profit Corporation	<input type="checkbox"/>	Governmental	
<input type="checkbox"/>	Limited Liability Company	<input type="checkbox"/>	Sole Proprietorship	<input type="checkbox"/> Other

o Corporations and limited liability companies must provide an **Illinois certificate of good standing**.

o Partnerships must provide the name of the state in which organized and the name and address of each partner specifying whether each is a general or limited partner.

APPEND DOCUMENTATION AS ATTACHMENT-1 IN NUMERIC SEQUENTIAL ORDER AFTER THE LAST PAGE OF THE APPLICATION FORM.

Primary Contact

[Person to receive all correspondence or inquiries during the review period]

Name:	Anne M. Murphy
Title:	Partner
Company Name:	Holland + Knight
Address:	131 South Dearborn Street Chicago, IL 60603
Telephone Number:	312/578-6544
E-mail Address:	Anne.Murphy@hklaw.com
Fax Number:	312/578-6666

Additional Contact

[Person who is also authorized to discuss the application for permit]

Name:	none
Title:	
Company Name:	
Address:	
Telephone Number:	
E-mail Address:	
Fax Number:	

**ILLINOIS HEALTH FACILITIES AND SERVICES REVIEW BOARD
APPLICATION FOR PERMIT**

SECTION I. IDENTIFICATION, GENERAL INFORMATION, AND CERTIFICATION

This Section must be completed for all projects.

Facility/Project Identification

Facility Name:	Saint Joseph Hospital		
Street Address:	2900 North Lake Shore Drive		
City and Zip Code:	Chicago, IL 60657		
County:	Cook	Health Service Area	VI Health Planning Area: A-01

Applicant /Co-Applicant Identification

[Provide for each co-applicant [refer to Part 1130.220].

Exact Legal Name:	Provena Health
Address:	19065 Hickory Creek Drive Mokena, IL 60631
Name of Registered Agent:	Mr. Guy Wiebking
Name of Chief Executive Officer:	Mr. Guy Wiebking
CEO Address:	19065 Hickory Creek Drive Mokena, IL 60631
Telephone Number:	708/478-6300

Type of Ownership of Applicant/Co-Applicant

<input checked="" type="checkbox"/> Non-profit Corporation	<input type="checkbox"/> Partnership
<input type="checkbox"/> For-profit Corporation	<input type="checkbox"/> Governmental
<input type="checkbox"/> Limited Liability Company	<input type="checkbox"/> Sole Proprietorship <input type="checkbox"/> Other

o Corporations and limited liability companies must provide an **Illinois certificate of good standing**.

o Partnerships must provide the name of the state in which organized and the name and address of each partner specifying whether each is a general or limited partner.

APPEND DOCUMENTATION AS ATTACHMENT-1 IN NUMERIC SEQUENTIAL ORDER AFTER THE LAST PAGE OF THE APPLICATION FORM.

Primary Contact

[Person to receive all correspondence or inquiries during the review period]

Name:	Anne M. Murphy
Title:	Partner
Company Name:	Holland + Knight
Address:	131 South Dearborn Street Chicago, IL 60603
Telephone Number:	312/578-6544
E-mail Address:	Anne.Murphy@hkllaw.com
Fax Number:	312/578-6666

Additional Contact

[Person who is also authorized to discuss the application for permit]

Name:	none
Title:	
Company Name:	
Address:	
Telephone Number:	
E-mail Address:	
Fax Number:	

**ILLINOIS HEALTH FACILITIES AND SERVICES REVIEW BOARD
APPLICATION FOR PERMIT**

SECTION I. IDENTIFICATION, GENERAL INFORMATION, AND CERTIFICATION

This Section must be completed for all projects.

Facility/Project Identification

Facility Name:	Saint Joseph Hospital		
Street Address:	2900 North Lake Shore Drive		
City and Zip Code:	Chicago, IL 60657		
County:	Cook	Health Service Area	VI Health Planning Area: A-01

Applicant /Co-Applicant Identification

[Provide for each co-applicant [refer to Part 1130.220].

Exact Legal Name:	Cana Lakes Health Care		
Address:	7435 West Talcott Avenue		
Name of Registered Agent:	Ms. Sandra Bruce		
Name of Chief Executive Officer:	Ms. Sandra Bruce		
CEO Address:	7435 West Talcott Avenue Chicago, IL 60631		
Telephone Number:	773/792-5555		

Type of Ownership of Applicant/Co-Applicant

<input checked="" type="checkbox"/>	Non-profit Corporation	<input type="checkbox"/>	Partnership	
<input type="checkbox"/>	For-profit Corporation	<input type="checkbox"/>	Governmental	
<input type="checkbox"/>	Limited Liability Company	<input type="checkbox"/>	Sole Proprietorship	<input type="checkbox"/> Other

- o Corporations and limited liability companies must provide an **Illinois certificate of good standing**.
- o Partnerships must provide the name of the state in which organized and the name and address of each partner specifying whether each is a general or limited partner.

APPEND DOCUMENTATION AS ATTACHMENT-1 IN NUMERIC SEQUENTIAL ORDER AFTER THE LAST PAGE OF THE APPLICATION FORM.

Primary Contact

[Person to receive all correspondence or inquiries during the review period]

Name:	Anne M. Murphy
Title:	Partner
Company Name:	Holland + Knight
Address:	131 South Dearborn Street Chicago, IL 60603
Telephone Number:	312/578-6544
E-mail Address:	Anne.Murphy@hklaw.com
Fax Number:	312/578-6666

Additional Contact

[Person who is also authorized to discuss the application for permit]

Name:	none
Title:	
Company Name:	
Address:	
Telephone Number:	
E-mail Address:	
Fax Number:	

Post Permit Contact

[Person to receive all correspondence subsequent to permit issuance-THIS PERSON MUST BE EMPLOYED BY THE LICENSED HEALTH CARE FACILITY AS DEFINED AT 20 ILCS 3960

Name:	Roberta Luskin-Hawk, M.D.
Title:	CEO
Company Name:	Saint Joseph Hospital
Address:	2900 North Lake Shore Drive Chicago, IL
Telephone Number:	773/665-3971
E-mail Address:	RLuskin-hawk@reshealthcare.org
Fax Number:	773/665-3861

Site Ownership

[Provide this information for each applicable site]

Exact Legal Name of Site Owner:	Saint Joseph Hospital
Address of Site Owner:	2900 North Lake Shore Drive Chicago, IL
Street Address or Legal Description of Site:	2900 North Lake Shore Drive Chicago, IL
Proof of ownership or control of the site is to be provided as Attachment 2. Examples of proof of ownership are property tax statement, tax assessor's documentation, deed, notarized statement of the corporation attesting to ownership, an option to lease, a letter of intent to lease or a lease.	
APPEND DOCUMENTATION AS ATTACHMENT-2, IN NUMERIC SEQUENTIAL ORDER AFTER THE LAST PAGE OF THE APPLICATION FORM.	

Operating Identity/Licensee

[Provide this information for each applicable facility, and insert after this page.]

Exact Legal Name:	Saint Joseph Hospital	
Address:	2900 North Lake Shore Drive Chicago, IL	
<input checked="" type="checkbox"/> Non-profit Corporation	<input type="checkbox"/> Partnership	
<input type="checkbox"/> For-profit Corporation	<input type="checkbox"/> Governmental	
<input type="checkbox"/> Limited Liability Company	<input type="checkbox"/> Sole Proprietorship	<input type="checkbox"/> Other
<ul style="list-style-type: none">o Corporations and limited liability companies must provide an Illinois Certificate of Good Standing.o Partnerships must provide the name of the state in which organized and the name and address of each partner specifying whether each is a general or limited partner.o Persons with 5 percent or greater interest in the licensee must be identified with the % of ownership.		
APPEND DOCUMENTATION AS ATTACHMENT-3, IN NUMERIC SEQUENTIAL ORDER AFTER THE LAST PAGE OF THE APPLICATION FORM.		

Organizational Relationships

Provide (for each co-applicant) an organizational chart containing the name and relationship of any person or entity who is related (as defined in Part 1130.140). If the related person or entity is participating in the development or funding of the project, describe the interest and the amount and type of any financial contribution.

APPEND DOCUMENTATION AS ATTACHMENT-4, IN NUMERIC SEQUENTIAL ORDER AFTER THE LAST PAGE OF THE APPLICATION FORM.
--

Flood Plain Requirements

[Refer to application instructions.]

Provide documentation that the project complies with the requirements of Illinois Executive Order #2005-5 pertaining to construction activities in special flood hazard areas. As part of the flood plain requirements please provide a map of the proposed project location showing any identified floodplain areas. Floodplain maps can be printed at www.FEMA.gov or www.illinoisfloodmaps.org. **This map must be in a readable format.** In addition please provide a statement attesting that the project complies with the requirements of Illinois Executive Order #2005-5 (<http://www.hfsrb.illinois.gov>).

APPEND DOCUMENTATION AS ATTACHMENT -5, IN NUMERIC SEQUENTIAL ORDER AFTER THE LAST PAGE OF THE APPLICATION FORM.

Historic Resources Preservation Act Requirements

[Refer to application instructions.]

Provide documentation regarding compliance with the requirements of the Historic Resources Preservation Act.

APPEND DOCUMENTATION AS ATTACHMENT-6, IN NUMERIC SEQUENTIAL ORDER AFTER THE LAST PAGE OF THE APPLICATION FORM.

DESCRIPTION OF PROJECT

1. Project Classification

[Check those applicable - refer to Part 1110.40 and Part 1120.20(b)]

Part 1110 Classification:

- Substantive
- Non-substantive

Part 1120 Applicability or Classification:
[Check one only.]

- Part 1120 Not Applicable
- Category A Project
- Category B Project
- DHS or DVA Project

2. Narrative Description

Provide in the space below, a brief narrative description of the project. Explain **WHAT** is to be done in **State Board defined terms**, **NOT WHY** it is being done. If the project site does **NOT** have a street address, include a legal description of the site. Include the rationale regarding the project's classification as substantive or non-substantive.

The proposed project is limited to a change of ownership of Saint Joseph Hospital, a 360-bed community hospital located in Chicago, Illinois. The proposed change of ownership is a result of the impending merger of the Resurrection and Provena systems through a common "super parent" corporation that will become the parent entity of Resurrection Health Care Corporation (the current Resurrection system parent) and Provena Health (the current Provena system parent).

It is the expectation of the applicants that, for a minimum of two years following the change of ownership, all programs and services currently provided by Saint Joseph Hospital will continue to be provided, and consistent with IHFSRB requirements, access to the hospital's services will not be diminished. The licensee will continue to be Saint Joseph Hospital.

The proposed project, consistent with Section 1110.40.a, is classified as being "non-substantive" as a result of the scope of the project being limited to a change of ownership.

Please refer to the "Project Overview" for a summary of the transaction.

Project Costs and Sources of Funds Saint Joseph Hospital

Complete the following table listing all costs (refer to Part 1120.110) associated with the project. When a project or any component of a project is to be accomplished by lease, donation, gift, or other means, the fair market or dollar value (refer to Part 1130.140) of the component must be included in the estimated project cost. If the project contains non-reviewable components that are not related to the provision of health care, complete the second column of the table below. Note, the use and sources of funds must equal.

Project Costs and Sources of Funds			
USE OF FUNDS	CLINICAL	NONCLINICAL	TOTAL
Preplanning Costs			
Site Survey and Soil Investigation			
Site Preparation			
Off Site Work			
New Construction Contracts			
Modernization Contracts			
Contingencies			
Architectural/Engineering Fees			
Consulting and Other Fees			\$566,667
Movable or Other Equipment (not in construction contracts)			
Bond Issuance Expense (project related)			
Net Interest Expense During Construction (project related)			
Fair Market Value of Hospital			\$374,795,349
Other Costs To Be Capitalized			
Acquisition of Building or Other Property (excluding land)			
TOTAL USES OF FUNDS			\$375,362,016
SOURCE OF FUNDS	CLINICAL	NONCLINICAL	TOTAL
Cash and Securities			\$566,667
Pledges			
Gifts and Bequests			
Bond Issues (project related)			
Mortgages			
Fair Market Value of Hospital			\$374,795,349
Governmental Appropriations			
Grants			
Other Funds and Sources			
TOTAL SOURCES OF FUNDS			\$375,362,016

NOTE: ITEMIZATION OF EACH LINE ITEM MUST BE PROVIDED AT ATTACHMENT-7, IN NUMERIC SEQUENTIAL ORDER AFTER THE LAST PAGE OF THE APPLICATION FORM.

Related Project Costs

Provide the following information, as applicable, with respect to any land related to the project that will be or has been acquired during the last two calendar years:

Land acquisition is related to project	<input checked="" type="checkbox"/> Yes	<input type="checkbox"/> No
Purchase Price: \$ _____	not applicable	
Fair Market Value: \$ _____	not applicable	

The project involves the establishment of a new facility or a new category of service
 Yes No

If yes, provide the dollar amount of all **non-capitalized** operating start-up costs (including operating deficits) through the first full fiscal year when the project achieves or exceeds the target utilization specified in Part 1100.

Estimated start-up costs and operating deficit cost is \$ none.

Project Status and Completion Schedules

Indicate the stage of the project's architectural drawings:

<input checked="" type="checkbox"/> None or not applicable	<input type="checkbox"/> Preliminary
<input type="checkbox"/> Schematics	<input type="checkbox"/> Final Working

Anticipated project completion date (refer to Part 1130.140): September 30, 2011

Indicate the following with respect to project expenditures or to obligation (refer to Part 1130.140):

- Purchase orders, leases or contracts pertaining to the project have been executed.
- Project obligation is contingent upon permit issuance. Provide a copy of the contingent "certification of obligation" document, highlighting any language related to CON Contingencies
- Project obligation will occur after permit issuance.

APPEND DOCUMENTATION AS ATTACHMENT-8, IN NUMERIC SEQUENTIAL ORDER AFTER THE LAST PAGE OF THE APPLICATION FORM.

State Agency Submittals

Are the following submittals up to date as applicable:

- Cancer Registry
- APORS **please see documentation requested by State Agency staff on following pages**
- All formal document requests such as IDPH Questionnaires and Annual Bed Reports been submitted
- All reports regarding outstanding permits

Failure to be up to date with these requirements will result in the application for permit being deemed incomplete.

Phone: 217-785-7126

FAX: 217-524-1770

From: Rose, Kevin [mailto:Edwin.Rose@provena.org]

Sent: Wednesday, February 16, 2011 12:42 PM

To: Fornoff, Jane

Subject: APORS Reporting - Provena St. Mary's Hospital and Provena Mercy Medical Center

Dear Jayne --

Thank you for working with me and staff at the local Provena ministries to assist us in improving our Adverse Pregnancy Outcome Reporting System (APORS) results. To summarize our conversation, the APORS reporting level at Provena St. Mary's Hospital is 77 and at Provena Mercy Medical Center is 75%. Given that each ministry's reporting level is only slightly below target and that each ministry is making a good faith effort to improve its reporting process such that they achieve target going forward, you will be recommending to Illinois Health Facilities and Services Review Board staff that review of any future certificate of need applications by Provena Health/Provena Hospitals be allowed to proceed, and that APORS reporting will not be a matter impacting project completeness.

Please respond back to confirm that you agree with this, and that I have accurately summarized our call. Thanks again -- and I look forward to working with you and staff at the Provena ministries to ensure that we meet our targets in the future.

Sincerely,

Kevin

Kevin Rose

System Vice President, Strategic Planning & Business Development

Provena Health

19065 Hickory Creek Drive, Suite 300

From: Fornoff, Jane [mailto:Jane.Fornoff@Illinois.gov]
Sent: Thursday, February 17, 2011 1:28 PM
To: Rose, Kevin
Cc: Roate, George
Subject: RE: APORS Reporting - Provena St. Mary's Hospital and Provena Mercy Medical Center

Dear Kevin,

I am glad that you and the staff at Provena St. Mary's and Provena Mercy Medical Center are working to improve the timeliness of APORS (Adverse Pregnancy Outcome Reporting System). As I am sure you know, timely reporting is important because it helps assure that children achieve their full potential through the early case-management services provided to APORS cases.

As we discussed, since their current reporting timeliness is close to the compliance level, provided each ministry continues to make a good faith effort to improve its reporting process I will be recommending to Illinois Health Facilities and Services Review Board staff that review of any future certificate of need applications by Provena Health/Provena Hospitals be allowed to proceed, and that APORS reporting will not be a matter impacting project completeness.

Jane

Jane Fornoff, D.Phil.
Perinatal Epidemiologist
Illinois Department of Public Health
Adverse Pregnancy Outcomes Reporting System
535 W Jefferson St, Floor 3
Springfield, IL 62761

Cost Space Requirements

not applicable

Provide in the following format, the department/area **DGSF** or the building/area **BGSF** and cost. The type of gross square footage either **DGSF** or **BGSF** must be identified. The sum of the department costs **MUST** equal the total estimated project costs. Indicate if any space is being reallocated for a different purpose. Include outside wall measurements plus the department's or area's portion of the surrounding circulation space. **Explain the use of any vacated space.**

Dept. / Area	Cost	Gross Square Feet		Amount of Proposed Total Gross Square Feet That Is:			
		Existing	Proposed	New Const.	Modernized	As Is	Vacated Space
REVIEWABLE							
Medical Surgical							
Intensive Care							
Diagnostic Radiology							
MRI							
Total Clinical							
NON REVIEWABLE							
Administrative							
Parking							
Gift Shop							
Total Non-clinical							
TOTAL							

APPEND DOCUMENTATION AS ATTACHMENT 9, IN NUMERIC SEQUENTIAL ORDER AFTER THE LAST PAGE OF THE APPLICATION FORM.

Facility Bed Capacity and Utilization

Complete the following chart, as applicable. Complete a separate chart for each facility that is a part of the project and insert following this page. Provide the existing bed capacity and utilization data for the latest Calendar Year for which the data are available. Include observation days in the patient day totals for each bed service. Any bed capacity discrepancy from the Inventory will result in the application being deemed incomplete.

FACILITY NAME: Saint Joseph Hospital			CITY: Chicago		
REPORTING PERIOD DATES: From: January 1, 2009 to: December 31, 2009					
Category of Service	Authorized Beds	Admissions	Patient Days	Bed Changes	Proposed Beds
Medical/Surgical	219	7,862	38,549	None	219
Obstetrics	11	1,925	4,556	None	11
Pediatrics	23	293	891	None	23
Intensive Care	23	696	6,799	None	23
Comprehensive Physical Rehabilitation	23	448	4,367	None	23
Acute/Chronic Mental Illness	35	1,312	9,267	None	35
Neonatal Intensive Care					
General Long Term Care	26	652	5,996	None	26
Specialized Long Term Care					
Long Term Acute Care					
Other ((identify))					
TOTALS:	360	13,188	70,425	None	360

CERTIFICATION

The application must be signed by the authorized representative(s) of the applicant entity. The authorized representative(s) are:

- o in the case of a corporation, any two of its officers or members of its Board of Directors;
- o in the case of a limited liability company, any two of its managers or members (or the sole manger or member when two or more managers or members do not exist);
- o in the case of a partnership, two of its general partners (or the sole general partner, when two or more general partners do not exist);
- o in the case of estates and trusts, two of its beneficiaries (or the sole beneficiary when two or more beneficiaries do not exist); and
- o in the case of a sole proprietor, the individual that is the proprietor.

This Application for Permit is filed on the behalf of Saint Joseph Hospital * in accordance with the requirements and procedures of the Illinois Health Facilities Planning Act. The undersigned certifies that he or she has the authority to execute and file this application for permit on behalf of the applicant entity. The undersigned further certifies that the data and information provided herein, and appended hereto, are complete and correct to the best of his or her knowledge and belief. The undersigned also certifies that the permit application fee required for this application is sent herewith or will be paid upon request.

Sandra Bruce

SIGNATURE

SANDRA BRUCE

PRINTED NAME

PRESIDENT

PRINTED TITLE

Jeanie C. Frey

SIGNATURE

Jeanie C. FREY

PRINTED NAME

Secretary

PRINTED TITLE

Notarization:

Subscribed and sworn to before me this 22 day of March, 2011

Notarization:

Subscribed and sworn to before me this 22 day of March

Florita de Jesus Ortiz

Signature of Notary

Linda M. Noyola


Signature of Notary

Seal



*Insert EXACT legal name of applicant

Seal



CERTIFICATION

The application must be signed by the authorized representative(s) of the applicant entity. The authorized representative(s) are:

- o in the case of a corporation, any two of its officers or members of its Board of Directors;
- o in the case of a limited liability company, any two of its managers or members (or the sole manger or member when two or more managers or members do not exist);
- o in the case of a partnership, two of its general partners (or the sole general partner, when two or more general partners do not exist);
- o in the case of estates and trusts, two of its beneficiaries (or the sole beneficiary when two or more beneficiaries do not exist); and
- o in the case of a sole proprietor, the individual that is the proprietor.

This Application for Permit is filed on the behalf of Resurrection Health Care Corporation * in accordance with the requirements and procedures of the Illinois Health Facilities Planning Act. The undersigned certifies that he or she has the authority to execute and file this application for permit on behalf of the applicant entity. The undersigned further certifies that the data and information provided herein, and appended hereto, are complete and correct to the best of his or her knowledge and belief. The undersigned also certifies that the permit application fee required for this application is sent herewith or will be paid upon request.

Sandra Bruce
SIGNATURE
Sandra Bruce
PRINTED NAME
President and CEO
PRINTED TITLE

Jeannie C. Frey
SIGNATURE
Jeannie C. Frey
PRINTED NAME
secretary
PRINTED TITLE

Notarization:
Subscribed and sworn to before me
this 22 day of March, 2011

Notarization:
Subscribed and sworn to before me
this 22 day of March

Florita De Jesus-Ortiz
Signature of Notary

Linda M Noyola
Signature of Notary

Seal
OFFICIAL SEAL
FLORITA DE JESUS-ORTIZ
NOTARY PUBLIC - STATE OF ILLINOIS
MY COMMISSION EXPIRES: 09/29/12
*Insert EXACT legal name of the applicant

Seal
OFFICIAL SEAL
LINDA M NOYOLA
NOTARY PUBLIC - STATE OF ILLINOIS
MY COMMISSION EXPIRES: 06/08/13

CERTIFICATION

The application must be signed by the authorized representative(s) of the applicant entry. The authorized representative(s) are:

- o in the case of a corporation, any two of its officers or members of its Board of Directors;
- o in the case of a limited liability company, any two of its managers or members (or the sole manager or member when two or more managers or members do not exist);
- o in the case of a partnership, two of its general partners (or the sole general partner, when two or more general partners do not exist);
- o in the case of estates and trusts, two of its beneficiaries (or the sole beneficiary when two or more beneficiaries do not exist); and
- o in the case of a sole proprietor, the individual that is the proprietor.

This Application for Permit is filed on the behalf of Provena Health * in accordance with the requirements and procedures of the Illinois Health Facilities Planning Act. The undersigned certifies that he or she has the authority to execute and file this application for permit on behalf of the applicant entity. The undersigned further certifies that the data and information provided herein, and appended hereto, are complete and correct to the best of his or her knowledge and belief. The undersigned also certifies that the permit application fee required for this application is sent herewith or will be paid upon request.

Guy Wiebking
SIGNATURE

Guy Wiebking
PRINTED NAME


President and CEO
PRINTED TITLE

Anthony Filer
SIGNATURE


Anthony Filer
PRINTED NAME

Assistant Treasurer
PRINTED TITLE

Notarization:
Subscribed and sworn to before me
this 22nd day of March 2011

Yvette B. Porter
Signature of Notary
Seal


Notarization:
Subscribed and sworn to before me
this 22nd day of March, 2011

Yvette B. Porter
Signature of Notary
Seal


*Insert EXACT legal name of the applicant

CERTIFICATION

The application must be signed by the authorized representative(s) of the applicant entity. The authorized representative(s) are:

- o in the case of a corporation, any two of its officers or members of its Board of Directors;
- o in the case of a limited liability company, any two of its managers or members (or the sole manger or member when two or more managers or members do not exist);
- o in the case of a partnership, two of its general partners (or the sole general partner, when two or more general partners do not exist);
- o in the case of estates and trusts, two of its beneficiaries (or the sole beneficiary when two or more beneficiaries do not exist); and
- o in the case of a sole proprietor, the individual that is the proprietor.

This Application for Permit is filed on the behalf of Cana Lakes Health Care * in accordance with the requirements and procedures of the Illinois Health Facilities Planning Act. The undersigned certifies that he or she has the authority to execute and file this application for permit on behalf of the applicant entity. The undersigned further certifies that the data and information provided herein, and appended hereto, are complete and correct to the best of his or her knowledge and belief. The undersigned also certifies that the permit application fee required for this application is sent herewith or will be paid upon request.

Sandra Bruce
SIGNATURE
Sandra Bruce
PRINTED NAME
President
PRINTED TITLE

Jeannie C. Frey
SIGNATURE
JEANNIE C. FREY
PRINTED NAME
SECRETARY
PRINTED TITLE

Notarization:
Subscribed and sworn to before me
this 22 day of March, 2011

Notarization:
Subscribed and sworn to before me
this 22 day of March

Florita de Jesus Ortiz
Signature of Notary

Linda M Noyola
Signature of Notary

Seal
OFFICIAL SEAL
FLORITA DE JESUS-ORTIZ
NOTARY PUBLIC - STATE OF ILLINOIS
MY COMMISSION EXPIRES: 09/29/14
*Insert EXACT PHOTO of seal of notary applicant

Seal
OFFICIAL SEAL
LINDA M NOYOLA
NOTARY PUBLIC - STATE OF ILLINOIS
MY COMMISSION EXPIRES: 06/08/13

SECTION III – BACKGROUND, PURPOSE OF THE PROJECT, AND ALTERNATIVES - INFORMATION REQUIREMENTS

This Section is applicable to all projects except those that are solely for discontinuation with no project costs.

Criterion 1110.230 – Background, Purpose of the Project, and Alternatives

READ THE REVIEW CRITERION and provide the following required information:

BACKGROUND OF APPLICANT

1. A listing of all health care facilities owned or operated by the applicant, including licensing, and certification if applicable.
2. A certified listing of any adverse action taken against any facility owned and/or operated by the applicant during the three years prior to the filing of the application.
3. Authorization permitting HFSRB and DPH access to any documents necessary to verify the information submitted, including, but not limited to: official records of DPH or other State agencies; the licensing or certification records of other states, when applicable; and the records of nationally recognized accreditation organizations. Failure to provide such authorization shall constitute an abandonment or withdrawal of the application without any further action by HFSRB.
4. If, during a given calendar year, an applicant submits more than one application for permit, the documentation provided with the prior applications may be utilized to fulfill the information requirements of this criterion. In such instances, the applicant shall attest the information has been previously provided, cite the project number of the prior application, and certify that no changes have occurred regarding the information that has been previously provided. The applicant is able to submit amendments to previously submitted information, as needed, to update and/or clarify data.

APPEND DOCUMENTATION AS ATTACHMENT-11, IN NUMERIC SEQUENTIAL ORDER AFTER THE LAST PAGE OF THE APPLICATION FORM. EACH ITEM (1-4) MUST BE IDENTIFIED IN ATTACHMENT 11.

PURPOSE OF PROJECT

1. Document that the project will provide health services that improve the health care or well-being of the market area population to be served.
2. Define the planning area or market area, or other, per the applicant's definition.
3. Identify the existing problems or issues that need to be addressed, as applicable and appropriate for the project. [See 1110.230(b) for examples of documentation.]
4. Cite the sources of the information provided as documentation.
5. Detail how the project will address or improve the previously referenced issues, as well as the population's health status and well-being.
6. Provide goals with quantified and measurable objectives, with specific timeframes that relate to achieving the stated goals as appropriate.

For projects involving modernization, describe the conditions being upgraded if any. For facility projects, include statements of age and condition and regulatory citations if any. For equipment being replaced, include repair and maintenance records.

NOTE: Information regarding the "Purpose of the Project" will be included in the State Agency Report.

APPEND DOCUMENTATION AS ATTACHMENT-12, IN NUMERIC SEQUENTIAL ORDER AFTER THE LAST PAGE OF THE APPLICATION FORM. EACH ITEM (1-6) MUST BE IDENTIFIED IN ATTACHMENT 12.

ALTERNATIVES

- 1) Identify **ALL** of the alternatives to the proposed project:

Alternative options **must** include:

- A) Proposing a project of greater or lesser scope and cost;
 - B) Pursuing a joint venture or similar arrangement with one or more providers or entities to meet all or a portion of the project's intended purposes; developing alternative settings to meet all or a portion of the project's intended purposes;
 - C) Utilizing other health care resources that are available to serve all or a portion of the population proposed to be served by the project; and
 - D) Provide the reasons why the chosen alternative was selected.
- 2) Documentation shall consist of a comparison of the project to alternative options. The comparison shall address issues of total costs, patient access, quality and financial benefits in both the short term (within one to three years after project completion) and long term. This may vary by project or situation. **FOR EVERY ALTERNATIVE IDENTIFIED THE TOTAL PROJECT COST AND THE REASONS WHY THE ALTERNATIVE WAS REJECTED MUST BE PROVIDED.**
 - 3) The applicant shall provide empirical evidence, including quantified outcome data that verifies improved quality of care, as available.

APPEND DOCUMENTATION AS ATTACHMENT-13, IN NUMERIC SEQUENTIAL ORDER AFTER THE LAST PAGE OF THE APPLICATION FORM.

SECTION VI - MERGERS, CONSOLIDATIONS AND ACQUISITIONS/CHANGES OF OWNERSHIP

This Section is applicable to projects involving merger, consolidation or acquisition/change of ownership.

NOTE: For all projects involving a change of ownership THE TRANSACTION DOCUMENT must be submitted with the application for permit. The transaction document must be signed dated and contain the appropriate contingency language.

A. Criterion 1110.240(b), Impact Statement

Read the criterion and provide an impact statement that contains the following information:

1. Any change in the number of beds or services currently offered.
2. Who the operating entity will be.
3. The reason for the transaction.
4. Any anticipated additions or reductions in employees now and for the two years following completion of the transaction.
5. A cost-benefit analysis for the proposed transaction.

B. Criterion 1110.240(c), Access

Read the criterion and provide the following:

1. The current admission policies for the facilities involved in the proposed transaction.
2. The proposed admission policies for the facilities.
3. A letter from the CEO certifying that the admission policies of the facilities involved will not become more restrictive.

C. Criterion 1110.240(d), Health Care System

Read the criterion and address the following:

1. Explain what the impact of the proposed transaction will be on the other area providers.
2. List all of the facilities within the applicant's health care system and provide the following for each facility.
 - a. the location (town and street address);
 - b. the number of beds;
 - c. a list of services; and
 - d. the utilization figures for each of those services for the last 12 month period.
3. Provide copies of all present and proposed referral agreements for the facilities involved in this transaction.
4. Provide time and distance information for the proposed referrals within the system.
5. Explain the organization policy regarding the use of the care system providers over area providers.
6. Explain how duplication of services within the care system will be resolved.
7. Indicate what services the proposed project will make available to the community that are not now available.

APPEND DOCUMENTATION AS ATTACHMENT-19, IN NUMERIC SEQUENTIAL ORDER AFTER THE LAST PAGE OF THE APPLICATION FORM.

The following Sections **DO NOT** need to be addressed by the applicants or co-applicants responsible for funding or guaranteeing the funding of the project if the applicant has a bond rating of A- or better from Fitch's or Standard and Poor's rating agencies, or A3 or better from Moody's (the rating shall be affirmed within the latest 18 month period prior to the submittal of the application):

- Section 1120.120 Availability of Funds – Review Criteria
- Section 1120.130 Financial Viability – Review Criteria
- Section 1120.140 Economic Feasibility – Review Criteria, subsection (a)

VIII. - 1120.120 - Availability of Funds

Saint Joseph Hospital

The applicant shall document that financial resources shall be available and be equal to or exceed the estimated total project cost plus any related project costs by providing evidence of sufficient financial resources from the following sources, as applicable: Indicate the dollar amount to be provided from the following sources:

\$566,667	a)	Cash and Securities – statements (e.g., audited financial statements, letters from financial institutions, board resolutions) as to: <ol style="list-style-type: none"> 1) the amount of cash and securities available for the project, including the identification of any security, its value and availability of such funds; and 2) interest to be earned on depreciation account funds or to be earned on any asset from the date of applicant's submission through project completion;
_____	b)	Pledges – for anticipated pledges, a summary of the anticipated pledges showing anticipated receipts and discounted value, estimated time table of gross receipts and related fundraising expenses, and a discussion of past fundraising experience.
_____	c)	Gifts and Bequests – verification of the dollar amount, identification of any conditions of use, and the estimated time table of receipts;
_____	d)	Debt – a statement of the estimated terms and conditions (including the debt time period, variable or permanent interest rates over the debt time period, and the anticipated repayment schedule) for any interim and for the permanent financing proposed to fund the project, including: <ol style="list-style-type: none"> 1) For general obligation bonds, proof of passage of the required referendum or evidence that the governmental unit has the authority to issue the bonds and evidence of the dollar amount of the issue, including any discounting anticipated; 2) For revenue bonds, proof of the feasibility of securing the specified amount and interest rate; 3) For mortgages, a letter from the prospective lender attesting to the expectation of making the loan in the amount and time indicated, including the anticipated interest rate and any conditions associated with the mortgage, such as, but not limited to, adjustable interest rates, balloon payments, etc.; 4) For any lease, a copy of the lease, including all the terms and conditions, including any purchase options, any capital improvements to the property and provision of capital equipment; 5) For any option to lease, a copy of the option, including all terms and conditions.
_____	e)	Governmental Appropriations – a copy of the appropriation Act or ordinance accompanied by a statement of funding availability from an official of the governmental unit. If funds are to be made available from subsequent fiscal years, a copy of a resolution or other action of the governmental unit attesting to this intent;
_____	f)	Grants – a letter from the granting agency as to the availability of funds in terms of the amount and time of receipt;
\$374,795,349	g)	All Other Funds and Sources – verification of the amount and type of any other funds that will be used for the project—FMV of hospital
\$375,362,016	TOTAL FUNDS AVAILABLE	

APPEND DOCUMENTATION AS ATTACHMENT 39, IN NUMERIC SEQUENTIAL ORDER AFTER THE LAST PAGE OF THE APPLICATION FORM.

IX.

1120.130 - Financial Viability

**not applicable, funded through
Internal sources**

All the applicants and co-applicants shall be identified, specifying their roles in the project funding or guaranteeing the funding (sole responsibility or shared) and percentage of participation in that funding.

Financial Viability Waiver

The applicant is not required to submit financial viability ratios if:

1. All of the projects capital expenditures are completely funded through internal sources
2. The applicant's current debt financing or projected debt financing is insured or anticipated to be insured by MBIA (Municipal Bond Insurance Association Inc.) or equivalent
3. The applicant provides a third party surety bond or performance bond letter of credit from an A rated guarantor.

See Section 1120.130 Financial Waiver for information to be provided

APPEND DOCUMENTATION AS ATTACHMENT 40, IN NUMERIC SEQUENTIAL ORDER AFTER THE LAST PAGE OF THE APPLICATION FORM.

The applicant or co-applicant that is responsible for funding or guaranteeing funding of the project shall provide viability ratios for the latest three years for which audited financial statements are available and for the first full fiscal year at target utilization, but no more than two years following project completion. When the applicant's facility does not have facility specific financial statements and the facility is a member of a health care system that has combined or consolidated financial statements, the system's viability ratios shall be provided. If the health care system includes one or more hospitals, the system's viability ratios shall be evaluated for conformance with the applicable hospital standards.

Provide Data for Projects Classified as:	Category A or Category B (last three years)			Category B (Projected)
Enter Historical and/or Projected Years				
Current Ratio				
Net Margin Percentage				
Percent Debt to Total Capitalization				
Projected Debt Service Coverage				
Days Cash on Hand				
Cushion Ratio				

Provide the methodology and worksheets utilized in determining the ratios detailing the calculation and applicable line item amounts from the financial statements. Complete a separate table for each co-applicant and provide worksheets for each.

2. Variance

Applicants not in compliance with any of the viability ratios shall document that another organization, public or private, shall assume the legal responsibility to meet the debt obligations should the applicant default.

APPEND DOCUMENTATION AS ATTACHMENT 41, IN NUMERICAL ORDER AFTER THE LAST PAGE OF THE APPLICATION FORM.

X. 1120.140 - Economic Feasibility

This section is applicable to all projects subject to Part 1120.

A. Reasonableness of Financing Arrangements

The applicant shall document the reasonableness of financing arrangements by submitting a notarized statement signed by an authorized representative that attests to one of the following:

- 1) That the total estimated project costs and related costs will be funded in total with cash and equivalents, including investment securities, unrestricted funds, received pledge receipts and funded depreciation; or
- 2) That the total estimated project costs and related costs will be funded in total or in part by borrowing because:
 - A) A portion or all of the cash and equivalents must be retained in the balance sheet asset accounts in order to maintain a current ratio of at least 2.0 times for hospitals and 1.5 times for all other facilities; or
 - B) Borrowing is less costly than the liquidation of existing investments, and the existing investments being retained may be converted to cash or used to retire debt within a 60-day period.

B. Conditions of Debt Financing not applicable, no debt financing

This criterion is applicable only to projects that involve debt financing. The applicant shall document that the conditions of debt financing are reasonable by submitting a notarized statement signed by an authorized representative that attests to the following, as applicable:

- 1) That the selected form of debt financing for the project will be at the lowest net cost available;
- 2) That the selected form of debt financing will not be at the lowest net cost available, but is more advantageous due to such terms as prepayment privileges, no required mortgage, access to additional indebtedness, term (years), financing costs and other factors;
- 3) That the project involves (in total or in part) the leasing of equipment or facilities and that the expenses incurred with leasing a facility or equipment are less costly than constructing a new facility or purchasing new equipment.

C. Reasonableness of Project and Related Costs

Read the criterion and provide the following:

1. Identify each department or area impacted by the proposed project and provide a cost and square footage allocation for new construction and/or modernization using the following format (insert after this page).

COST AND GROSS SQUARE FEET BY DEPARTMENT OR SERVICE											
Department (list below)	A	B	C		D		E	F	G	H	Total Cost (G + H)
	Cost/Square Foot New	Mod.	Gross Sq. Ft. New	Circ.*	Gross Sq. Ft. Mod.	Circ.*	Const. \$ (A x C)	Mod. \$ (B x E)			
Contingency											
TOTALS											

* Include the percentage (%) of space for circulation

D. Projected Operating Costs

The applicant shall provide the projected direct annual operating costs (in current dollars per equivalent patient day or unit of service) for the first full fiscal year at target utilization but no more than two years following project completion. Direct cost means the fully allocated costs of salaries, benefits and supplies for the service.

E. Total Effect of the Project on Capital Costs

The applicant shall provide the total projected annual capital costs (in current dollars per equivalent patient day) for the first full fiscal year at target utilization but no more than two years following project completion.

APPEND DOCUMENTATION AS ATTACHMENT 42 IN NUMERIC SEQUENTIAL ORDER AFTER THE LAST PAGE OF THE APPLICATION FORM

XI. Safety Net Impact Statement not applicable, non-substantive project

SAFETY NET IMPACT STATEMENT that describes all of the following must be submitted for ALL SUBSTANTIVE AND DISCONTINUATION PROJECTS:

1. The project's material impact, if any, on essential safety net services in the community, to the extent that it is feasible for an applicant to have such knowledge.
2. The project's impact on the ability of another provider or health care system to cross-subsidize safety net services, if reasonably known to the applicant.
3. How the discontinuation of a facility or service might impact the remaining safety net providers in a given community, if reasonably known by the applicant.

Safety Net Impact Statements shall also include all of the following:

1. For the 3 fiscal years prior to the application, a certification describing the amount of charity care provided by the applicant. The amount calculated by hospital applicants shall be in accordance with the reporting requirements for charity care reporting in the Illinois Community Benefits Act. Non-hospital applicants shall report charity care, at cost, in accordance with an appropriate methodology specified by the Board.
2. For the 3 fiscal years prior to the application, a certification of the amount of care provided to Medicaid patients. Hospital and non-hospital applicants shall provide Medicaid information in a manner consistent with the information reported each year to the Illinois Department of Public Health regarding "Inpatients and Outpatients Served by Payor Source" and "Inpatient and Outpatient Net Revenue by Payor Source" as required by the Board under Section 13 of this Act and published in the Annual Hospital Profile.
3. Any information the applicant believes is directly relevant to safety net services, including information regarding teaching, research, and any other service.

A table in the following format must be provided as part of Attachment 43.

Safety Net Information per PA 96-0031			
CHARITY CARE			
Charity (# of patients)	Year	Year	Year
Inpatient			
Outpatient			
Total			
Charity (cost in dollars)	Year	Year	Year
Inpatient			
Outpatient			
Total			
MEDICAID			
Medicaid (# of patients)	Year	Year	Year
Inpatient			
Outpatient			
Total			
Medicaid (revenue)	Year	Year	Year
Inpatient			
Outpatient			
Total			

XII. Charity Care Information

Saint Joseph Hospital

Charity Care information **MUST** be furnished for **ALL** projects.

1. All applicants and co-applicants shall indicate the amount of charity care for the latest three **audited** fiscal years, the cost of charity care and the ratio of that charity care cost to net patient revenue.
2. If the applicant owns or operates one or more facilities, the reporting shall be for each individual facility located in Illinois. If charity care costs are reported on a consolidated basis, the applicant shall provide documentation as to the cost of charity care; the ratio of that charity care to the net patient revenue for the consolidated financial statement; the allocation of charity care costs; and the ratio of charity care cost to net patient revenue for the facility under review.
3. If the applicant is not an existing facility, it shall submit the facility's projected patient mix by payer source, anticipated charity care expense and projected ratio of charity care to net patient revenue by the end of its second year of operation.

Charity care" means care provided by a health care facility for which the provider does not expect to receive payment from the patient or a third-party payer. (20 ILCS 3960/3) Charity Care **must** be provided at cost.

A table in the following format must be provided for all facilities as part of Attachment 44.

CHARITY CARE			
	2008	2009	2010
Net Patient Revenue	\$182,459,445	\$192,549,785	\$189,783,508
Amount of Charity Care (charges)	\$5,178,674	\$4,561,270	\$4,797,262
Cost of Charity Care	\$1,698,480	\$1,487,625	\$1,527,313

APPEND DOCUMENTATION AS ATTACHMENT 44, IN NUMERIC SEQUENTIAL ORDER AFTER THE LAST PAGE OF THE APPLICATION FORM.



To all to whom these Presents Shall Come, Greeting:

I, Jesse White, Secretary of State of the State of Illinois, do hereby certify that

SAINT JOSEPH HOSPITAL, A DOMESTIC CORPORATION, INCORPORATED UNDER THE LAWS OF THIS STATE ON OCTOBER 14, 1982, APPEARS TO HAVE COMPLIED WITH ALL THE PROVISIONS OF THE GENERAL NOT FOR PROFIT CORPORATION ACT OF THIS STATE, AND AS OF THIS DATE, IS IN GOOD STANDING AS A DOMESTIC CORPORATION IN THE STATE OF ILLINOIS.



Authentication #: 1101700328

Authenticate at: <http://www.cyberdriveillinois.com>

In Testimony Whereof, I hereto set my hand and cause to be affixed the Great Seal of the State of Illinois, this 17TH day of JANUARY A.D. 2011

Jesse White

SECRETARY OF STATE

ATTACHMENT 1



To all to whom these Presents Shall Come, Greeting:

I, Jesse White, Secretary of State of the State of Illinois, do hereby certify that

RESURRECTION HEALTH CARE CORPORATION, A DOMESTIC CORPORATION, INCORPORATED UNDER THE LAWS OF THIS STATE ON APRIL 27, 1949, APPEARS TO HAVE COMPLIED WITH ALL THE PROVISIONS OF THE GENERAL NOT FOR PROFIT CORPORATION ACT OF THIS STATE, AND AS OF THIS DATE, IS IN GOOD STANDING AS A DOMESTIC CORPORATION IN THE STATE OF ILLINOIS.



Authentication #: 1101700286

Authenticate at: <http://www.cyberdriveillinois.com>

In Testimony Whereof, I hereto set my hand and cause to be affixed the Great Seal of the State of Illinois, this 17TH day of JANUARY A.D. 2011

Jesse White

SECRETARY OF STATE

ATTACHMENT I



To all to whom these Presents Shall Come, Greeting:

I, Jesse White, Secretary of State of the State of Illinois, do hereby certify that

PROVENA HEALTH, A DOMESTIC CORPORATION, INCORPORATED UNDER THE LAWS OF THIS STATE ON APRIL 10, 1985, APPEARS TO HAVE COMPLIED WITH ALL THE PROVISIONS OF THE GENERAL NOT FOR PROFIT CORPORATION ACT OF THIS STATE, AND AS OF THIS DATE, IS IN GOOD STANDING AS A DOMESTIC CORPORATION IN THE STATE OF ILLINOIS.



Authentication #: 1104200726

Authenticate at: <http://www.cyberdriveillinois.com>

In Testimony Whereof, I hereto set my hand and cause to be affixed the Great Seal of the State of Illinois, this 11TH day of FEBRUARY A.D. 2011 .

Jesse White

SECRETARY OF STATE
ATTACHMENT 1



To all to whom these Presents Shall Come, Greeting:

I, Jesse White, Secretary of State of the State of Illinois, do hereby certify that

CANA LAKES HEALTH CARE, A DOMESTIC CORPORATION, INCORPORATED UNDER THE LAWS OF THIS STATE ON JANUARY 05, 1939, APPEARS TO HAVE COMPLIED WITH ALL THE PROVISIONS OF THE GENERAL NOT FOR PROFIT CORPORATION ACT OF THIS STATE, AND AS OF THIS DATE, IS IN GOOD STANDING AS A DOMESTIC CORPORATION IN THE STATE OF ILLINOIS.



In Testimony Whereof, I hereto set my hand and cause to be affixed the Great Seal of the State of Illinois, this 4TH day of MARCH A.D. 2011 .

Jesse White

Authentication #: 1106302140

Authenticate at: <http://www.cyberdriveillinois.com>

SECRETARY OF STATE
ATTACHMENT 1

STATEMENT BY GRANTOR AND GRANTEE

The grantor or his agent affirms that, to the best of his knowledge, the name of the grantee shown on the deed or assignment of beneficial interest in a land trust is either a natural person, an Illinois corporation or foreign corporation authorized to do business or acquire and hold title to real estate in Illinois, a partnership authorized to do business or acquire and hold title to real estate in Illinois, or other entity recognized as a person and authorized to do business or acquire title to real estate under the laws of the State of Illinois.

Dated November 17, 1997

Signature: Sister James Marie Klein

SUBSCRIBED AND SWORN TO BEFORE
ME BY THE SAID _____
THIS 17th DAY OF November,
19 97.

My commission expires: 9/5/99

Notary Public Sister Vincetta Traffas
Sister Vincetta Traffas

08063871

The grantee or his agent affirms and verifies that the name of the grantee shown on the deed or assignment of beneficial interest in a land trust is either a natural person, an Illinois corporation or foreign corporation authorized to do business or acquire and hold title to real estate in Illinois, a partnership authorized to do business or acquire and hold title to real estate in Illinois, or other entity recognized as a person and authorized to do business or acquire and hold title to real estate under the laws of the State of Illinois.

St. Francis Hospital of Evanston

Dated November 17, 1997

Signature: Kevin D. Leahy
President

SUBSCRIBED AND SWORN TO BEFORE
ME BY THE SAID _____
THIS 17th DAY OF November,
19 97.

My commission expires: 9/5/99

Notary Public Sister Vincetta Traffas
Sister Vincetta Traffas

Note: Any person who knowingly submits a false statement concerning the identity of a grantee shall be guilty of a Class C misdemeanor for the first offense and of a Class A misdemeanor for subsequent offenses.

[Attach to deed or ABI to be recorded in Cook County, Illinois, if exempt under provisions of Section 4 of the Illinois Real Estate Transfer Tax Act.]

CH12-20815.1

0010616342

6172/0268 45 001 Page 1 of 6

2001-07-12 13:24:13

Cook County Recorder 31.00

SPECIAL WARRANTY DEED

(Illinois)



THIS INDENTURE, made effective 12:01 a.m. July 1, 2001, between Catholic Health Partners Services,

(The Above Space for Recorder's Use Only)

a not-for-profit corporation created and existing under and by virtue of the laws of the State of Illinois and duly authorized to transact business in the State of Illinois, party of the first part, and Saint Joseph Hospital, an Illinois not-for-profit corporation, 7435 West Talcott Avenue, Chicago, Illinois, party of the second part, WITNESSETH, that the party of the first part, for and in consideration of the sum of Ten and no/100 (\$10.00) Dollars and other good and valuable consideration in hand paid by the party of the second part, the receipt whereof is hereby acknowledged, and pursuant to authority of the Board of Directors of said corporation, by these presents does REMISE, RELEASE, ALIEN AND CONVEY unto the party of the second part, and to its successors and assigns, FOREVER, all the following described real estate, situated in the County of Cook and State of Illinois known and described as follows, to wit:

SEE EXHIBIT A ATTACHED HERETO AND BY THIS REFERENCE MADE A PART HEREOF

Permanent Real Estate Index Number(s): See attached Exhibit A

Address(es) of Real Estate: See attached Exhibit A

Together with all and singular the hereditaments and appurtenances thereunto belonging, or in anyways appertaining, and the reversion and reversions, remainder and remainders, rents, issues and profits thereof, and all the estate, right, title, interest, claim or demand whatsoever, of the party of the first part, either in law or equity, of, in and to the above described premises, with the hereditaments and appurtenances: TO HAVE AND TO HOLD the said premises as above described, with the appurtenances, unto the party of the second part, its successors and assigns forever.

And the party of the first part, for itself, and its successors, does covenant, promise and agree, to and with the party of the second part, its successors and assigns, that it has not done or suffered to be done, anything whereby the said premises hereby granted are, or may be, in any manner incumbered or charged, except as herein recited; and that the said premises, against all persons lawfully claiming, or to claim the same, by, through or under it, it WILL WARRANT AND DEFEND; subject to

SEE EXHIBIT B ATTACHED HERETO AND BY THIS REFERENCE MADE A PART HEREOF

7897469028

6

IN WITNESS WHEREOF, said party of the first part has caused its corporate seal to be hereto affixed, and has caused its name to be signed to these presents by its _____ President, and attested by its _____ Secretary, the day and year first above written.

Catholic Health Partners Services-

By: Arnold Kimmel _____
President

Attest: _____
Secretary

except most provisions of Paragraph B, Section 8,
Real Estate Transfer Tax Act,
Date: 6/27/01 By: Arnold Kimmel

except most provisions of Paragraph B, Section 200.1-2B6
of the Regulations to the Code,
Date: 6/27/01 By: Arnold Kimmel

10816342


STATE OF ILLINOIS)
COUNTY OF Cook) SS.

I, the undersigned a Notary Public in and for said County, in the State aforesaid, DO HEREBY CERTIFY that Arnold Kemmel personally known to me to be the President of Catholic Health Partners Services, an Illinois not-for-profit corporation, and _____ personally known to me to be the Secretary of said corporation, and personally known to me to be the same persons whose names are subscribed to the foregoing instrument, appeared before me this day in person and severally acknowledged that as such _____ President and _____ Secretary, they signed and delivered the said instrument and caused the corporate seal of said corporation to be affixed thereto, pursuant to authority, given by the Board of Directors of said corporation as their free and voluntary act, and as the free and voluntary act and deed of said corporation, for the uses and purposes therein set forth.

GIVEN under my hand and official seal this 27th day of June, 2001.

Janice B. Byrd
Notary Public

Commission Expires: 12-06-2004



This Instrument Was Prepared By:

Elizabeth A. Williams
Gardner, Carton & Douglas
321 North Clark Street
Suite 3400
Chicago, Illinois 60610

MAIL
TO: Thomas Hefty
McDevitt, Will + Emery
227 W Monroe Suite 300
Ugo Ill 60606

SEND SUBSEQUENT TAX BILLS TO:

Saint Joseph Hospital
7435 West Talcott
Chicago, IL 60631

OR RECORDER'S OFFICE BOX NO. 307

10616342

SITE 4
2900 N. LAKESHORE

LEGAL DESCRIPTION

THAT PART OF LOTS 5 AND 6 EXCEPTING THEREFROM THE SOUTH 60.00 FEET OF SAID LOT 6 (TAKEN AS A TRACT) WHICH LIES BETWEEN THE EAST LINE OF COMMONWEALTH AVENUE ON THE WEST AND THE WEST BOUNDARY LINE OF LAKE SHORE DRIVE, SOUTH OF THE CENTER LINE OF SURF STREET (EXCEPTING THEREFROM THAT PART FALLING IN SURF STREET) IN ASSESSOR'S SUBDIVISION OF LOTS 1 AND 2 OF CITY OF CHICAGO SUBDIVISION IN THE EAST FRACTIONAL ONE HALF OF SECTION 28, TOWNSHIP 40 NORTH, RANGE 14 EAST OF THE THIRD PRINCIPAL MERIDIAN, IN COOK COUNTY, ILLINOIS.

CONTAINING 87,790 SQUARE FEET (2.0154 ACRES) OF LAND, MORE OR LESS.

2900 N. Lake Shore Dr. Chgo Ill

PERMANENT INDEX NUMBERS:

14-28-207-001-0000

10616342

SITE 4-1

PERMITTED EXCEPTIONS

1. GENERAL REAL ESTATE TAXES NOT YET DUE AND PAYABLE.
2. COVENANTS AND AGREEMENT, CONDITIONS AND RESTRICTIONS (BUT OMITTING ANY SUCH COVENANT OR RESTRICTION BASED ON RACE, COLOR, RELIGION, SEX, HANDICAP, FAMILIAL STATUS OR NATIONAL ORIGIN UNLESS AND ONLY TO THE EXTENT THAT SAID COVENANT (A) IS EXEMPT UNDER CHAPTER 42, SECTION 3607 OF THE UNITED STATES CODE OR (B) RELATES TO HANDICAP BUT DOES NOT DISCRIMINATE AGAINST HANDICAPPED PERSONS), CONTAINED IN FOUR AGREEMENTS MADE BY THE COMMISSIONERS OF LINCOLN PARK WITH VARIOUS OWNERS OF THE LAND AND OTHER PROPERTY, DATED JANUARY 26, 1927 & COUNTERPARTS THEREOF RECORDED AS DOCUMENTS 9546753, 9546754 AND 9553861 RELATING TO THE LOCATION, HEIGHT, FRONTAGE, NATURE, CONSTRUCTION AND MAINTENANCE OF BUILDINGS ERECTED OR TO BE ERECTED ON THE LAND OR ANY PARTY THEREOF AND PROHIBITING THE USE OF SUCH BUILDINGS FOR CERTAIN PURPOSES THEREIN NAMED AND ALSO PROHIBITING THE CONSTRUCTION OF CERTAIN CLASSES OF BUILDINGS AND IMPROVEMENTS THEREON.

NOTE: SAID INSTRUMENT CONTAINS NO PROVISIONS FOR A FORFEITURE OF OR REVERSION OF TITLE IN CASE OF BREACH OF CONDITION.

3. ENCROACHMENT OF THE BUILDING LOCATED MAINLY ON THE LAND ONTO THE PROPERTY EAST AND ADJOINING BY AN UNDISCLOSED AMOUNT, AS SHOWN ON PLAT OF SURVEY PREPARED BY CHICAGO GUARANTEE SURVEY COMPANY, DATED MAY 7, 2001, NUMBER 0101022-E.
4. LEASE BETWEEN DAVID GELHOFF, M.D., AS LESSEE, AND CATHOLIC HEALTH PARTNERS SERVICES, AS LESSOR, DATED 9/01/99.
5. LEASE BETWEEN HILLARD SLAVICK, M.D., AS LESSEE, AND CATHOLIC HEALTH PARTNERS SERVICES, AS LESSOR, DATED 12/29/98.
6. LEASE BETWEEN LAKESHORE INFECTIOUS DISEASE ASSOCIATES, LTD., AS LESSEE, AND SAINT JOSEPH HOSPITAL AND HEALTH CARE CENTER, AS LESSOR, DATED 1/01/93.
7. LEASE BETWEEN RHODA POMERANTZ, M.D., AS LESSEE, AND SAINT JOSEPH HOSPITAL AND HEALTH CARE CENTER, AS LESSOR, DATED 9/01/99.

10616342

8. LEASE BETWEEN PHYSICIAN RELIANCE NETWORK, INC., AS LESSEE, AND CATHOLIC HEALTH PARTNERS SERVICES D/B/A SAINT JOSEPH HOSPITAL, AS LESSOR, DATED 12/10/96.
9. LEASE BETWEEN USONCOLOGY, INC., AS LESSEE, AND CATHOLIC HEALTH PARTNERS SERVICES D/B/A SAINT JOSEPH HOSPITAL, AS LESSOR, DATED 11/01/00.
10. LEASE BETWEEN MARK VEXELMAN, M.D., AS LESSEE, AND CATHOLIC HEALTH PARTNERS SERVICES, AS LESSOR, DATED 5/17/01.
11. LEASE BETWEEN THE GIFT SHOP MANAGEMENT GROUP, INC., D/B/A LORI'S HALLMARK SHOPS, AS LESSEE, AND SAINT JOSEPH HOSPITAL AND HEALTH CARE CENTER, AS LESSOR, DATED 4/04/90.

10616342



To all to whom these Presents Shall Come, Greeting:

I, Jesse White, Secretary of State of the State of Illinois, do hereby certify that

SAINT JOSEPH HOSPITAL, A DOMESTIC CORPORATION, INCORPORATED UNDER THE LAWS OF THIS STATE ON OCTOBER 14, 1982, APPEARS TO HAVE COMPLIED WITH ALL THE PROVISIONS OF THE GENERAL NOT FOR PROFIT CORPORATION ACT OF THIS STATE, AND AS OF THIS DATE, IS IN GOOD STANDING AS A DOMESTIC CORPORATION IN THE STATE OF ILLINOIS.



Authentication #: 1101700328

Authenticate at: <http://www.cyberdriveillinois.com>

In Testimony Whereof, I hereto set my hand and cause to be affixed the Great Seal of the State of Illinois, this 17TH day of JANUARY A.D. 2011

Jesse White

SECRETARY OF STATE

CURRENT ORGANIZATIONAL CHARTS

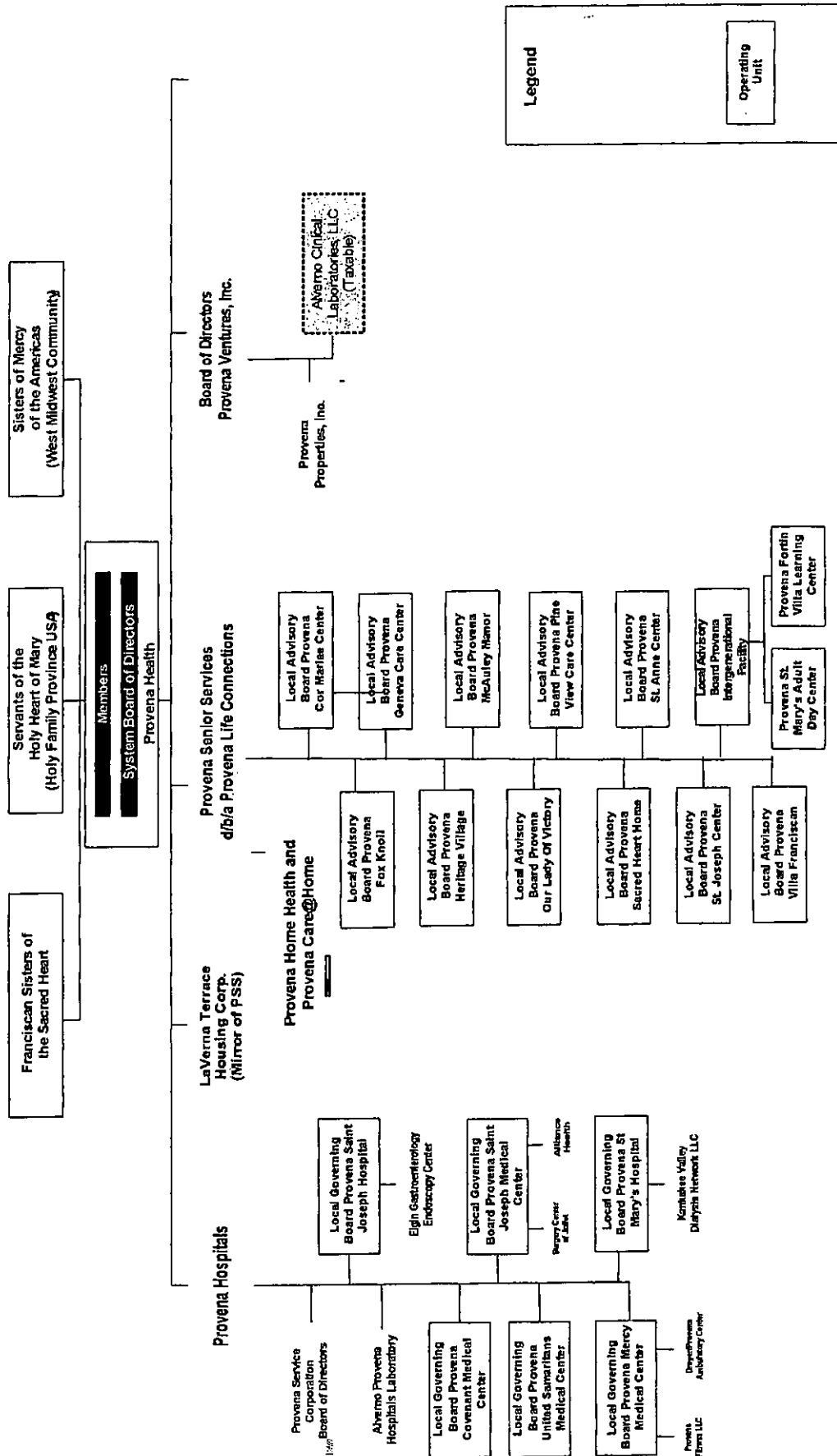
Resurrection Health Care Corporation
Legal Organizational Structure
As of October 21, 2010
Footnotes

- ^A Formerly named Saint Francis Hospital of Evanston (name change effective November 22, 2004)
- ^B Became part of the Resurrection system effective March 1, 2001, as part of the agreement of co-sponsorship between the Sisters of the Resurrection, Immaculate Conception Province and the Sisters of the Holy Family of Nazareth, Sacred Heart Province
- ^C Created from merger of Saint Elizabeth Hospital into Saint Mary of Nazareth Hospital Center, and name change of latter (surviving) corporation, both effective 12/1/03. Saint Mary of Nazareth Hospital Center (now part of Saints Mary and Elizabeth Medical Center) became part of Resurrection system under the co-sponsorship agreement referenced in Footnote B above
- ^D Saint Joseph Hospital, f/k/a Cana Services Corporation, f/k/a Westlake Health System
- ^E Formerly known as West Suburban Health Services, this 501(c)(3) corporation had been the parent corporation of West Suburban Medical Center prior to the hospital corporation becoming part of the Resurrection Health Care system. Effective January 1, 2010, Resurrection Ambulatory Services assumed the assets and liabilities of Resurrection Services' ambulatory care services division.
- ^F A Cayman Islands corporation registered to do business as an insurance company
- ^G Corporation formerly known as Westlake Nursing and Rehabilitation Center (also f/k/a Leyden Community Extended Care Center, Inc.)
- ^H Resurrection Home Health Services, f/k/a Health Connections, Inc., is the combined operations of Extended Health Services, Inc., Community Nursing Service West, Resurrection Home Care, and St. Francis Home Health Care (the assets of all of which were transferred to Health Connections, Inc. as of July 1, 1999).
- ^I Holy Family Health Preferred is a former d/b/a of Saints Mary and Elizabeth Health Preferred, and Saint Joseph Health Preferred. Operates under the d/b/a names of Resurrection Health Preferred, Saint Francis Health Preferred, and Holy Family Health Preferred
- ^J D/B/A name for Proviso Family Services, a/k/a ProCare Centers, a/k/a Employee Resource Centers
- ^K Former parent of Holy Family Medical Center; non-operating 501(c)(3) "shell" available for future use
- ^L An Illinois general partnership between Saint Joseph Hospital and Advocate Northside Health System, an Illinois not for profit corporation
- ^M Resurrection Health Care is the Corporate Member of RMNY, with extensive reserve powers, including appointment/removal of all Directors and approval of amendments to the Corporation's Articles and Bylaws. The Sponsoring Member of the Corporation is the Sisters of the Resurrection New York, Inc.
- ^N Resurrection Services owns over 50% of the membership interests of Belmont/Harlem, LLC, an Illinois limited liability company, which owns and operates an ambulatory surgery center
- ^O Resurrection Services owns a majority interest in the following Illinois limited liability companies which own and operate sleep disorder diagnostic centers: RES-Health Sleep Care Center of River Forest, LLC; RES-Health Sleep Care Center of Lincoln Park, LLC; RES-Health Sleep Care Center of Evanston, LLC; RES-Health Sleep Care Center of Chicago Northwest, LLC
- ^P Joint Venture for clinical lab services for 2 other Catholic health care systems, Provena and Sisters of Saint Francis Health Services, Inc., consisting of an Indiana limited liability company of which Resurrection Services is a 1/3 member, and a tax-exempt cooperative hospital service corporation, of which all Resurrection tax-exempt system hospitals collectively have a 1/3 interest
- ^Q Formerly named Westlake Community Hospital; all the assets of this corporation were sold to VHS Westlake Hospital Inc., effective August 1, 2010
- ^R Formerly named West Suburban Medical Center; all the assets of this corporation were sold to VHS West Suburban Medical Center, Inc., effective August 1, 2010

Provena Health Organizational Governance Structure



January 2011



PROPOSED ORGANIZATIONAL CHART

IDENTIFICATION OF PROJECT COSTS

Fair Market Value of Hospital

The insured value of the hospital was used to identify the Fair Market Value, consistent with a discussion of methodology with IHFSRB staff.

Consulting and Other Fees

The transaction-related costs anticipated to be incurred by Provena Health and Resurrection Health Care Corporation (approximately \$8,500,000) was equally apportioned among the thirteen hospitals, one ASTC and one ESRD facility for which CON applications need to be filed. The transaction-related costs include, but are not limited to: the due diligence process, the preparation of transaction-related documents, the CON application development process, CON review fees, and outside legal counsel, accounting and consulting fees.

7435 West Talcott Avenue
Chicago, Illinois 60631
773.792.5555



Sandra Bruce, FACHE
President & Chief Executive Officer

March 24, 2011

Illinois Health Facilities
and Services Review Board
525 West Jefferson
Springfield, IL 62761

To Whom It May Concern:

In accordance with Review Criterion 1110.230.b, Background of the Applicant, we are submitting this letter assuring the Illinois Health Facilities and Services Review Board (IHFSRB) that:

1. Over the past three years, there have been a total of five adverse actions involving a Resurrection hospital (each addressing Medicare Conditions of Participation). Two such actions relate to Our Lady of the Resurrection Medical Center (OLR), and three such actions relate to Saint Joseph Hospital (SJH). All five actions were initiated in 2009. Three of the five actions were fully resolved in 2009 to the satisfaction of CMS and IDPH, through plans of correction: (a) SJH was cited twice (in an initial and follow up survey) with certain deficiencies in conducting and documenting rounds on its psychiatry unit; and (b) OLR was cited with deficiencies in medical staff training and competencies in certain intubation procedures. The remaining two actions, each of which involves life safety code issues related to the age of the physical plant of OLR and SJH, are scheduled for plan of correction completion by March 31, 2011 and December 31, 2011 respectively.
2. Resurrection Health Care Corporation authorizes the State Board and State Agency access to information to verify documentation or information submitted in response to the requirements of Review Criterion 1110.230.b or to obtain any documentation or information which the State Board or State Agency finds pertinent to this application.

If we can in any way provide assistance to your staff regarding these assurances or any other issue relative to this application, please do not hesitate to call me.

Sincerely,

A handwritten signature in cursive script that reads "Sandra Bruce".

Sandra Bruce, FACHE
President & CEO

SB/fdjo



March 23, 2011

Illinois Health Facilities
and Services Review Board
525 West Jefferson
Springfield, IL 62761

To Whom It May Concern:

In accordance with Review Criterion 1110.230.b, Background of the Applicant, we are submitting this letter assuring the Illinois Health Facilities and Services Review Board (IHFSRB) that:


3. Neither Provena Health ("Provena") nor any wholly-affiliated corporation that owns or operates a facility subject to the IHFSRB's jurisdiction has had any adverse actions (as defined in Section 1130.140) taken against any hospital or ESRD facility during the three (3) year period prior to the filing of this application, and
4. Provena Health authorizes the State Board and State Agency access to information to verify documentation or information submitted in response to the requirements of Review Criterion 1110.230.b or to obtain any documentation or information which the State Board or State Agency finds pertinent to this application.

If we can in any way provide assistance to your staff regarding these assurances or any other issue relative to this application, please do not hesitate to call me.

Sincerely,

A handwritten signature in cursive script that reads "Meghan Kieffer".

Meghan Kieffer
System Senior Vice President/General Counsel



A handwritten signature in cursive script that reads "Yvette B. Porter".

FACILITIES LICENSED IN ILLINOIS

	Name	Location	IDPH Licensure #
Hospitals Owned by Resurrection Health Care Corporation:			
	Saint Mary of Nazareth Hospital	Chicago	2584
	Saint Elizabeth Hospital	Chicago	5314
	Resurrection Medical Center	Chicago	1974
	Saint Joseph Hospital	Chicago	5181
	Holy Family Medical Center	Des Plaines	1008
	St. Francis Hospital of Evanston	Evanston	2402
	Our Lady of Resurrection Medical Center	Chicago	1719
Hospitals Owned by Provena Health:			
	Covenant Medical Center	Urbana	4861
	United Samaritan Medical Center	Danville	4853
	Saint Joseph Medical Center	Joliet	4838
	Saint Joseph Hospital	Elgin	4887
	Provena Mercy Center	Aurora	4903
	Saint Mary's Hospital	Kankakee	4879
Ambulatory Surgical Treatment Centers Owned by Resurrection Health Care Corporation:			
	Belmont/Harlem Surgery Center, LLC*	Chicago	7003131
End Stage Renal Disease Facilities Owned by Provena Health:			
	Manteno Dialysis Center	Manteno	n/a
Long-Term Care Facilities Owned by Provena Health:			
	Provena Villa Franciscan	Joliet	2009220
	Provena St. Anne Center	Rockford	2004899
	Provena Pine View Care Center	St. Charles	2009222
	Provena Our Lady of Victory	Bourbonnais	2013080
	Provena Geneva Care Center	Geneva	1998975
	Provena McCauley Manor	Aurora	1992916
	Provena Cor Mariae Center	Rockford	1927199
	Provena St. Joseph Center	Freeport	0041871
	Provena Heritage Village	Kankakee	0042457
Long-Term Care Facilities Owned by Resurrection Health Care Corporation:			
	Holy Family Nursing and Rehabilitation Center	Des Plaines	0048652
	Maryhaven Nursing and Rehabilitation Center	Glenview	0044768
	Resurrection Life Center	Chicago	0044354
	Resurrection Nursing and Rehabilitation Ctr.	Park Ridge	0044362
	Saint Andrew Life Center	Niles	0044776
	Saint Benedict Nursing and Rehabilitation Ctr.	Niles	0044784
	Villa Scalabrini Nursing and Rehabilitation Ctr.	Northlake	0044792
	* Resurrection Health Care Corporation has a 51% ownership interest		
	** Provena Health has a 50% ownership interest		



State of Illinois 2009511 Department of Public Health

LICENSE PERMIT CERTIFICATION REGISTRATION

The person, firm or corporation whose name appears on this certificate has complied with the provisions of the Illinois Statutes and/or rules and regulations and is hereby authorized to engage in the activity as indicated below.

DANON T. ARNOLD, M.D.
DIRECTOR

Issued under the authority of
The State of Illinois
Department of Public Health

EXPIRATION DATE	CATEGORY	IDENTIFICATION NUMBER
12/31/11	868B	0002584
FULL LICENSE		
GENERAL HOSPITAL		
EFFECTIVE: 01/01/11		


BUSINESS ADDRESS

SAINTS MARY AND ELIZABETH MEDICAL CENTER
D/O/A SAINI MARY OF NAZARETH HOSPITAL
2233 WEST DIVISION STREET
CHICAGO IL 60622

The face of this license has a colored background printed by Authority of the State of Illinois 7-497

DISPLAY THIS PART IN A
CONSPICUOUS PLACE

REMOVE THIS CARD TO CARRY AS AN
IDENTIFICATION



11/06/10

SAINTS MARY AND ELIZABETH MEDICAL CENTER
D/O/A SAINI MARY OF NAZARETH HOSPITAL
2233 WEST DIVISION STREET
CHICAGO IL 60622

FEE RECEIPT NO.



State of Illinois 2009544

Department of Public Health

LICENSE, PERMIT, CERTIFICATION, REGISTRATION

The person, firm or corporation whose name appears on this certificate has complied with the provisions of the Illinois Statutes and/or rules and regulations and is hereby authorized to engage in the activity as indicated below.

DAMON T. ARNOLD, M.D.
DIRECTOR

Issued under the authority of
The State of Illinois
Department of Public Health

EXPIRATION DATE	CATEGORY	LP NUMBER
12/31/11	9580	0005314

FULL LICENSE
GENERAL HOSPITAL

EFFECTIVE- 10/01/11


BUSINESS ADDRESS

SAINTS MARY AND ELIZABETH MEDICAL CENTER
D/B/A SAINT ELIZABETH HOSPITAL
1431 NORTH CLAREMONT AVENUE
CHICAGO, IL 60622

The face of this license has a colored background printed by Authority of the State of Illinois - 4/97

DISPLAY THIS PART IN A
CONSPICUOUS PLACE

REMOVE THIS CARD TO CARRY AS AN
IDENTIFICATION



11/06/10

SAINTS MARY AND ELIZABETH MED
D/B/A SAINT ELIZABETH HOSPITAL
1431 NORTH CLAREMONT AVENUE
CHICAGO IL 60622

FEE RECEIPT NO.



March 22, 2011

Margaret McDermott
Saints Mary and Elizabeth Medical Center
1431 N. Claremont
Chicago, IL 60622

Dear Ms. McDermott:

This letter is to certify that Saints Mary and Elizabeth Medical Center in Chicago, IL is currently accredited by the Healthcare Facilities Accreditation Program (HFAP) of the American Osteopathic Association (AOA).

The hospital was surveyed for re-accreditation by HFAP on November 15-17, 2010. They are currently in process and have not yet received their Accreditation Letter or Certificate.

You may use a copy of this letter with external organizations to demonstrate your accreditation status. Questions about the HFAP may be directed to my attention via phone at 312-202-8060.

Sincerely,

A handwritten signature in cursive script that reads "Troy Repuszka".

Troy Ann Repuszka, RN, BScN,
Deputy Director, HFAP



State of Illinois 2009495
Department of Public Health

LICENSE, PERMIT, CERTIFICATION, REGISTRATION

The person, firm or corporation whose name appears on this certificate has complied with the provisions of the Illinois Statutes and/or rules and regulations and is hereby authorized to engage in the activity as indicated below.

DAMON T. ARNOLD, M.D.
DIRECTOR

Issued under the authority of
 The State of Illinois
 Department of Public Health

<small>EXPIRATION DATE</small> 12/31/11	<small>CATEGORY</small> 068D	<small>TO REGISTER</small> 0001974
FULL LICENSE GENERAL HOSPITAL EFFECTIVE: 01/01/11		

BUSINESS ADDRESS

RESURRECTION MEDICAL CENTER
7435 WEST TALCOTT AVENUE

CHICAGO

IL 50631

The face of this license has a colored background. Printed by authority of the State of Illinois • 437 •

DISPLAY THIS PART IN A
 CONSPICUOUS PLACE

REMOVE THIS CARD TO CARRY AS AN
 IDENTIFICATION

State of Illinois 2009495
Department of Public Health

LICENSE, PERMIT, CERTIFICATION, REGISTRATION

<small>EXPIRATION DATE</small> 12/31/11	<small>CATEGORY</small> 868D	<small>TO REGISTER</small> 0001974
FULL LICENSE GENERAL HOSPITAL EFFECTIVE: 01/01/11		

BUSINESS ADDRESS

RESURRECTION MEDICAL CENTER
7435 WEST TALCOTT AVENUE
CHICAGO IL 50631

SEE RECEIPT NO.



March 22, 2011

Sandra Bruce, CEO
Resurrection Medical Center
7435 W. Talcott
Chicago, IL 60637

Dear Ms. Bruce:

This letter is to certify that Resurrection Medical Center in Chicago, IL is currently accredited by the Healthcare Facilities Accreditation Program (HFAP) of the American Osteopathic Association (AOA).

The hospital was surveyed for re-accreditation by HFAP on November 29-December 1, 2010. They are currently in process and have not yet received their Accreditation Letter or Certificate.

You may use a copy of this letter with external organizations to demonstrate your accreditation status. Questions about the HFAP may be directed to my attention via phone at 312-202-8060.

Sincerely,

A handwritten signature in cursive script that reads "Troy Repuszka".

Troy Ann Repuszka, RN, BScN,
Deputy Director, HFAP

← DISPLAY THIS PART IN A CONSPICUOUS PLACE

REMOVE THIS CARD TO CARRY AS AN IDENTIFICATION



State of Illinois 2040005

Department of Public Health

LICENSE, PERMIT, CERTIFICATION, REGISTRATION

SAINT JOSEPH HOSPITAL

EXPIRATION DATE	CATEGORY	ID. NUMBER
07/02/12	BEHC	0005181

FULL LICENSE

GENERAL HOSPITAL

EFFECTIVE: 07/03/11

06/04/11

SAINT JOSEPH HOSPITAL
2900 NORTH LAKE SHORE DRIVE

CHICAGO IL 60657

FEE RECEIPT NO.

State of Illinois 2040005

Department of Public Health

LICENSE, PERMIT, CERTIFICATION, REGISTRATION

The person, firm or corporation whose name appears on this certificate has complied with the provisions of the Illinois Statutes and/or rules and regulations and is hereby authorized to engage in the activity as indicated below.

GAMON J. ARNOLD, M.D.
DIRECTOR

Issued under the authority of
The State of Illinois
Department of Public Health

EXPIRATION DATE	CATEGORY	ID. NUMBER
07/02/12	BEHC	0005181

FULL LICENSE

GENERAL HOSPITAL

EFFECTIVE: 07/03/11

BUSINESS ADDRESS

SAINT JOSEPH HOSPITAL
2900 NORTH LAKE SHORE DRIVE

CHICAGO IL 60657

The face of this license has a colored background. Printed by Authority of the State of Illinois • 4/97 •



February 11, 2011

Carol Schultz
Accreditation Coordinator
St. Joseph Hospital
2900 N. Lakeshore Drive
Chicago, IL 60657

Dear Ms. Schultz:

This letter is to certify that St. Joseph Hospital in Chicago, IL is currently accredited by the Healthcare Facilities Accreditation Program (HFAP) of the American Osteopathic Association (AOA).

The hospital was surveyed for re-accreditation by HFAP on October 11-13, 2010. They are currently in process and have not yet received their Accreditation Letter or Certificate.

You may use a copy of this letter with external organizations to demonstrate your accreditation status. Questions about the HFAP may be directed to my attention via phone at 312-202-8060.

Sincerely,

A handwritten signature in cursive script that reads "Troy Repuszka".

Troy Ann Repuszka, RN, BScN,
Deputy Director, HFAP

← DISPLAY THIS PART IN A CONSPICUOUS PLACE

REMOVE THIS CARD TO CARRY AS AN IDENTIFICATION



State of Illinois 2035973

Department of Public Health

LICENSE, PERMIT, CERTIFICATION, REGISTRATION

EXPIRATION DATE	CATEGORY	ID. NUMBER
06/30/12	B65E	0001008

FULL LICENSE

GENERAL HOSPITAL

EFFECTIVE: 07/01/11

05/07/11

HOLY FAMILY MEDICAL CENTER
100 NORTH RIVER ROAD

DES PLAINES IL 60016 1278

FEE RECEIPT NO.

State of Illinois 2035973
Department of Public Health

LICENSE, PERMIT, CERTIFICATION, REGISTRATION

The person, firm or corporation whose name appears on this certificate has complied with the provisions of the Illinois Statutes and/or rules and regulations and is hereby authorized to engage in the activity as indicated below.

DAMON T. ARNOLD, M.D.
DIRECTOR

Issued under the authority of
The State of Illinois
Department of Public Health

EXPIRATION DATE	CATEGORY	ID. NUMBER
06/30/12	B65E	0001008

FULL LICENSE
GENERAL HOSPITAL
EFFECTIVE: 07/01/11

BUSINESS ADDRESS

HOLY FAMILY MEDICAL CENTER
100 NORTH RIVER ROAD

DES PLAINES IL 60016 1278

The face of this license has a colored background. Printed by Authority of the State of Illinois • 4/97 •



AMERICAN OSTEOPATHIC ASSOCIATION

**BUREAU OF HEALTHCARE FACILITIES ACCREDITATION
HEALTHCARE FACILITIES ACCREDITATION PROGRAM**

142 E. Ontario Street, Chicago, IL 60611-2864 ☎ 312 202 8258 | 800- 621 -1773 X 8258

January 7, 2011

John Baird
Chief Executive Officer
Holy Family Medical Center
100 North River Road
Des Plaines, IL 60016

Dear Mr Baird :

The American Osteopathic Association's Bureau of Healthcare Facilities Accreditation Executive Committee, at its meeting on January 4, 2011 reviewed the recertification survey report and found all Medicare conditions have been met. Your facility has been granted **Full Accreditation**, with resurvey within 3 years and AOA/HFAP **recommends continued deemed status**.

Holy Family Medical Center (All Sites as Listed)
100 North River Road
Des Plaines, IL 60016

Program: Acute Care Hospital
CCN # 140105
HFAP ID: 158128
Survey Dates: 08/23/2010 – 08/25/2010
Effective Date of Accreditation: 09/12/2010 - 09/12/2013

Condition Level Deficiencies: None
(Use crosswalk and CFR citations, if applicable):

No further action is required.

Sincerely,

George A. Reuther
Secretary

GAR/pmh

C: Laura Weber, Health Insurance Specialist, CMS
Region V, CMS

ATTACHMENT 11



State of Illinois 2009508
Department of Public Health

LICENSE, PERMIT, CERTIFICATION, REGISTRATION

The person, firm or corporation whose name appears on this certificate has complied with the provisions of the Illinois Statutes and/or rules and regulations and is hereby authorized to engage in the activity as indicated below.

DAMON T. ARMOUR, M.D.
DIRECTOR

Issued under the authority of
 The State of Illinois
 Department of Public Health

EXPIRATION DATE 12/31/11	CATEGORY 6680	I.D. NUMBER 0002402
FULL LICENSE		
GENERAL HOSPITAL		
EFFECTIVE: 01/01/11		

BUSINESS ADDRESS

ST. FRANCIS HOSPITAL OF EVANSTON
355 RIDGE AVENUE
EVANSTON

IL 60202

The face of this license has a colored background. Printed by Authority of the State of Illinois • 4/97 •

DISPLAY THIS PART IN A
 CONSPICUOUS PLACE

REMOVE THIS CARD TO CARRY AS AN
 IDENTIFICATION

State of Illinois 2009508
Department of Public Health

LICENSE, PERMIT, CERTIFICATION, REGISTRATION

ST. FRANCIS HOSPITAL OF EVANSTON

EXPIRATION DATE 12/31/11	CATEGORY 6680	I.D. NUMBER 0002402
FULL LICENSE		
GENERAL HOSPITAL		
EFFECTIVE: 01/01/11		

GENERAL HOSPITAL

EFFECTIVE: 01/01/11

11/06/10

ST. FRANCIS HOSPITAL OF EVANSTON
355 RIDGE AVENUE
EVANSTON

IL 60202

FEE RECEIPT NO.



AMERICAN OSTEOPATHIC ASSOCIATION

BUREAU OF HEALTHCARE FACILITIES ACCREDITATION
HEALTHCARE FACILITIES ACCREDITATION PROGRAM

142 E. Ontario Street, Chicago, IL 60611-2864 312 202 9258 | 800-621-1773 X 8258

January 24, 2011

Jeffrey Murphy
Chief Executive Officer
Saint Francis Hospital
355 Ridge Avenue
Evanston, IL 60202

Dear Mr Murphy :

The American Osteopathic Association's Bureau of Healthcare Facilities Accreditation Executive Committee, at its meeting on January 18, 2011 reviewed the recertification survey report and found all Medicare conditions have been met. Your facility has been granted **Full Accreditation**, with resurvey within 3 years and AOA/HFAP recommends continued deemed status.

Saint Francis Hospital (All Sites as Listed)
355 Ridge Avenue
Evanston, IL 60202

Program: Acute Care Hospital
CCN # 140080
HFAP ID: 118676
Survey Dates: 10/4/2010 – 10/6/2010
Effective Date of Accreditation: 10/26/2010 - 10/26/2013

Condition Level Deficiencies: None
(Use crosswalk and CFR citations, if applicable):

No further action is required.

Sincerely,

George A. Reuther
Secretary

GAR/pmh

C: Laura Weber, Health Insurance Specialist, CMS
Region V, CMS



State of Illinois 2035984

Department of Public Health

LICENSE, PERMIT, CERTIFICATION, REGISTRATION

The person, firm or corporation whose name appears on this certificate has complied with the provisions of the Illinois Statutes and/or rules and regulations and is hereby authorized to engage in the activity as indicated below.

DAMON T. ARNOLD, M.D. DIRECTOR

Issued under the authority of The State of Illinois Department of Public Health

EXPIRATION DATE	CATEGORY	I.D. NUMBER
06/30/12	BGBD	0001719

FULL LICENSE
 GENERAL HOSPITAL
 EFFECTIVE: 07/01/11

BUSINESS ADDRESS

OUR LADY OF THE RESURRECTION MEDICAL CTR
 5645 WEST ADDISON STREET
 CHICAGO IL 60634

The face of this license has a colored background. Printed by Authority of the State of Illinois • 4/97 •

← DISPLAY THIS PART IN A CONSPICUOUS PLACE

REMOVE THIS CARD TO CARRY AS AN IDENTIFICATION



State of Illinois 2035984

Department of Public Health

LICENSE, PERMIT, CERTIFICATION, REGISTRATION

OUR LADY OF THE RESURRECTION MEDICAL

EXPIRATION DATE	CATEGORY	I.D. NUMBER
06/30/12	BGBD	0001719

FULL LICENSE
 GENERAL HOSPITAL
 EFFECTIVE: 07/01/11

05/07/11

OUR LADY OF THE RESURRECTION MEDICAL
 5645 WEST ADDISON STREET
 CHICAGO IL 60634

FEE RECEIPT NO.



March 11, 2011

Betsy Pankau
Accreditation Coordinator
Our Lady of the Resurrection
5645 West Addison
Chicago, IL 60634

Dear Ms. Pankau:

This letter is to certify that Our Lady of the Resurrection Hospital in Chicago, IL is currently accredited by the Healthcare Facilities Accreditation Program (HFAP) of the American Osteopathic Association (AOA).

The hospital was surveyed for re-accreditation by HFAP on October 18-20, 2010. They are currently in process and have not yet received their Accreditation Letter or Certificate.

You may use a copy of this letter with external organizations to demonstrate your accreditation status. Questions about the HFAP may be directed to my attention via phone at 312-202-8060.

Sincerely,

A handwritten signature in cursive script that reads "Troy Repuszka".

Troy Ann Repuszka, RN, BScN,
Deputy Director, HFAP



State of Illinois 2009538
Department of Public Health

LICENSE, PERMIT, CERTIFICATION, REGISTRATION

The person, firm or corporation whose name appears on this certificate has complied with the provisions of the Illinois Statutes and/or rules and regulations and is hereby authorized to engage in the activity as indicated below.

DARON T. ARNOLD, M.D.
DIRECTOR

Issued under the authority of
 The State of Illinois
 Department of Public Health

EXPIRATION DATE	CATEGORY	I.C. NUMBER
12/31/11	BGBD	0004861
FULL LICENSE		
GENERAL HOSPITAL		
EFFECTIVE: 01/01/11		

BUSINESS ADDRESS

PROVENA HOSPITALS
0/8/A GOVERNANT MEDICAL CENTER
1400 WEST PARK AVENUE


URBANA IL 61801

The fees of this license has a colored background. Printed by Authority of the State of Illinois • 407 •

Provena Covenant Medical Center

Urbana, IL

has been Accredited by



The Joint Commission

Which has surveyed this organization and found it to meet the requirements for the

Hospital Accreditation Program

July 12, 2008

Accreditation is customarily valid for up to 39 months.

David L. Nahrwold

David L. Nahrwold, M.D.
Chairman of the Board

4968
Organization ID #

Mark Chassin

Mark Chassin, M.D.
President

The Joint Commission is an independent, not-for-profit, national body that oversees the safety and quality of health care and other services provided in accredited organizations. Information about accredited organizations may be provided directly to The Joint Commission at 1-800-994-6610. Information regarding accreditation and the accreditation performance of individual organizations can be obtained through The Joint Commission's web site at www.jointcommission.org.





State of Illinois 2009537
Department of Public Health

LICENSE, PERMIT, CERTIFICATION, REGISTRATION

The person, firm, or corporation whose name appears on this certificate has complied with the provisions of the Illinois Statutes, rules, and regulations, and is hereby authorized to engage in the activity as indicated below.

DAMON, T. ARNOLD, M.D.
DIRECTOR

Issued under the authority of
 The State of Illinois
 Department of Public Health

EXPIRATION DATE	CATEGORY	TT NUMBER
12/31/11	BGBD	0004853
FULL LICENSE		
GENERAL HOSPITAL		
EFFECTIVE: 01/01/11		


BUSINESS ADDRESS

PROVENA HOSPITALS
D/B/A UNITED SAMARITAN MED CTR-LOGAN
812 NORTH LOGAN AVENUE

DANVILLE IL 61832

The face of this license has a covered background. Printed by authority of the State of Illinois • 4/97 •

Provena United Samaritans
Medical Center
Danville, IL
has been Accredited by



The Joint Commission

Which has surveyed this organization and found it to meet the requirements for the
Hospital Accreditation Program

July 26, 2008

Accreditation is customarily valid for up to 39 months.

David L. Nahrwold

David L. Nahrwold, M.D.
Chairman of the Board

4928
Organization ID #

Mark Chassin

Mark Chassin, M.D.
President

The Joint Commission is an independent, not-for-profit, national body that oversees the safety and quality of health care and other services provided in accredited organizations. Information about accredited organizations may be provided directly to The Joint Commission at 1-800-994-6610. Information regarding accreditation and the accreditation performance of individual organizations can be obtained through The Joint Commission's web site at www.jointcommission.org.





State of Illinois 2009536
Department of Public Health

LICENSE, PERMIT, CERTIFICATION, REGISTRATION

The person, firm or corporation whose name appears on this certificate has complied with the provisions of the Illinois Statutes and/or rules and regulations and is hereby authorized to engage in the activity as indicated below.

DAMON T. ARNOLD, M.D. Issued under the authority of The State of Illinois Department of Public Health
DIRECTOR

<small>EXPIRATION DATE</small> 12/31/11	<small>CATEGORY</small> BGBD	<small>ID NUMBER</small> 0004838
FULL LICENSE		
GENERAL HOSPITAL		
EFFECTIVE: 01/01/11		

BUSINESS ADDRESS:

**PROVENA HOSPITALS
D/B/A SAINT JOSEPH MEDICAL CENTER
333 NORTH MADISON STREET
JOLIET IL 60435**

The face of this license has a colored background. Printed by authority of the State of Illinois • 497 •

↑
 DISPLAY THIS PART IN A
 CONSPICUOUS PLACE

REMOVE THIS CARD TO CARRY AS AN
 IDENTIFICATION

State of Illinois 2009536
Department of Public Health

PROVENA HOSPITALS
 LICENSE, PERMIT, CERTIFICATION, REGISTRATION

<small>EXPIRATION DATE</small> 12/31/11	<small>CATEGORY</small> BGBD	<small>ID NUMBER</small> 0004838
FULL LICENSE		
GENERAL HOSPITAL		
EFFECTIVE: 01/01/11		

GENERAL HOSPITAL
EFFECTIVE: 01/01/11

11/06/10

**PROVENA HOSPITALS
D/B/A SAINT JOSEPH MEDICAL CENTER
333 NORTH MADISON STREET
JOLIET IL 60435**

FEE RECEIPT NO.



April 5, 2011

Jeffrey L. Brickman, M.B.A.
President and CEO
Provena Saint Joseph Medical Center
333 North Madison Street
Joliet, IL 60435

Joint Commission ID #: 7364
Program: Hospital Accreditation
Accreditation Activity: 60-day Evidence of
Standards Compliance
Accreditation Activity Completed: 04/05/2011

Dear Mr. Brickman:

The Joint Commission would like to thank your organization for participating in the accreditation process. This process is designed to help your organization continuously provide safe, high-quality care, treatment, and services by identifying opportunities for improvement in your processes and helping you follow through on and implement these improvements. We encourage you to use the accreditation process as a continuous standards compliance and operational improvement tool.

The Joint Commission is granting your organization an accreditation decision of Accredited for all services surveyed under the applicable manual(s) noted below:

Comprehensive Accreditation Manual for Hospitals

This accreditation cycle is effective beginning January 29, 2011. The Joint Commission reserves the right to shorten or lengthen the duration of the cycle; however, the certificate and cycle are customarily valid for up to 36 months.

Please visit [Quality Check®](#) on The Joint Commission web site for updated information related to your accreditation decision.

We encourage you to share this accreditation decision with your organization's appropriate staff, leadership, and governing body. You may also want to inform the Centers for Medicare and Medicaid Services (CMS), state or regional regulatory services, and the public you serve of your organization's accreditation decision.

Please be assured that The Joint Commission will keep the report confidential, except as required by law. To ensure that The Joint Commission's information about your organization is always accurate and current, our policy requires that you inform us of any changes in the name or ownership of your organization or the health care services you provide.

Sincerely,

Ann Scott Blouin, RN, Ph.D.
Executive Vice President
Accreditation and Certification Operations



State of Illinois 2009540
 Department of Public Health

LICENSE, PERMIT, CERTIFICATION, REGISTRATION

The person, firm or corporation whose name appears on this certificate has complied with the provisions of the Illinois Statutes and/or rules and regulations, and is hereby authorized to engage in the activity as indicated below.

DAMON T. ARNOLD, M.D.
 DIRECTOR

Issued under the authority of
 The State of Illinois,
 Department of Public Health

EXPIRATION DATE 12/31/11	CATEGORY BGBD	ID NUMBER 0004887
FULL LICENSE		
GENERAL HOSPITAL		
EFFECTIVE: 01/01/11		

BUSINESS ADDRESS

PROVENA HOSPITALS
 D/B/A SAINT JOSEPH HOSPITAL
 77 NORTH AIRLITE STREET
 ELGIN IL 60123

The face of this license has a colored background. Printed by Authority of the State of Illinois • 2007

← DISPLAY THIS PART IN A
 CONSPICUOUS PLACE

REMOVE THIS CARD TO CARRY AS AN
 IDENTIFICATION

State of Illinois 2009540
 Department of Public Health

LICENSE, PERMIT, CERTIFICATION, REGISTRATION

DAMON T. ARNOLD, M.D.
 DIRECTOR

EXPIRATION DATE 12/31/11	CATEGORY BGBD	ID NUMBER 0004887
FULL LICENSE		
GENERAL HOSPITAL		
EFFECTIVE: 01/01/11		

BUSINESS ADDRESS

PROVENA HOSPITALS
 D/B/A SAINT JOSEPH HOSPITAL
 77 NORTH AIRLITE STREET
 ELGIN IL 60120

FEE RECEIPT NO.

Provena Saint Joseph Hospital

Elgin, IL

has been Accredited by



The Joint Commission

Which has surveyed this organization and found it to meet the requirements for the
Hospital Accreditation Program

May 10, 2008

Accreditation is customarily valid for up to 39 months.

David L. Nahrwold

David L. Nahrwold, M.D.
Chairman of the Board

7338
Organization ID #

Mark Chassin

Mark Chassin, M.D.
President

The Joint Commission is an independent, not-for-profit, national body that oversees the safety and quality of health care and other services provided in accredited organizations. Information about accredited organizations may be provided directly to The Joint Commission at 1-800-994-6610. Information regarding accreditation and the accreditation performance of individual organizations can be obtained through The Joint Commission's web site at www.jointcommission.org.





State of Illinois 2009541

Department of Public Health

LICENSE, PERMIT, CERTIFICATION, REGISTRATION

The person born or incorporated within Illinois associated with this certificate has completed with the Department of the State of Illinois certain tests and requirements and is hereby authorized to engage in the activity in regulated section:

DANSON T. ARMIGOLD, M.D.

Medical Director and Secretary of the State of Illinois, Department of Public Health

DIRECTOR

12/31/11

06600

00004903

FULL LICENSE

GENERAL HOSPITAL

EFFECTIVE: 01/01/11

BUSINESS ADDRESS

PROVENA MERCY CENTER

1325 NORTH HIGHLAND AVENUE

AURORA

IL 60506

The form of this license has a general background printed by authority of the State of Illinois - 4817 *

POST IN THIS PART IN A CONSPICUOUS PLACE

REMOVE THIS CARD TO CARRY AS AN IDENTIFICATION

State of Illinois

Department of Public Health

2009541

LICENSE, PERMIT, CERTIFICATION, REGISTRATION

PROVENA MERCY CENTER

12/31/11

06600

00004903

FULL LICENSE

GENERAL HOSPITAL

EFFECTIVE: 01/01/11

11/06/10

PROVENA HOSPITALS O/R/A MERCY CENTER FOR HEALTH CARE SERVICE 1325 NORTH HIGHLAND AVENUE AURORA IL 60506

FEE RECEIPT NO.



June 17, 2011

George Einhorn, RN
Interim CEO
Provena Mercy Medical Center
1325 North Highland Avenue
Aurora, IL 60506

Joint Commission ID #: 7240
Program: Behavioral Health Care Accreditation
Accreditation Activity: 60-day Evidence of
Standards Compliance
Accreditation Activity Completed: 06/16/2011

Dear Mr. Einhorn:

The Joint Commission would like to thank your organization for participating in the accreditation process. This process is designed to help your organization continuously provide safe, high-quality care, treatment, and services by identifying opportunities for improvement in your processes and helping you follow through on and implement these improvements. We encourage you to use the accreditation process as a continuous standards compliance and operational improvement tool.

The Joint Commission is granting your organization an accreditation decision of Accredited for all services surveyed under the applicable manual(s) noted below:

- Comprehensive Accreditation Manual for Behavioral Health Care

This accreditation cycle is effective beginning March 05, 2011. The Joint Commission reserves the right to shorten or lengthen the duration of the cycle; however, the certificate and cycle are customarily valid for up to 36 months.


Please visit [Quality Check®](#) on The Joint Commission web site for updated information related to your accreditation decision.

We encourage you to share this accreditation decision with your organization's appropriate staff, leadership, and governing body. You may also want to inform the Centers for Medicare and Medicaid Services (CMS), state or regional regulatory services, and the public you serve of your organization's accreditation decision.

Please be assured that The Joint Commission will keep the report confidential, except as required by law. To ensure that The Joint Commission's information about your organization is always accurate and current, our policy requires that you inform us of any changes in the name or ownership of your organization or the health care services you provide.

Sincerely,

Ann Scott Blouin, RN, Ph.D.
Executive Vice President
Accreditation and Certification Operations



↑
DISPLAY THIS PART IN A
CONSPICUOUS PLACE

REMOVE THIS CARD TO CARRY AS AN
IDENTIFICATION

11/06/10

PROVENA HOSPITALS
D/B/A SAINT MARY'S HOSPITAL
500 WEST COURT STREET
KANKAKEE IL 60901

FEE RECEIPT NO.



May 27, 2011

Michael Arno, MBA, MHA
President and CEO, Provena St. Mary's
Hospital.
Provena St. Mary's Hospital
500 West Court Street
Kankakee, IL 60901

Joint Commission ID #: 7367
Program: Hospital Accreditation
Accreditation Activity: 60-day Evidence of
Standards Compliance
Accreditation Activity Completed: 05/27/2011

Dear Mr. Arno:

The Joint Commission would like to thank your organization for participating in the accreditation process. This process is designed to help your organization continuously provide safe, high-quality care, treatment, and services by identifying opportunities for improvement in your processes and helping you follow through on and implement these improvements. We encourage you to use the accreditation process as a continuous standards compliance and operational improvement tool.

The Joint Commission is granting your organization an accreditation decision of Accredited for all services surveyed under the applicable manual(s) noted below:

Comprehensive Accreditation Manual for Hospitals

This accreditation cycle is effective beginning April 02, 2011. The Joint Commission reserves the right to shorten or lengthen the duration of the cycle; however, the certificate and cycle are customarily valid for up to 36 months.

Please visit [Quality Check®](#) on The Joint Commission web site for updated information related to your accreditation decision.

We encourage you to share this accreditation decision with your organization's appropriate staff, leadership, and governing body. You may also want to inform the Centers for Medicare and Medicaid Services (CMS), state or regional regulatory services, and the public you serve of your organization's accreditation decision.

Please be assured that The Joint Commission will keep the report confidential, except as required by law. To ensure that The Joint Commission's information about your organization is always accurate and current, our policy requires that you inform us of any changes in the name or ownership of your organization or the health care services you provide.

Sincerely,

Ann Scott Blouin, RN, Ph.D.
Executive Vice President
Accreditation and Certification Operations

DISPLAY THIS PART IN A CONSPICUOUS PLACE.

REMOVE THIS CARD TO CARRY AS AN IDENTIFICATION

State of Illinois 2032822

Department of Public Health

LICENSE, PERMIT, CERTIFICATION, REGISTRATION

The person, firm or corporation whose name appears on this certificate has complied with the provisions of the Illinois Statutes and/or rules and regulations and is hereby authorized to engage in the activity as indicated below.

Issued under the authority of
The State of Illinois
Department of Public Health

CAROL T. ARNOLD, M.D.
DIRECTOR

EXPIRATION DATE 04/30/12	CATEGORY 6880	ID NUMBER 7003131
FULL LICENSE		
AMBUL SURGICAL TREAT CNTR		
EFFECTIVE: 05/01/11		

BUSINESS ADDRESS

BELMONT/HARLEM SURGERY CENTER, LLC
3101 NORTH HARLEM AVENUE
CHICAGO IL 60634

The face of this license has a colored background. Printed by Authority of the State of Illinois • JMT •

State of Illinois 2032822
Department of Public Health

LICENSE, PERMIT, CERTIFICATION, REGISTRATION

EXPIRATION DATE 04/30/12	CATEGORY 6880	ID NUMBER 7003131
------------------------------------	-------------------------	-----------------------------

FULL LICENSE

AMBUL SURGICAL TREAT CNTR

EFFECTIVE: 05/01/11

04/10/12

BELMONT/HARLEM SURGERY CENTER, LLC
3101 NORTH HARLEM AVENUE
CHICAGO IL 60634


FEE RECEIPT NO.

14561

elmont/Harlem Surgical Center, LLC

Chicago, IL

has been Accredited by



The Joint Commission

Which has surveyed this organization and found it to meet the requirements for the
Ambulatory Health Care Accreditation Program

July 8, 2010

Accreditation is customarily valid for up to 39 months.

David L. Nahrwold

David L. Nahrwold, M.D.
Chairman of the Board

Organization ID #452703
Print/Reprint Date: 7/21/10

Mark Chassid

Mark Chassid, M.D.
President

DEPARTMENT OF HEALTH AND HUMAN SERVICES
CENTERS FOR MEDICARE & MEDICAID SERVICES

Printed: 11/14/2005
FORM APPROVED
OMB NO. 0938-0391

STATEMENT OF DEFICIENCIES AND PLAN OF CORRECTION	(X1) PROVIDER/SUPPLIER/CLIA IDENTIFICATION NUMBER: 99ES-63	(X2) MULTIPLE CONSTRUCTION A. BUILDING _____ B. WING _____	(X3) DATE SURVEY COMPLETED 11/15/2005
--	--	--	---

NAME OF PROVIDER OR SUPPLIER MANTENO DIALYSIS CENTRE	STREET ADDRESS, CITY, STATE, ZIP CODE 1 EAST DIVISION MANTENO, IL 60950
--	---

(X4) ID PREFIX TAG	SUMMARY STATEMENT OF DEFICIENCIES (EACH DEFICIENCY MUST BE PRECEDED BY FULL REGULATORY OR LSC IDENTIFYING INFORMATION)	ID PREFIX TAG	PROVIDER'S PLAN OF CORRECTION (EACH CORRECTIVE ACTION SHOULD BE CROSS-REFERENCED TO THE APPROPRIATE DEFICIENCY)	(X5) COMPLETION DATE
V 000	<p>INITIAL COMMENTS</p> <p>Surveyor: 11384 A. Based on policy and procedure review, interview with hemodialysis staff members and review of patient records, Manteno Dialysis Centre located at 1 E. Division St, Manteno, IL has met the requirements at 42 CFR 405, Subpart U and is in compliance with the Conditions of Coverage for End Stage Renal Dialysis (ESRD) facilities in the State of IL, as of 11/15/05. No deficiencies were cited.</p> <p>11384</p>	V 000		

LABORATORY DIRECTOR'S OR PROVIDER/SUPPLIER REPRESENTATIVE'S SIGNATURE <i>Lisa Partelone RN</i>	TITLE CEO	(X6) DATE 11/14/05
---	---------------------	------------------------------

A deficiency statement ending with an asterisk (*) denotes a deficiency which the institution may be excused from correcting providing it is determined that other safeguards provide sufficient protection to the patients. (See instructions.) Except for nursing homes, the findings stated above are disclosable 90 days following the date of survey whether or not a plan of correction is provided. For nursing homes, the above findings and plans of correction are disclosable 14 days following the date these documents are made available to the facility. If deficiencies are cited, an approved plan of correction is requisite to continued program participation.

ATTACHMENT 11

PURPOSE OF PROJECT

The project addressed in this application is limited to a change of ownership as defined in the IHFSRB's rules, and does not propose any change to the services provided, including the number of beds provided at Saint Joseph Hospital. The facility will continue operate as a general, acute care hospital. The hospital corporation will not change, and no change in the facility's IDPH license will be required.

The proposed change of ownership will result from the planned merger of the Provena and Resurrection systems, through the establishment of a not-for-profit, charitable "super parent" entity. This super parent will provide unified corporate oversight and system governance by serving as the corporate parent of Resurrection Health Care Corporation and Provena Health, each of which is the current parent entity of the Resurrection and Provena systems, respectively. The proposed merger—and the resultant deemed changes of ownership of the systems' facilities—will position Resurrection and Provena to strengthen access to Catholic health care, improve their long-term financial viability, enhance clinical capabilities, improve employee and medical staff satisfaction through a shared culture and integrated leadership, and position the unified system for innovation and adaptation under health care reform.

The table below identifies the hospital's inpatient origin for the 12-month period ending September 30, 2010; identifying each ZIP Code area that contributed a minimum of 1.0% of the hospital's admissions during that period.

ZIP Code	Community	Admissions	%	Cumulative %
60657	Chicago-Lakeview	1,256	10.1%	10.1%
60614	Chicago-Lincoln Park	1,016	8.1%	18.2%
60640	Chicago-Uptown	728	5.8%	24.0%
60626	Chicago-Rogers Park	522	4.2%	28.2%
60618	Chicago-Avondale	501	4.0%	32.2%
60660	Chicago-Edgewater	424	3.4%	35.6%
60613	Chicago-Lakeview	414	3.3%	38.9%
60641	Chicago-Irving Park	324	2.6%	41.5%
60647	Chicago-Logan Square	317	2.5%	44.1%
60645	Chicago-West Rogers Park	272	2.2%	46.3%
60625	Chicago-Albany Park	271	2.2%	48.4%
60659	Chicago-Northtown	254	2.0%	50.5%
60610	Chicago-Old Town	237	1.9%	52.4%
60639	Chicago-Cragin	235	1.9%	54.3%
60634	Chicago-Dunning	227	1.8%	56.1%
60622	Chicago-Wicker Park	162	1.3%	57.4%
60630	Chicago-Jefferson Park	158	1.3%	58.6%
60619	Chicago	139	1.1%	59.7%
other ZIP Code areas contributing <1%		<u>5,024</u>	<u>40.3%</u>	100.0%
		12,481	100.0%	

As can be noted from the table above, eighteen ZIP Code areas accounted for nearly 60% of the hospital's admissions. This analysis clearly demonstrates that Saint Joseph Hospital provides services primarily to area residents.

The measurable goals resulting from the consolidating of the systems will be continually high patient satisfaction reports, strong utilization levels, and improved

access to capital to ensure that the hospital's physical plant is well maintained and that needed equipment can be acquired. These goals will each be measurable within two years.

ALTERNATIVES

Section 1110.230(c) requests that an applicant document that the proposed project is the most effective or least costly alternative for meeting the health care needs of the population to be served.

This project is limited to a change of ownership resulting from the proposed merger of the Provena and Resurrection systems. As described elsewhere in this application, this is being implemented through the formation of a “super parent” entity that will create unified system oversight. This super parent structure will create a change in control, and under IHFSRB rules, a change of ownership of thirteen (13) hospitals, one (1) ambulatory surgical treatment center (ASTC), and one (1) end stage renal disease (ESRD) facility.

In order to best respond to Section 1110.230(c) given the nature of the project, technical assistance direction was sought from State Agency staff on February 22, 2010. Through the technical assistance process, the applicants were advised by State Agency staff that it would be appropriate to explain why this proposed system merger was the only alternative considered.

As explained in the Project Overview, Resurrection and Provena are committed to advancing the shared mission of the existing health systems in a manner that improves long-term financial viability, clinical integration and administrative efficiencies. For these two not-for-profit Catholic health systems, the merger of the systems is uniquely well-suited to meeting these mission, service delivery, and efficiency goals.

In very different circumstances, health systems might give serious consideration to an asset sale/acquisition in exchange for cash considerations, or to a corporate reorganization in which one party acquires and controls the other. Here, however, Provena and Resurrection have determined, through a process of discernment that involved both existing systems and the five (5) religious sponsors, that the systems should come together in a merger of equals transaction through a super parent structure, which will align corporate oversight, provide unified governance equally to entities currently in both systems, and avert the need for asset sale/acquisition. The System Merger Agreement has been submitted with this application.

ALTERNATIVES

Section 1110.230(c) requests that an applicant document that the proposed project is the most effective or least costly alternative for meeting the health care needs of the population to be served.

This project is limited to a change of ownership resulting from the proposed merger of the Provena and Resurrection systems. As described elsewhere in this application, this is being implemented through the formation of a “super parent” entity that will create unified system oversight. This super parent structure will create a change in control, and under IHFSRB rules, a change of ownership of thirteen (13) hospitals, one (1) ambulatory surgical treatment center (ASTC), and one (1) end stage renal disease (ESRD) facility.

In order to best respond to Section 1110.230(c) given the nature of the project, technical assistance direction was sought from State Agency staff on February 22, 2010. Through the technical assistance process, the applicants were advised by State Agency staff that it would be appropriate to explain why this proposed system merger was the only alternative considered.

As explained in the Project Overview, Resurrection and Provena are committed to advancing the shared mission of the existing health systems in a manner that improves long-term financial viability, clinical integration and administrative efficiencies. For these two not-for-profit Catholic health systems, the merger of the systems is uniquely well-suited to meeting these mission, service delivery, and efficiency goals.

In very different circumstances, health systems might give serious consideration to an asset sale/acquisition in exchange for cash considerations, or to a corporate reorganization in which one party acquires and controls the other. Here, however, Provena and Resurrection have determined, through a process of discernment that involved both existing systems and the five (5) religious sponsors, that the systems should come together in a merger of equals transaction through a super parent structure, which will align corporate oversight, provide unified governance equally to entities currently in both systems, and avert the need for asset sale/acquisition.

As of the filing of this *Application for Permit*, a definitive agreement is being developed, and consistent with a technical assistance conference with State Agency staff, that agreement will be filed with the IHFSRB before State Agency staff completes its review of the applications.

IMPACT STATEMENT

The proposed change of ownership will have a significant positive broad-based and health care delivery impact on the communities historically served by Saint Joseph Hospital. Consistent with IHFSRB rules, this impact statement covers the two-year period following the proposed change of ownership.

Reason for the Transaction

Through both discernment and due diligence processes, Resurrection Health Care Corporation (“Resurrection”) and its sponsoring congregations have concluded that its hospitals can better serve their patients and their communities if the Resurrection system were to merge with that of Provena Health (“Provena”). By doing so, Resurrection anticipates that it will be able to improve its administrative efficiencies and enhance its clinical integration efforts, consistent with its mission.

Anticipated Changes to the Number of Beds or Services Currently Offered

No changes are anticipated either to the number of beds (360) or to the scope of services currently provided at Saint Joseph Hospital.

The current and proposed bed complement, consistent with Saint Joseph Hospital’s 2009 IDPH Hospital Profile are:

- 219 medical/surgical beds
- 11 pediatrics beds
- 23 intensive care beds
- 23 obstetrics/gynecology beds
- 26 long term care
- 35 acute mental illness
- 23 comprehensive rehabilitation beds.

Among the other clinical services currently offered and proposed to continue to be provided are: surgery (including cardiovascular surgery), nursery, clinical laboratory, pharmacy, diagnostic imaging, cardiac catheterization, GI lab, emergency department, outpatient clinics, and physical, occupational, and speech therapy.

Operating Entity

Upon the change of ownership, the operating entity/licensee will remain Saint Joseph Hospital.

Additions or Reductions in Staff

No changes in clinical or non-system administrative staffing, aside from those routine changes typical of hospitals, are anticipated during the first two years following the proposed change of ownership. The applicants fully intend to offer all current hospital employees positions at compensation levels and employee benefits equivalent to their current position, compensation and benefits.

Cost/Benefit Analysis of the Transaction

1. Cost

The costs associated with the transaction are limited to those identified in Section I and discussed in ATTACHMENT 7, those being an apportionment of the transactional costs, categorized as "Consulting and Other Fees". As required by the IHFSRB's rules, the value of the hospital is included in the project cost identified in Section I of this application document. However, that identified component of the "project cost" does not result in an expenditure by any applicant.

2. Benefit

The applicants believe that the community will benefit greatly from the change of ownership, primarily through the combined system's ability to operate more efficiently, improve clinical integration, and enhanced access to capital.

In 2009, the hospital admitted approximately 13,200 patients, provided approximately 188,000 outpatient visits, and treated over 20,000 patients in its emergency department.

It is the expectation of the applicants that, for a minimum of two years following the change of ownership, all programs and services currently provided by Saint Joseph Hospital will continue to be provided, and consistent with IHFSRB requirements, access to the hospital's services will not be diminished. Assessments related to potential program expansion will commence shortly after the change of ownership/merger occurs.

Each of the hospitals included in the system merger will provide both charity care and services to Medicaid recipients. According to IDPH data, during 2009 the admission of Medicaid recipients to Resurrection hospitals ranged between 8.6% and 65.2%, and for Provena hospitals ranged between 11.0% and 27.3%. The primary variable in these percentages is the geographic location of the individual hospitals. Over 20% of the patients admitted to five (5) of the thirteen (13) Resurrection and Provena hospitals in 2009 were Medicaid recipients.

Finally, with approximately 1,250 employees (FTEs), Saint Joseph Hospital is a major area employer, and, as noted above, no changes in clinical or non-system administrative staffing, aside from those routine changes typical of hospitals, are anticipated during the first two years following the proposed change of ownership.

ACCESS

Access to the facilities addressed in the merger will not become more restrictive as a result of the merger; and letters affirming such from the Chief Executive Officers of Provena Health and Resurrection Health Care Corporation are attached.

Both Provena and Resurrection currently operate with system-wide charity care policies. Attached is the hospital's Non-Discrimination in Patient Care policy, and Resurrection's Financial Assistance/Charity Care and Uninsured Patient Discount Programs policy, which applies across all of its hospitals. Provena and Resurrection intend to develop a new, consolidated charity care policy for the combined system hospitals, generally taking the best elements of each of the existing system policies. Provena and Resurrection representatives have offered to the Illinois Attorney General's office that this new charity care policy will be shared in draft form with the Attorney General's office, so that the Attorney general's office can provide input into the policy. That policy, as of the filing of this application, is being developed, and will be provided to State Agency staff when complete. Resurrection and Provena have committed to the State Agency to provide this policy to the State Agency prior to appearing before the State Board.

Saint Joseph Hopsital will, as is the case now, operate without any restrictive admissions policies, related to race, ethnic background, religion, payment source, or any

other factor. A copy of the hospital's policy addressing non-discrimination in its admissions practices is attached, and the policy will be retained following the system merger. The hospital will continue to admit Medicare and Medicaid recipients, as well as patients in need of charity care. In addition, no agreements with private third party payors currently in place at Saint Joseph Hospital are anticipated to be discontinued as a result of the proposed change of ownership.

7435 West Talcott Avenue
Chicago, Illinois 60631
773.792.5555



Sandra Bruce, FACHE
President & Chief Executive Officer

March 24, 2011

Illinois Health Facilities
and Services Review Board
Springfield, Illinois

To Whom It May Concern:

Please be advised that following the change of ownership of the hospitals and ASC directly or indirectly owned or controlled by Resurrection Health Care Corporation, the admissions policies of those facilities will not become more restrictive.


Resurrection and Provena, in consultation with the Illinois Attorney General's office, are currently revising the charity care policy to be used following the system merger. That revised policy will be provided to the State Agency upon completion.

Sincerely,

A handwritten signature in cursive script that reads "Sandra Bruce".

Sandra Bruce, FACHE
President & CEO

Notarized:





March 23, 2011

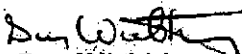
Illinois Health Facilities
and Services Review Board
Springfield, Illinois

To Whom It May Concern:

Please be advised that following the change of ownership of the hospitals and ESRD facility directly or indirectly owned or controlled by Provena Health, the admissions policies of those facilities will not become more restrictive.

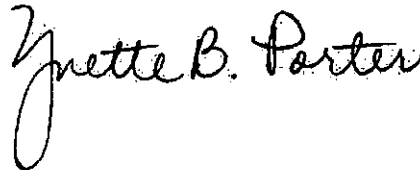
Provena and Resurrection, in consultation with the Illinois Attorney General's office, are currently revising the charity care policy to be used following the system merger. That revised policy will be provided to the State Agency upon completion.

Sincerely,


Guy Wiebking
President & CEO



Notarized:



CURRENT ADMISSIONS
and
CHARITY CARE POLICIES



POLICY PROTOCOL		
CATEGORY: Mission		NUMBER: 1500.60
TITLE: Non-Discrimination in Patient Care		TITLE NUMBER: 415.02
		PAGE: 1 OF 3
EFFECTIVE DATE: June 2002	REVISION DATE: October 2002	SUPERSEDES:
REFER TO: Title VI of the Civil Rights Act of 1964		LOCATION:

PHILOSOPHY

Mission Policies are intended to delineate the values, behaviors and directives that guide the Resurrection Health Care System as an organization whose identity and practices are consistent with the Roman Catholic tradition and its teachings.

PURPOSE

This policy defines non-discriminatory practices applicable to all patients, visitors, physicians and employees and is endorsed by Resurrection Health Care.

PROCESS

At Saint Joseph Hospital (SJH), no person will be discriminated against or otherwise denied benefits of care or service on the basis of race, sex, national origin, religion, age, sexual preference, disability or financial means. This includes, but is not limited to the following characteristics.

1. Service will be provided in a way that protects the dignity of the person and enhances the quality of life.
2. Patients will be admitted, receive care, be transferred and discharged appropriately with no distinction and without discrimination.
3. All patients with the same health problem will receive the same standard of care.
4. All patient transfers will be in compliance with COBRA provisions.



POLICY PROTOCOL		
CATEGORY: Mission		NUMBER: 1500.60
TITLE: Non-Discrimination in Patient Care		TITLE NUMBER: 415.02
		PAGE: 2 OF 3
EFFECTIVE DATE: June 2002	REVISION DATE: October 2002	SUPERSEDES:
REFER TO: Title VI of the Civil Rights Act of 1964		LOCATION:

5. Patient care decisions are to be based on the interests, needs and well being of the patient.
6. Physician clinical decision-making regarding tests and treatments or other interventions is based on identified patient health care needs and not financial incentives.
7. Patient rooms will not be changed for racial or other discriminatory reasons.
8. Persons and organizations referring patients to SJH are advised to do so without reference to race, sex, national origin, religion, age, sexual preference, disability or financial means.
9. Physician practices associated with SJH will appropriately serve the economically poor, disadvantaged and elderly, regardless of the source of referral and without discrimination.
10. Employees will be assigned to patient services without discrimination.
11. Employees, officers and physicians are bound by the Resurrection Health Care (RHC) Code of Conduct/Conflict of Interest Policy in the discharge of their duties for or on behalf of RHC.
12. This policy is in accordance with the provisions of Title VI of the Civil Rights Act of 1964, Section 504 of the Rehabilitation Act of 1973, the Age Discrimination Act of 1975, and Regulations of the U.S. Department of Health and Human Services issued pursuant to the Acts, Title 45 Code of Federal Regulations Part 80, 84, and 91. (Other Federal Laws and Regulations provide similar protection against discrimination on grounds of sex and creed.)
13. In case of questions concerning this policy, or in the event of a desire to file a complaint alleging violations of the above, please contact:



**Resurrection
Health Care**

POLICY PROTOCOL		
CATEGORY: Mission		NUMBER: 1500.60
TITLE: Non-Discrimination in Patient Care		TITLE NUMBER: 415.02
		PAGE: 3 OF 3
EFFECTIVE DATE: June 2002	REVISION DATE: October 2002	SUPERSEDES:
REFER TO: Title VI of the Civil Rights Act of 1964		LOCATION:

Saint Joseph Hospital
Guest Relations Coordinator
773-665-6658

14. The Chief Executive Officer is responsible for coordinating compliance with this policy.

POLICY/PROTOCOL		
CATEGORY: Finance		NUMBER: 100.15
TITLE: Financial Assistance/Charity Care and Uninsured Patient Discount Programs (This policy applies to hospitals only)		TITLE NUMBER: 122.05
		PAGE: 1 OF 17
EFFECTIVE DATE: February 2002	REVISION DATE: January 2009	SUPERSEDES: September 2004
REFER TO:		LOCATION:

Philosophy

Finance Policies are intended to provide guidelines to promote responsible stewardship and allocation of resources.

Purpose

This policy establishes guidelines for the development and application of financial assistance and uninsured patient discount programs, by Resurrection Health Care system (RHC) hospitals. Such programs will be designed to assist individuals in financial need and other medically underserved individuals or groups to obtain appropriate medical care and advice, and thereby improve the health of those in the communities served by RHC hospitals.

Process

1. Definitions

- 1.1 Federal Poverty Level means the level of household income at or below which individuals within a household are determined to be living in poverty, based on the Federal Poverty Guidelines as annually determined by the U.S. Department of Health and Human Services.
- 1.2 Financial Assistance/Charity Care means providing a discount of up to 100% of the charges associated with a patient's hospital care, or a discounted fee schedule, based on financial need.

POLICY PROTOCOL		
CATEGORY: Finance		NUMBER: 100.15
TITLE: Financial Assistance/Charity Care and Uninsured Patient Discount Programs (This policy applies to hospitals only)		TITLE NUMBER: 122.05
		PAGE: 2 OF 17
EFFECTIVE DATE: February 2002	REVISION DATE: January 2009	SUPERSEDES: September 2004
REFER TO:		LOCATION:

- 1.3 Financial Assistance Programs means all programs set forth herein to provide assistance to those in financial need including financial assistance/charity care, uninsured patient discounts, and medical indigence discounts and payment caps.
- 1.4 Financial need means documented lack of sufficient financial resources to pay the applicable charge for medical care. Financial need may be evidenced by low household income and asset levels, or high levels of medical debt in relation to household income (medical indigence). Financial need determinations also take into consideration other relevant circumstances, such as employment status or health status of patient or other household members, which may affect a patient's ability to pay. The existence of financial need must be demonstrated by information provided by or on behalf of the patient, and/or other objective data available to the hospital. RHC hospitals may use asset or debt information to assist in making a determination regarding financial need, when income data is unavailable or inconclusive, or reported income is not supported by objective data.
- 1.5 Illinois Resident or Cook County Resident means a person who lives in Illinois (or Cook County as applicable) and intends to remain living in Illinois (or Cook County) indefinitely. Relocation to Illinois or Cook County for the sole purposes of receiving health care benefits does not satisfy the residency requirement.
- 1.6 Illinois Uninsured Patient Discount Act means the hospital uninsured patient discount act, as passed by the Illinois General Assembly in 2008, effective as of April 1, 2009, and as amended from time to time.

POLICY/PROTOCOL		
CATEGORY: Finance		NUMBER: 100.15
TITLE: Financial Assistance/Charity Care and Uninsured Patient Discount Programs (This policy applies to hospitals only)		TITLE NUMBER: 122.05
		PAGE: 3 OF 17
EFFECTIVE DATE: February 2002	REVISION DATE: January 2009	SUPERSEDES: September 2004
REFER TO:		LOCATION:

1.7 Medically Necessary Hospital Services means:

- 1.7.1 Except to the extent necessary to determine services subject to the Illinois Underinsured Patient Discount, for purposes of this policy "Medically Necessary Hospital Services" means those hospital services required for the treatment or management of a medical injury, illness, disease or symptom that, if otherwise left untreated, as determined by an independent treating physician or other physician consulted by an RHC Hospital would pose a threat to the patient's ongoing health status, and that would be (a) covered by guidelines for Medicare coverage if the patient were a Medicare beneficiary with the same clinical presentation as the Uninsured Patient; or (b) a discretionary, limited resource program for which the potential for unlimited free care would threaten the hospital's ability to provide such program at all (such as substance and chemical abuse treatment, continuing care for certain chronic diseases, chemotherapy and HIV drugs, other than when provided in connection with other Medically Necessary Hospital Services).
- 1.7.2 Examples of services that are not Medically Necessary Hospital Services include, but are not limited to: (1) cosmetic health services; including elective cosmetic surgery (exclusive of plastic surgery designed to correct disfigurement caused by injury, illness, or congenital defect or deformity); (2) services that are experimental or part of a clinical research program; (3) elective goods or services that are not necessary to treat an illness or injury; (4) private and/or non-RHC medical or physician professional fees; and (5) services and/or treatments not provided at an RHC Hospital; (6) pharmaceuticals or medical equipment, except to the extent required in connection with other medically necessary inpatient or outpatient care being received by a hospital patient; and (7) procedures or services for which the hospital provides a discounted "flat rate" pricing package.

POLICY PROTOCOL		
CATEGORY: Finance		NUMBER: 100.15
TITLE: Financial Assistance/Charity Care and Uninsured Patient Discount Programs (This policy applies to hospitals only)		TITLE NUMBER: 122.05
		PAGE: 4 OF 17
EFFECTIVE DATE: February 2002	REVISION DATE: January 2009	SUPERSEDES: September 2004
REFER TO:		LOCATION:

- 1.8 Non-Retirement Household Liquid Assets includes cash, or non-cash assets that can readily be converted to cash, owned by a member of a household, including savings accounts, investment accounts, stocks, bonds, treasury bills, certificates of deposit and money market accounts, and cash value of life insurance policies. Non-retirement household liquid assets will not include a patient's equity in his or her primary residence or assets held in qualified retirement plan or other similar retirement savings account for which there would be a tax penalty for early withdrawal of savings.
- 1.9 RHC Hospital means a hospital that is part of the not-for-profit, Catholic-sponsored health care system known as "Resurrection Health Care".
- 1.10 RHC Hospital Service Area means, for all hospitals, Cook County and with respect to each individual RHC hospital those portions of any adjacent counties that are within such hospital's defined service area or core community, based on the zip code of a predominant portion of the hospital's patient population.
- 1.11 Uninsured Patient means an individual who is or was a patient of an RHC hospital and at the time of service is or was not (a) covered under a policy of health insurance or (b) not a beneficiary under a public or private health insurance, health benefit, or other health coverage program, including Medicare, Medicaid, TriCare, SCHIP and All-Kids, high deductible health insurance plans, workers' compensation, accident liability insurance, or other third party liability plan.
2. Patient Treatment Standards. All patients of RHC hospitals shall be treated with respect and dignity regardless of their ability to pay for medical care, or their need for charitable assistance.

POLICY PROTOCOL		
CATEGORY: Finance		NUMBER: 100.15
TITLE: Financial Assistance/Charity Care and Uninsured Patient Discount Programs (This policy applies to hospitals only)		TITLE NUMBER: 122.05
		PAGE: 5 OF 17
EFFECTIVE DATE: February 2002	REVISION DATE: January 2009	SUPERSEDES: September 2004
REFER TO:		LOCATION:

3. Financial Assistance/Charity Care and other Financial Assistance Programs

- 3.1 Discount for Low-Income Uninsured Patients. Financial Assistance/Charity Care discounts or discounted fee schedules will be available for Medically Necessary Hospital Services provided to Uninsured Patients who are unable to pay all or part of the otherwise applicable charge for their care due to financial need, as documented in accordance with this Policy. Patients demonstrating financial need based on household income at or below one hundred percent (100%) of the Federal Poverty Level, combined with a general lack of liquid assets, will receive a one hundred percent (100%) discount on Medically Necessary Hospital Services. Patients generally lacking liquid assets who have household income between one hundred percent (100%) and up to four hundred percent (400%) of the Federal Poverty Level will receive a sliding-scale discount for such hospital care, at levels approved by the RHC Executive Leadership Team.
- 3.2 Payment Caps Under Illinois Uninsured Patient Discount Act. To the extent required by the Illinois Uninsured Patient Discount Act, and subject to other eligibility standards and exclusions as set forth by such law including standards based on asset level, Uninsured Patients who are Illinois residents having household income of up to six hundred percent (600%) of the Federal Poverty Level shall not be required to pay to an RHC hospital more than twenty five percent (25%) of such patient's family gross income within a twelve (12) month period.
- 3.3 Other Payment Caps. An Uninsured Patient who is eligible for Financial Assistance/Charity Care at an RHC Hospital pursuant to the criteria set forth in Section 5.1 or 5.3 below shall be eligible for a payment cap based on RHC's

POLICY/PROTOCOL		
CATEGORY: Finance		NUMBER: 100.15
TITLE: Financial Assistance/Charity Care and Uninsured Patient Discount Programs (This policy applies to hospitals only)		TITLE NUMBER: 122.05
		PAGE: 6 OF 17
EFFECTIVE DATE: February 2002	REVISION DATE: January 2009	SUPERSEDES: September 2004
REFER TO:		LOCATION:

charitable commitment to catastrophic medical expenses assistance based on medical indigence, as follows:

- 3.3.1 For an eligible Uninsured Patient who demonstrates that s/he has a household income of four hundred percent (400%) or less of the Federal Poverty Level, such patient's payment obligation within any 12-month period will be limited to the higher of: (a) ten percent (10%) of the patient's annual gross household income; or (b) ten percent (10%) of the patient's Non-Retirement Household Liquid Assets.
- 3.3.2 For an eligible Uninsured Patient who demonstrates that s/he has a household income over four hundred percent (400%) of the Federal Poverty Level, or less, such patient's payment obligation within any 12-month period will be limited to the higher of: (a) fifteen percent (15%) of annual gross household income; or (b) fifteen percent (15%) of the patient's Non-Retirement Household Liquid Assets.
- 3.4 Financial Assistance/Charity Care for Insured Patients. Subject to insurance and governmental program restrictions (which may limit the ability to grant a discount on co-pays or deductibles, versus discounts on co-insurance), insured individuals, federal program beneficiaries and other individuals who are not automatically eligible for Financial Assistance/Charity Care hereunder but who demonstrate medical indigence or other financial need, may receive a Financial Assistance/Charity Care discount in similar or different amounts as are available to Uninsured Patients under this policy, as determined appropriate under the circumstances by RHC Patient Financial Services.

POLICY PROTOCOL		
CATEGORY: Finance		NUMBER: 100.15
TITLE: Financial Assistance/Charity Care and Uninsured Patient Discount Programs (This policy applies to hospitals only)		TITLE NUMBER: 122.05
		PAGE: 7 OF 17
EFFECTIVE DATE: February 2002	REVISION DATE: January 2009	SUPERSEDES: September 2004
REFER TO:		LOCATION:

4. Discounts for Uninsured, Medically Indigent Patients. Uninsured Patients whose household income is greater than four hundred percent (400%) of the Federal Poverty Level or who do not meet the automatic eligibility criteria set forth in Section 5 below, will nevertheless be eligible to receive a financial assistance/charity care discount based on a determination of medical indigence, by virtue of having medical bills from an RHC hospital in an amount equal to or greater than fifteen percent (15%) of their household income and available assets. Such Financial Assistance/Charity Care discount for uninsured higher income but medically indigent patients shall be one that is reasonable in relation to the individual patient's household financial circumstances and the health status of the patient and other family members.

5. Eligibility for Financial Assistance Programs
 - 5.1 Automatic Eligibility: Cook County and Adjacent County Residents and Patients Needing Emergency Medical Care. In order to best serve the needs of the low-income and medically underserved members of their respective communities, RHC hospitals' Financial Assistance/Charity Care and other Financial Assistance Programs (other than the RHC uninsured discount, which will be available to all patients irrespective of residence) will be automatically available to all residents (regardless of citizenship or immigration status) of Cook County and those portions of any adjacent counties that are within a hospital's service area, subject to a determination of financial need or other eligibility requirements. In addition, all RHC hospitals will provide financial assistance/charity care discounts to eligible patients in connection with hospital emergency department and other medical services necessary to diagnose, treat or stabilize an emergency medical condition.

POLICY PROTOCOL		
CATEGORY: Finance		NUMBER: 100.15
TITLE: Financial Assistance/Charity Care and Uninsured Patient Discount Programs (This policy applies to hospitals only)		TITLE NUMBER: 122.05
		PAGE: 8 OF 17
EFFECTIVE DATE: February 2002	REVISION DATE: January 2009	SUPERSEDES: September 2004
REFER TO:		LOCATION:

- 5.2 Patient Responsibilities. RHC hospitals may condition receipt of charitable assistance under any Financial Assistance Program on a patient acting reasonably and in good faith, by providing the hospital, within 30 days after the hospital's request, with all reasonably-requested financial and other relevant information and documentation needed to determine the patient's eligibility for assistance, including cooperating with the hospital's financial counselors in applying for coverage under governmental programs, such as Medicaid, accident coverage, crime victims funds, and other public programs that may be available to pay for health care services provided to the patient. In addition, an RHC hospital may, in its discretion, choose not to provide Financial Assistance/Charity Care discounts to voluntarily uninsured individuals who with other household members are at least 50% owners of the business in which they work, if such business had gross receipts in the prior tax year of an amount that is greater than \$200,000.
- 5.3 Discretionary Extension of Financial Assistance. Each RHC hospital is authorized to extend the availability of its Financial Assistance Programs to residents of other Illinois counties, other U.S. states or foreign countries, including travelers or out-of-town visitors, based on reasonable, standardized criteria applicable to all patients of such hospital.
- 5.4 Conditions of Discretionary Financial Assistance Program Participation. For individuals other than those who are automatically eligible to participate in an RHC Financial Assistance Program as set forth in Section 5.1 above, RHC hospitals may, as they determine appropriate, condition the receipt of such financial assistance on disclosure by the patient's immediate relatives, host family or sponsoring organization of their financial information, sufficient to demonstrate ability or inability to pay or contribute to the costs of care for their relative or hosted guest. The hospital may further condition any discretionary grant of financial assistance on a contribution toward the costs of the patient's

POLICY/PROTOCOL		
CATEGORY: Finance		NUMBER: 100.15
TITLE: Financial Assistance/Charity Care and Uninsured Patient Discount Programs (This policy applies to hospitals only)		TITLE NUMBER: 122.05
		PAGE: 9 OF 17
EFFECTIVE DATE: February 2002	REVISION DATE: January 2009	SUPERSEDES: September 2004
REFER TO:		LOCATION:

care and/or a guarantee of payment by such relatives, hosts or others (as applicable), in the event the patient fails to qualify for coverage through governmental or private insurance and the patient fails to pay the amounts for which s/he is responsible. The hospital may also take into consideration the availability of other options for the proposed patient to receive medical care.

6. Uninsured Patient Discounts

- 6.1 Charitable Need for Uninsured Patient Discount. RHC believes that a substantial portion of uninsured individuals who seek hospital care are uninsured involuntarily, due to financial need, and further, that because of their uninsured status and inability to pay, many uninsured individuals delay or refrain from seeking needed medical care. RHC also believes, based on the experience of its hospitals in asking patients to apply for Financial Assistance/Charity Care discounts, that due to privacy and other concerns many uninsured individuals with financial need will not provide sufficient information to enable RHC hospitals to verify the existence of financial need.
- 6.2 RHC Charitable Uninsured Patient Discount. Therefore, as part of their charitable commitment to the poor and underserved, RHC hospitals will provide a discount on hospital charges to all Uninsured Patients, irrespective of residency, location or any other criteria, equal to 25% of the hospital charge for which the Uninsured Patient is responsible. If an Uninsured Patient also qualifies for a discount under the hospital's Financial Assistance/Charity Care standards, the amount of such discount will be applied to the patient's charge after application of the uninsured discount. Such RHC uninsured patient discount will not apply to any patient who qualifies for a discount under the Illinois Uninsured Patient Discount Act.

POLICY PROTOCOL		
CATEGORY: Finance		NUMBER: 100.15
TITLE: Financial Assistance/Charity Care and Uninsured Patient Discount Programs (This policy applies to hospitals only)		TITLE NUMBER: 122.05
		PAGE: 10 OF 17
EFFECTIVE DATE: February 2002	REVISION DATE: January 2009	SUPERSEDES: September 2004
REFER TO:		LOCATION:

6.3 Discount Under Illinois Uninsured Patient Discount Act. To the extent required by law, RHC hospitals shall provide an alternative form of discount to uninsured Illinois residents with gross family income of up to 600% of the Federal Poverty Level, and the 25% uninsured discount methodology set forth above shall not apply to any portion of such patients' bill.

6.4 Eligibility for Additional Financial Assistance. Patients receiving a discount based on uninsured status, whether under the RHC Charitable Uninsured Discount or pursuant to the Illinois Uninsured Patient Act, shall be eligible for an additional financial assistance described in this policy, pursuant to the eligibility standards set forth herein.

7. Hospital Responsibilities for Communicating Availability of Financial Assistance/Charity Care and Other Charitable Assistance Programs

7.1 Communicating Availability of Financial Assistance/Charity Care Discounts. Each RHC hospital will maintain effective methods of communicating the availability of Financial Assistance/Charity Care discounts to all patients, in multiple appropriate media and in multiple appropriate languages. The mechanisms that the Hospital will use to communicate the availability of Financial Assistance/Charity Care will include, but are not limited to the following:

7.1.1 Signage. Signs shall be conspicuously posted in the admission, registration and other appropriate areas of the hospital stating that patients may be eligible for Financial Assistance/Charity Care discounts, and describing how to obtain more information, including identification of appropriate hospital representatives by title. Such signs shall be prepared

POLICY/PROTOCOL		
CATEGORY: Finance		NUMBER: 100.15
TITLE: Financial Assistance/Charity Care and Uninsured Patient Discount Programs (This policy applies to hospitals only)		TITLE NUMBER: 122.05
		PAGE: 11 OF 17
EFFECTIVE DATE: February 2002	REVISION DATE: January 2009	SUPERSEDES: September 2004
REFER TO:		LOCATION:

in English, Spanish, and any other language that is the primary language of at least 5% of the patients served by the hospital annually.

- 7.1.2 Provision of Financial Assistance Materials to Uninsured Patients. RHC hospitals will provide a summary of its Financial Assistance Programs and a Financial Assistance application to all persons receiving hospital care that it identifies as Uninsured Patients at the time of in-person registration, admission, or such later time at which the patient is first identified as an Uninsured Patient. For patients presenting in the Emergency Department, all RHC hospitals will provide such Financial Assistance materials at such time and in such manner as is consistent with their obligations under EMTALA to assess and stabilize the patient before making inquiry of the patient's ability to pay.
- 7.1.3 Brochures. Brochures, information sheets and/or similar forms of written communication regarding the hospital's Financial Assistance/Charity Care policy shall be maintained in appropriate areas of the hospital (e.g., the Emergency Department, organized registration areas, and the Business Office) stating in at least English, Spanish and Polish, that the hospital offers Financial Assistance/Charity Care discounts, and describing how to obtain more information.
- 7.1.4 Website. Each RHC's section of the Resurrection Health Care website must include: a notice in a prominent place that financial assistance is available at the hospital; a description of the financial assistance application process; and a copy of the RHC hospital financial assistance application form.

POLICY/PROTOCOL		
CATEGORY: Finance		NUMBER: 100.15
TITLE: Financial Assistance/Charity Care and Uninsured Patient Discount Programs (This policy applies to hospitals only)		TITLE NUMBER: 122.05
		PAGE: 12 OF 17
EFFECTIVE DATE: February 2002	REVISION DATE: January 2009	SUPERSEDES: September 2004
REFER TO:		LOCATION:

7.1.5 Billing Notices. Each RHC hospital shall include a note on or with the Hospital bill and/or statement regarding the hospital's Financial Assistance/Charity Care program, and how the patient may apply for consideration under this program.

7.1.6 Financial Counselors. Each RHC hospital shall have one or more financial counselors whose contact information is listed or provided with other information concerning the hospital's Financial Assistance/Charity Care discount program, who are available to discuss eligibility and other questions concerning the program, and to provide assistance with applications.

8. Communication with Patients Regarding Eligibility Determination for Financial Assistance/Charity Care.

8.1 Notification of Determination. When an RHC hospital has made a determination that a patient's bill will be discounted or adjusted in whole or in part based on a determination of financial need, the hospital will notify the patient of such eligibility determination, and that there will be no further collection action taken on the discounted portion of the patient's bill.

8.2 Changes in Patient Financials Circumstances. Adverse changes on the patient's financial circumstances may result in an increase in any Financial Assistance/Charity Care discount provided by the hospital. Under no condition, however, would adverse or other changes in a patient's financial circumstances affect the hospital's continuation of any ongoing treatment during an episode of care.

POLICY/PROTOCOL		
CATEGORY: Finance		NUMBER: 100.15
TITLE: Financial Assistance/Charity Care and Uninsured Patient Discount Programs (This policy applies to hospitals only)		TITLE NUMBER: 122.05
		PAGE: 13 OF 17
EFFECTIVE DATE: February 2002	REVISION DATE: January 2009	SUPERSEDES: September 2004
REFER TO:		LOCATION:

9. Application of Financial Assistance/Charity Care Determination to Past-Due Bills.
When a patient has been granted a discount on his or her bill under the hospital's Financial Assistance/Charity Care program, the hospital will automatically apply a similar discount or adjustment to all other outstanding patient bills. The hospital will advise the patient of such adjustment of prior accounts, and that the hospital will forego any further attempted to collect the amounts written off on such accounts.
10. Updating Prior Financial Need Determinations
- 10.1 Effective Time of Financial Assistance Qualification Determination. A determination of a patient's household income in connection with the patient's qualification for any form of Financial Assistance under this Policy will remain in effect the patient's entire episode of care, provided that if an episode of care continues for more than thirty (30) days, the hospital may request the patient to re-verify or supplement household income information or other eligibility information as the hospital reasonably deems appropriate, including cooperating with the hospital financial counselor to re-evaluate the patient's potential eligibility for coverage under Medicaid or other governmental programs and for the hospital's Financial Assistance/Charity Care program.
- 10.2 Re-Verification Within Six Months. When a patient (or the member of the household of a patient) who has received a determination of financial need under an RHC hospital's Financial Assistance/Charity Care program subsequently receives or applies for care from the same or any other RHC hospital more than 30 days but less than 6 months later, the hospital shall request appropriate information necessary to update the patient's or prospective patient's Financial Assistance/Charity Care application and re-verify the prior financial need determination. Hospital Financial Counselors will work with the patient to make the updating process as convenient as possible while assuring accuracy of

POLICY PROTOCOL		
CATEGORY: Finance		NUMBER: 100.15
TITLE: Financial Assistance/Charity Care and Uninsured Patient Discount Programs (This policy applies to hospitals only)		TITLE NUMBER: 122.05
		PAGE: 14 OF 17
EFFECTIVE DATE: February 2002	REVISION DATE: January 2009	SUPERSEDES: September 2004
REFER TO:		LOCATION:

information. The hospital shall consider the patient's (or prospective patient's) eligibility for Financial Assistance/Charity Care based on current income and assets, and other objective information obtained by the hospital relating to financial need, such as credit reports, new W-2s, tax returns or other data.

- 10.3 New Application Requirements. If more than six (6) months has expired since a patient's Financial Assistance eligibility determination, the patient must submit a new Financial Assistance application.
11. Financial Assistance/Charity Care Determinations Required Prior to Non-Emergency Services. RHC hospitals will make all reasonable efforts to expedite the evaluation of patients for eligibility for coverage under governmental programs and otherwise for Financial Assistance/Charity Care. Such evaluations must generally be made by an RHC hospital prior to provision of non-emergency hospital services. Persons who have come to a RHC hospital emergency department seeking care for a potential emergency medical condition will first receive a medical screening exam conducted in compliance with the Emergency Medical Treatment and Active Labor Act, as amended (EMTALA) and all care needed to stabilize any emergency medical condition, prior to an evaluation for coverage eligibility under governmental programs or Financial Assistance/Charity Care.
12. Staff Training and Understanding of Hospital Financial Assistance/Charity Care Program
- 12.1 General Program Knowledge. Employed staff of each RHC hospitals shall be trained, at the levels appropriate to their job function, with respect to the availability of the Financial Assistance/Charity Care discount program offered by such hospital for the benefit of poor and underserved members of such hospital's community.

POLICY/PROTOCOL		
CATEGORY: Finance		NUMBER: 100.15
TITLE: Financial Assistance/Charity Care and Uninsured Patient Discount Programs (This policy applies to hospitals only)		TITLE NUMBER: 122.05
		PAGE: 15 OF 17
EFFECTIVE DATE: February 2002	REVISION DATE: January 2009	SUPERSEDES: September 2004
REFER TO:		LOCATION:

- 12.2 Specific Program Knowledge. Hospital staff who regularly interact with patients, including all staff in each hospital's Patient Financial Services, Patient Access and Registration departments will understand the hospital's Financial Assistance/Charity Care discount program, and be able to either accurately answer questions or direct questions regarding such programs to financial counselors or other contact persons.
- 12.3 Annual Training. All Patient Financial Services and Access department staff, and other applicable staff shall attend an annual in-service on the RHC hospital Financial Assistance/Charity Care discount program for RHC hospitals, which will be prepared and supervised by the RHC Finance Division, in consultation with the RHC Office of Legal Affairs, the System Compliance Officer and hospital senior management.
13. Collection Activity
- 13.1 General. All RHC hospitals shall engage in reasonable collection activities for collection of the portions of bills for which patients are responsible after application of any Financial Assistance/Charity Care discount, uninsured patient discount, insurance allowances and payment and other applicable adjustments.
- 13.2 Cessation of Collection Efforts on Discounted Amounts. No RHC hospital will engage in or direct collections activity with respect to any discounts on health care charges provided as a result of a determination of eligibility under the hospital's Financial Assistance/Charity Care program, unless it is later determined that the patient omitted relevant information relating to actual income or available assets, or provided false information regarding financial need or other eligibility

POLICY/PROTOCOL		
CATEGORY: Finance		NUMBER: 100.15
TITLE: Financial Assistance/Charity Care and Uninsured Patient Discount Programs (This policy applies to hospitals only)		TITLE NUMBER: 122.05
		PAGE: 16 OF 17
EFFECTIVE DATE: February 2002	REVISION DATE: January 2009	SUPERSEDES: September 2004
REFER TO:		LOCATION:

criteria. Balances remaining after financial assistance discounts are applied will be subject to reasonable collection activity, consistent with this Policy.

- 13.3 Use of Reasonable Legal Processes to Enforce Patient Debt. Reasonable legal process, including the garnishment of wages, may be taken by any RHC Hospital to collect any patient debt remaining after any adjustment or discount for Financial Assistance/Charity Care, uninsured status or other reason, under the following circumstances:

13.3.1 For Uninsured Patients:

- The hospital has given the patient the opportunity to assess the accuracy of the hospital's bill;
- The hospital has given the Uninsured Patient the opportunity to apply for Financial Assistance/Charity Care and/or (a) a reasonable payment plan, or (b) a discount for which the patient is eligible pursuant to the Illinois Patient Uninsured Discount Act;
- The hospital has given the Uninsured Patient at least 60 days after discharge or receipt of services to apply for Financial Assistance/Charity Care;
- If the patient has indicated, and the hospital is able to verify, that the patient is unable to pay the full amount due in one payment, the hospital has offered the patient a reasonable payment plan;
- If the hospital and patient have entered into a reasonable payment plan, the patient has failed to make payments when due; and
- There is objective evidence that the patient's household income and/or assets are sufficient to meet his or her financial obligation to the hospital.

POLICY PROTOCOL		
CATEGORY: Finance		NUMBER: 100.15
TITLE: Financial Assistance/Charity Care and Uninsured Patient Discount Programs (This policy applies to hospitals only)		TITLE NUMBER: 122.05
		PAGE: 17 OF 17
EFFECTIVE DATE: February 2002	REVISION DATE: January 2009	SUPERSEDES: September 2004
REFER TO:		LOCATION:

13.3.2 For Insured Patients:

- The hospital has provided the patient the opportunity, for at least 30 days after the date of the initial bill, to request a reasonable payment plan for the portion of the bill for which the patient is responsible;
- If the patient requests a reasonable payment plan, and fails to agree to a plan within 30 days after such request; and
- If the hospital and patient have entered into a reasonable payment plan, the patient has failed to make payments when due.

13.4 Residential Liens. No RHC hospital will place a lien on the primary residence of a patient who has been determined to be eligible for Financial Assistance/Charity Care, for payment of the patient's undiscounted balance due. Further, consistent with long-standing RHC policy, in no case will any RHC provider execute a lien by forcing the sale or foreclosure of the primary residence of any patient to pay for any outstanding medical bill.

13.5 No Use of Body Attachments. In accordance with long-standing practice, no RHC hospital will use body attachment to require any person, whether receiving Financial Assistance/Charity Care discounts or not, to appear in court.

13.6 Collection Agency Referrals. RHC hospitals will ensure that all collection agencies used to collect patient bills promptly refer any patient who indicates financial need, or otherwise appears to qualify for Financial Assistance/Charity Care discounts, to a financial counselor to determine if the patient is eligible for such a charitable discount.

HEALTH CARE SYSTEM

The proposed change of ownership will not restrict the use of other area facilities, nor will it have an impact on other area providers. For purposes of this section, health care system refers to the combined Resurrection and Provena systems.

Impact of the Proposed Transaction on Other Area Providers

Following the change of ownership, Saint Joseph Hospital will continue to operate with an “open” Medical Staff model, meaning that qualified physicians both can apply for admitting privileges at the hospital, and admit patients to the hospital on a voluntary basis—the physicians will not be required to admit only to Saint Joseph Hospital. In addition, the hospital’s Emergency Department will maintain its current designated level, that being “comprehensive”. As a result, ambulance and paramedic transport patterns will not be altered because of the change of ownership. Last, because the admissions policies of the hospital will not be changed to become more restrictive (please see ATTACHMENT 19B), patients will not be “deflected” from Saint Joseph Hospital to other area facilities as a result of the change of ownership.

Other Facilities Within the Acquiring Co-Applicants’ Health Care System

Upon the completion of the merger, twelve other hospitals will be in the new Health Care System. All of those hospitals, with the exception of Holy Family Medical

Center, which operates as a Long-Term Acute Care Hospital (LTACH), operate as general acute care hospitals. The table below identifies the distance and driving time (MapQuest, unadjusted) from Saint Joseph Hospital to each of the other hospitals in the Health Care System.

Proximity of Saint Joseph Hospital (2900 N. Lake Shore Drive Chicago) to:				
			Miles	Minutes
Saint Francis Hospital	355 Ridge Avenue	Evanston	7.1	18
Saint Joseph Hospital	7435 W. Talcott Avenue	Chicago	11.2	23
Saint Mary of Nazareth Hospital and St. Elizabeth's Med. Ctr.	2233 W. Division Street	Chicago	4.8	15
Our Lady of Resurrection Med. Ctr.	5645 West Addison Street	Chicago	8	22
Holy Family Medical Center	100 North River Road	Des Plaines	18.8	34
Provena United Samaritans Med. Ctr.	812 North Logan Street	Danville	174.6	186
Provena Covenant Medical Center	1400 West Park Avenue	Urbana	143.6	156
Provena Mercy Medical Center	1325 N. Highland Avenue	Aurora	44.7	65
Provena Saint Joseph Hospital	77 North Airlite Street	Elgin	43.9	62
Provena Saint Joseph Medical Ctr.	333 North Madison Street	Joliet	50.9	69
Provena St. Mary's Hospital	500 West Court Street	Kankakee	65	82

Source: MapQuest, 02/22/2011

Consistent with a technical assistance conference held with IHFSRB Staff on February 14, 2011, historical utilization of the other facilities in the Health Care System is provided in the form of 2009 IDPH *Profiles* for those individual facilities, and those documents are attached.

Referral Agreements

Copies of Saint Joseph Hospital's current referral agreements related to IDPH "categories of service" not provided directly by the hospital are attached. It is the intent

of the applicants to retain all of Saint Joseph Hospital's referral agreements, and each provider with which a referral agreement exists will be notified of the change of ownership. Each of the existing referral agreements will continue in their current form until those agreements are revised and/or supplemented, if and as necessary. That revision process is anticipated to take 6-12 months from the date of the change of ownership.

The table below identifies the driving time and distance between Saint Joseph Hospital and each hospital with which SJH maintains a referral agreement.

Referral Site	Service	Miles*	Minutes*
Children's Memorial Hospital 2300 Children's Plaza Chicago	pediatrics	1.5	5
*MapQuest (unadjusted) March 3, 2011			

Duplication of Services

As certified in this application, the applicants fully intend to retain Saint Joseph Hospital's clinical programmatic complement for a minimum of two years. An initial evaluation of the clinical services provided by Saint Joseph Hospital would suggest that the hospital provides few, if any, clinical services not typically provided by general acute care hospitals. In addition, and as can be seen from the proximity data provided in the table above, the hospitals in the Health Care System do not have service areas that overlap.

Availability of Services to the Community

The proposed merger will, because of the strength of the newly-created system, allow for the development of important operations-based services that are not currently available. Examples of these new programs, which will benefit the community, and particularly the patient community are an electronic medical records (EMR) vehicle anticipated to be implemented system-wide, enhanced physician practice-hospital integration, more efficient equipment planning, replacement and procurement systems, and expanded material management programs; all of which will benefit the community through the resultant efficiencies in the delivery of patient care services.

In addition, Saint Joseph Hospital is a primary provider of both hospital- and community-based health care programs in its community, and it is the intent of the applicants to provide a very similar community-based program complement, understanding that in the case of all hospitals, the complement of community programs is not static, and that from time-to-time programs are added or eliminated.

Ownership, Management and General Information

ADMINISTRATOR NAME: Sister Donna Marie C.R.
 ADMINISTRATOR PHONE: 773-792-5153
 OWNERSHIP: Resurrection Medical Center
 OPERATOR: Resurrection Medical Center
 MANAGEMENT: Not for Profit Corporation
 CERTIFICATION: None
 FACILITY DESIGNATION: General Hospital
 ADDRESS: 7435 West Talcott Avenue

Patients by Race

White 90.7%
 Black 1.7%
 American Indian 0.0%
 Asian 1.7%
 Hawaiian/ Pacific 0.3%
 Unknown: 5.5%

Patients by Ethnicity

Hispanic or Latino: 2.4%
 Not Hispanic or Latino: 92.0%
 Unknown: 5.5%
 IDPH Number: 1974
 HPA A-01
 HSA 6

CITY: Chicago

COUNTY: Suburban Cook (Chicago)

Facility Utilization Data by Category of Service

Clinical Service	Authorized CON Beds 12/31/2009	Peak Beds Setup and Staffed	Peak Census	Admissions	Inpatient Days	Observation Days	Average Length of Stay	Average Daily Census	CON Occupancy 12/31/2009	Staff Bed Occupancy Rate %
Medical/Surgical	214	225	190	11,399	53,786	2,530	4.9	154.3	72.1	68.6
0-14 Years				0	0					
15-44 Years				835	2,851					
45-64 Years				2,406	10,186					
65-74 Years				2,188	10,249					
75 Years +				5,970	30,500					
Pediatric	17	18	8	230	455	18	2.1	1.3	7.6	7.2
Intensive Care	41	30	30	2,838	8,856	0	3.1	24.3	59.2	80.9
Direct Admission				1,760	5,510					
Transfers				1,078	3,346					
Obstetric/Gynecology	23	31	31	1,053	2,466	64	2.4	6.9	30.1	22.4
Maternity				1,003	2,385					
Clean Gynecology				50	81					
Neonatal	0	0	0	0	0	0	0.0	0.0	0.0	0.0
Long Term Care	0	0	0	0	0	0	0.0	0.0	0.0	0.0
Swing Beds				0	0		0.0	0.0		
Acute Mental Illness	0	0	0	0	0	0	0.0	0.0	0.0	0.0
Rehabilitation	65	61	59	1,370	17,925	0	13.1	49.1	75.6	80.5
Long-Term Acute Care	0	0	0	0	0	0	0.0	0.0	0.0	0.0
<i>Dedicated Observation</i>	0					0				
Facility Utilization	360			15,812	83,488	2,612	5.4	236.9	65.5	

(Includes ICU Direct Admissions Only)

Inpatients and Outpatients Served by Payer Source

	Medicare	Medicaid	Other Public	Private Insurance	Private Pay	Charity Care	Totals
Inpatients	62.0%	8.6%	0.1%	26.9%	1.0%	1.4%	15,812
	9805	1360	13	4253	161	220	
Outpatients	39.2%	15.0%	0.1%	42.7%	2.2%	0.8%	159,245
	62394	23859	137	67967	3551	1337	

Financial Year Reported:	7/1/2008 to 6/30/2009		<u>Inpatient and Outpatient Net Revenue by Payer Source</u>					Charity Care Expense	Total Charity Care Expense 1,869,515
	Medicare	Medicaid	Other Public	Private Insurance	Private Pay	Totals			
Inpatient Revenue (\$)	65.7%	4.3%	0.0%	28.6%	1.4%	100.0%	1,195,049	Totals: Charity Care as % of Net Revenue	
	127,765,641	8,348,093	0	55,727,368	2,769,114	194,610,216			
Outpatient Revenue (\$)	26.9%	6.1%	0.0%	64.8%	2.3%	100.0%	674,466	0.7%	
	22,972,910	5,210,335	0	55,408,824	1,926,915	85,518,984			

Birth Data

Number of Total Births: 1,038
 Number of Live Births: 1,026
 Birthing Rooms: 0
 Labor Rooms: 0
 Delivery Rooms: 0
 Labor-Delivery-Recovery Rooms: 0
 Labor-Delivery-Recovery-Postpartum Rooms: 17
 C-Section Rooms: 2
 CSections Performed: 312

Newborn Nursery Utilization

Level 1 Patient Days 1,664
 Level 2 Patient Days 1,653
 Level 2+ Patient Days 90
 Total Nursery Patientdays 3,407

Organ Transplantation

Kidney: 0
 Heart: 0
 Lung: 0
 Heart/Lung: 0
 Pancreas: 0
 Liver: 0
 Total: 0

Laboratory Studies

Inpatient Studies 511,319
 Outpatient Studies 438,246
 Studies Performed Under Contract 88,504

Surgery and Operating Room Utilization

Surgical Specialty	Operating Rooms				Surgical Cases		Surgical Hours			Hours per Case	
	Inpatient	Outpatient	Combined	Total	Inpatient	Outpatient	Inpatient	Outpatient	Total Hours	Inpatient	Outpatient
Cardiovascular	0	0	2	2	561	101	1886	131	2017	3.4	1.3
Dermatology	0	0	0	0	0	0	0	0	0	0.0	0.0
General	0	0	9	9	1066	993	1845	1092	2937	1.7	1.1
Gastroenterology	0	0	0	0	0	0	0	0	0	0.0	0.0
Neurology	0	0	0	0	318	44	1060	93	1153	3.3	2.1
OB/Gynecology	0	0	0	0	243	625	565	526	1091	2.3	0.8
Oral/Maxillofacial	0	0	0	0	6	28	18	76	94	3.0	2.7
Ophthalmology	0	0	0	0	52	916	98	801	899	1.9	0.9
Orthopedic	0	0	0	0	855	546	1539	731	2270	1.8	1.3
Otolaryngology	0	0	0	0	90	336	164	371	535	1.8	1.1
Plastic Surgery	0	0	0	0	13	60	22	83	105	1.7	1.4
Podiatry	0	0	0	0	53	74	70	125	195	1.3	1.7
Thoracic	0	0	0	0	179	16	435	24	459	2.4	1.5
Urology	0	0	1	1	350	815	605	584	1189	1.7	0.7
Totals	0	0	12	12	3786	4554	8307	4637	12944	2.2	1.0

SURGICAL RECOVERY STATIONS Stage 1 Recovery Stations 12 Stage 2 Recovery Stations 20

Dedicated and Non-Dedicated Procedure Room Utilization

Procedure Type	Procedure Rooms				Surgical Cases		Surgical Hours			Hours per Case	
	Inpatient	Outpatient	Combined	Total	Inpatient	Outpatient	Inpatient	Outpatient	Total Hours	Inpatient	Outpatient
Gastrointestinal	0	0	5	5	1579	3774	970	2519	3489	0.6	0.7
Laser Eye Procedures	0	2	0	2	0	16	0	10	10	0.0	0.6
Pain Management	0	0	4	4	191	6576	143	4932	5075	0.7	0.8
Cystoscopy	0	0	0	0	0	0	0	0	0	0.0	0.0
Multipurpose Non-Dedicated Rooms											
	0	0	0	0	0	0	0	0	0	0.0	0.0
	0	0	0	0	0	0	0	0	0	0.0	0.0
	0	0	0	0	0	0	0	0	0	0.0	0.0

Cardiac Catheterization Labs

Total Cath Labs (Dedicated+Nondedicated labs):	4
Cath Labs used for Angiography procedures	0
Dedicated Diagnostic Catheterization Labs	0
Dedicated Interventional Catheterization Labs	0
Dedicated EP Catheterization Labs	1

Emergency/Trauma Care

Certified Trauma Center by EMS	<input type="checkbox"/>
Level of Trauma Service	Level 1 Level 2
	--- ---
Operating Rooms Dedicated for Trauma Care	0
Number of Trauma Visits:	0
Patients Admitted from Trauma	0
Emergency Service Type:	Comprehensive
Number of Emergency Room Stations	21
Persons Treated by Emergency Services:	38,300
Patients Admitted from Emergency:	9,625
Total ED Visits (Emergency+Trauma):	38,300

Cardiac Catheterization Utilization

Total Cardiac Cath Procedures:	3,366
Diagnostic Catheterizations (0-14)	0
Diagnostic Catheterizations (15+)	1,987
Interventional Catheterizations (0-14):	0
Interventional Catheterization (15+)	813
EP Catheterizations (15+)	566

Cardiac Surgery Data

Total Cardiac Surgery Cases:	215
Pediatric (0 - 14 Years):	0
Adult (15 Years and Older):	215
Coronary Artery Bypass Grafts (CABGs) performed of total Cardiac Cases :	147

Outpatient Service Data

Total Outpatient Visits	159,245
Outpatient Visits at the Hospital/ Campus:	159,245
Outpatient Visits Offsite/off campus	0

Diagnostic/Interventional Equipment

	Examinations			
	Owned	Contract	Inpatient	Outpatient
General Radiography/Fluoroscopy	9	0	33,176	30,020
Nuclear Medicine	5	0	3,504	5,520
Mammography	2	0	19	19,164
Ultrasound	9	0	6,240	11,421
Diagnostic Angiography	0	0	0	0
Interventional Angiography	0	0	0	0
Positron Emission Tomography (PET)	1	0	8	724
Computerized Axial Tomography (CAT)	3	0	12,006	18,683
Magnetic Resonance Imaging	2	0	2,390	5,544

Radiation Equipment

	Radiation Equipment		Therapies/ Treatments
	Owned	Contract	
Lithotripsy	0	0	0
Linear Accelerator	1	0	4,907
Image Guided Rad Therapy	1	0	5108
Intensity Modulated Rad Therap	0	0	0
High Dose Brachytherapy	1	0	73
Proton Beam Therapy	0	0	0
Gamma Knife	0	0	0
Cyber knife	0	0	0

Ownership, Management and General Information

ADMINISTRATOR NAME: Jeff Murphy
ADMINISTRATOR PHONE: 847-316-2353
OWNERSHIP: Saint Francis Hospital
OPERATOR: Saint Francis Hospital
MANAGEMENT: Not for Profit Corporation
CERTIFICATION: None
FACILITY DESIGNATION: General Hospital
ADDRESS: 355 Ridge Avenue

Patients by Race

White 48.2%
 Black 23.5%
 American Indian 0.3%
 Asian 4.0%
 Hawaiian/ Pacific 0.0%
 Unknown: 24.1%

Patients by Ethnicity

Hispanic or Latino: 7.4%
 Not Hispanic or Latino: 75.9%
 Unknown: 16.7%
 IDPH Number: 2402
 HPA A-08
 HSA 7

CITY: Evanston

COUNTY: Suburban Cook County

Facility Utilization Data by Category of Service

Clinical Service	Authorized CON Beds 12/31/2009	Peak Beds Setup and Staffed	Peak Census	Admissions	Inpatient Days	Observation Days	Average Length of Stay	Average Daily Census	CON Occupancy 12/31/2009	Staff Bed Occupancy Rate %
Medical/Surgical	206	157	135	5,662	28,734	4,032	5.8	89.8	43.6	57.2
0-14 Years				0	0					
15-44 Years				889	3,318					
45-64 Years				1,741	8,300					
65-74 Years				1,151	6,190					
75 Years +				1,881	10,926					
Pediatric	12	12	6	283	636	211	3.0	2.3	19.3	19.3
Intensive Care	35	35	32	2,280	7,775	85	3.4	21.5	61.5	61.5
Direct Admission				1,678	5,840					
Transfers				602	1,935					
Obstetric/Gynecology	18	12	12	850	2,148	152	2.7	6.3	35.0	52.5
Maternity				714	1,862					
Clean Gynecology				136	286					
Neonatal	0	0	0	0	0	0	0.0	0.0	0.0	0.0
Long Term Care	0	0	0	0	0	0	0.0	0.0	0.0	0.0
Swing Beds				0	0		0.0	0.0		
Acute Mental Illness	0	0	0	0	0	0	0.0	0.0	0.0	0.0
Rehabilitation	0	0	0	0	0	0	0.0	0.0	0.0	0.0
Long-Term Acute Care	0	0	0	0	0	0	0.0	0.0	0.0	0.0
<i>Dedicated Observation</i>	0					0				
Facility Utilization	271			8,473	39,293	4,480	5.2	119.9	44.3	

(Includes ICU Direct Admissions Only)

Inpatients and Outpatients Served by Payor Source

	Medicare	Medicaid	Other Public	Private Insurance	Private Pay	Charity Care	Totals
Inpatients	48.1%	21.3%	0.0%	25.8%	3.3%	1.5%	8,473
	4072	1806	0	2186	282	127	
Outpatients	27.5%	20.1%	0.0%	20.3%	30.9%	1.2%	117,633
	32308	23699	0	23907	36315	1404	

Financial Year Reported:	Inpatient and Outpatient Net Revenue by Payor Source							Charity Care Expense	Total Charity Care Expense 3,344,304
	7/1/2008 to 6/30/2009	Medicare	Medicaid	Other Public	Private Insurance	Private Pay	Totals		
Inpatient Revenue (\$)	47.8%	23.1%	0.0%	26.0%	3.1%	100.0%	1,883,268	Totals: Charity Care as % of Net Revenue	
	52,034,979	25,140,397	0	28,361,084	3,385,602	108,922,062	1,883,268		
Outpatient Revenue (\$)	17.6%	10.5%	0.0%	58.3%	13.6%	100.0%	1,461,036	2.0%	
	10,022,592	5,962,992	0	33,167,642	7,755,578	56,908,804	1,461,036		

Birthing Data

Number of Total Births: 721
 Number of Live Births: 710
 Birthing Rooms: 0
 Labor Rooms: 0
 Delivery Rooms: 0
 Labor-Delivery-Recovery Rooms: 0
 Labor-Delivery-Recovery-Postpartum Rooms: 18
 C-Section Rooms: 2
 CSections Performed: 175

Newborn Nursery Utilization

Level 1 Patient Days 1,729
 Level 2 Patient Days 660
 Level 2+ Patient Days 24
 Total Nursery Patientdays 2,413
Laboratory Studies
 Inpatient Studies 402,225
 Outpatient Studies 229,844
 Studies Performed Under Contract 7,672

Organ Transplantation

Kidney: 0
 Heart: 0
 Lung: 0
 Heart/Lung: 0
 Pancreas: 0
 Liver: 0
 Total: 0

* Note: On 4/22/2009, Board approved the voluntary reduction of 104 beds within Medical Surgical, Pediatric, Ob-Gyn and ICU categories of service. The total bed count for the facility is 271 beds.

Surgery and Operating Room Utilization

Surgical Specialty	Operating Rooms				Surgical Cases		Surgical Hours			Hours per Case	
	Inpatient	Outpatient	Combined	Total	Inpatient	Outpatient	Inpatient	Outpatient	Total Hours	Inpatient	Outpatient
Cardiovascular	0	0	2	2	168	12	604	19	623	3.6	1.6
Dermatology	0	0	0	0	0	0	0	0	0	0.0	0.0
General	0	0	2	2	1096	801	2218	990	3208	2.0	1.2
Gastroenterology	0	0	2	2	0	0	0	0	0	0.0	0.0
Neurology	0	0	1	1	78	8	244	13	257	3.1	1.6
OB/Gynecology	0	0	1	1	188	277	514	342	856	2.7	1.2
Oral/Maxillofacial	0	0	0	0	0	0	0	0	0	0.0	0.0
Ophthalmology	0	0	2	2	22	744	24	584	608	1.1	0.8
Orthopedic	0	0	2	2	565	706	1379	1001	2380	2.4	1.4
Otolaryngology	0	0	0	0	58	161	90	219	309	1.6	1.4
Plastic Surgery	0	0	1	1	23	54	82	94	176	3.6	1.7
Podiatry	0	0	0	0	9	92	12	121	133	1.3	1.3
Thoracic	0	0	0	0	0	0	0	0	0	0.0	0.0
Urology	0	0	2	2	141	147	223	129	352	1.6	0.9
Totals	0	0	15	15	2348	3002	5390	3512	8902	2.3	1.2

SURGICAL RECOVERY STATIONS Stage 1 Recovery Stations 11 Stage 2 Recovery Stations 28

Dedicated and Non-Dedicated Procedure Room Utilization

Procedure Type	Procedure Rooms				Surgical Cases		Surgical Hours			Hours per Case	
	Inpatient	Outpatient	Combined	Total	Inpatient	Outpatient	Inpatient	Outpatient	Total Hours	Inpatient	Outpatient
Gastrointestinal	0	0	3	3	808	1830	616	1427	2043	0.8	0.8
Laser Eye Procedures	0	0	0	0	0	0	0	0	0	0.0	0.0
Pain Management	0	0	1	1	21	542	20	351	371	1.0	0.6
Cystoscopy	0	0	2	2	113	132	130	113	243	1.2	0.9
Multipurpose Non-Dedicated Rooms											
	0	0	0	0	0	0	0	0	0	0.0	0.0
	0	0	0	0	0	0	0	0	0	0.0	0.0
	0	0	0	0	0	0	0	0	0	0.0	0.0

Cardiac Catheterization Labs

Total Cath Labs (Dedicated+Nondedicated labs):	2
Cath Labs used for Angiography procedures	0
Dedicated Diagnostic Catheterization Labs	0
Dedicated Interventional Catheterization Labs	0
Dedicated EP Catheterization Labs	0

Emergency/Trauma Care

Certified Trauma Center by EMS	<input checked="" type="checkbox"/>
Level of Trauma Service	Level 1 Adult Level 2 ---
Operating Rooms Dedicated for Trauma Care	2
Number of Trauma Visits:	851
Patients Admitted from Trauma	491
Emergency Service Type:	Comprehensive
Number of Emergency Room Stations	20
Persons Treated by Emergency Services:	34,500
Patients Admitted from Emergency:	5,956
Total ED Visits (Emergency+Trauma):	35,351

Cardiac Catheterization Utilization

Total Cardiac Cath Procedures:	836
Diagnostic Catheterizations (0-14)	0
Diagnostic Catheterizations (15+)	524
Interventional Catheterizations (0-14):	0
Interventional Catheterization (15+)	312
EP Catheterizations (15+)	0

Cardiac Surgery Data

Total Cardiac Surgery Cases:	75
Pediatric (0 - 14 Years):	0
Adult (15 Years and Older):	75
Coronary Artery Bypass Grafts (CABGs) performed of total Cardiac Cases :	63

Outpatient Service Data

Total Outpatient Visits	117,633
Outpatient Visits at the Hospital/ Campus:	106,748
Outpatient Visits Offsite/off campus	10,885

Diagnostic/Interventional Equipment

	Examinations			
	Owned	Contract	Inpatient	Outpatient
General Radiography/Fluoroscopy	4	0	13,559	29,471
Nuclear Medicine	2	0	1,028	2,280
Mammography	3	0	0	10,623
Ultrasound	4	0	1,473	4,435
Diagnostic Angiography	0	0	0	0
Interventional Angiography	0	0	0	0
Positron Emission Tomography (PET)	0	1	0	128
Computerized Axial Tomography (CAT)	2	0	2,988	18,677
Magnetic Resonance Imaging	1	0	897	2,119

Radiation Equipment

	Radiation Equipment		Therapies/ Treatments
	Owned	Contract	
Lithotripsy	0	0	0
Linear Accelerator	1	0	119
Image Guided Rad Therapy	0	0	0
Intensity Modulated Rad Therap	1	0	74
High Dose Brachytherapy	0	0	0
Proton Beam Therapy	0	0	0
Gamma Knife	0	0	0
Cyber knife	0	0	0

Ownership, Management and General Information

ADMINISTRATOR NAME: Margaret McDermott
ADMINSTRATOR PHONE: 312-770-2115
OWNERSHIP: Saints Mary and Elizabeth Medical Center DBA Saint
OPERATOR: Saints Mary and Elizabeth Medical Center DBA Saint
MANAGEMENT: Not for Profit Corporation
CERTIFICATION: None
FACILITY DESIGNATION: General Hospital
ADDRESS: 2233 West Divison Street

Patients by Race

White 21.0%
 Black 25.7%
 American Indian 0.1%
 Asian 1.3%
 Hawaiian/ Pacific 0.0%
 Unknown: 52.0%

Patients by Ethnicity

Hispanic or Latino: 13.8%
 Not Hispanic or Latino: 85.9%
 Unknown: 0.3%
 IDPH Number: 2584
 HPA A-02
 HSA 6

CITY: Chicago

COUNTY: Suburban Cook (Chicago)

Facility Utilization Data by Category of Service

Clinical Service	Authorized CON Beds 12/31/2009	Peak Beds Setup and Staffed	Peak Census	Admissions	Inpatient Days	Observation Days	Average Length of Stay	Average Daily Census	CON Occupancy 12/31/2009	Staff Bed Occupancy Rate %
Medical/Surgical	186	186	152	10,373	48,081	3,623	5.0	141.7	76.2	76.2
0-14 Years				10	20					
15-44 Years				2,528	8,045					
45-64 Years				3,883	17,282					
65-74 Years				1,831	9,616					
75 Years +				2,121	13,118					
Pediatric	14	14	14	925	2,092	535	2.8	7.2	51.4	51.4
Intensive Care	32	32	30	2,010	7,979	5	4.0	21.9	68.4	68.4
Direct Admission				1,204	4,536					
Transfers				806	3,443					
Obstetric/Gynecology	20	20	20	2,199	5,113	235	2.4	14.7	73.3	73.3
Maternity				2,193	5,103					
Clean Gynecology				6	10					
Neonatal	0	0	0	0	0	0	0.0	0.0	0.0	0.0
Long Term Care	0	0	0	0	0	0	0.0	0.0	0.0	0.0
Swing Beds				0	0		0.0	0.0		
Acute Mental Illness	120	120	120	3,968	34,495	0	8.7	94.5	78.8	78.8
Rehabilitation	15	15	15	325	3,847	0	11.8	10.5	70.3	70.3
Long-Term Acute Care	0	0	0	0	0	0	0.0	0.0	0.0	0.0
<i>Dedicated Observation</i>	0					0				
Facility Utilization	387			18,994	101,607	4,398	5.6	290.4	75.0	

(Includes ICU Direct Admissions Only)

Inpatients and Outpatients Served by Payor Source

	Medicare	Medicaid	Other Public	Private Insurance	Private Pay	Charity Care	Totals
Inpatients	34.1%	42.9%	0.0%	18.8%	2.1%	2.1%	18,994
	6478	8142	8	3562	402	402	
Outpatients	20.6%	42.5%	0.1%	30.7%	3.3%	2.8%	160,335
	33067	68076	170	49228	5270	4524	

Financial Year Reported:	7/1/2008 to 6/30/2009		Inpatient and Outpatient Net Revenue by Payor Source						Total Charity Care Expense 2,662,595
	Medicare	Medicaid	Other Public	Private Insurance	Private Pay	Totals	Charity Care Expense		
Inpatient Revenue (\$)	36.8%	34.8%	0.0%	18.9%	9.5%	100.0%			
	64,870,370	61,419,970	0	33,285,730	16,816,201	176,392,271	1,394,629	Totals: Charity Care as % of Net Revenue	
Outpatient Revenue (\$)	16.6%	32.9%	0.0%	31.8%	18.7%	100.0%			
	11,265,066	22,276,179	0	21,509,882	12,633,284	67,684,411	1,267,966	1.1%	

Birthing Data

Number of Total Births: 2,014
 Number of Live Births: 2,004
 Birthing Rooms: 0
 Labor Rooms: 0
 Delivery Rooms: 0
 Labor-Delivery-Recovery Rooms: 8
 Labor-Delivery-Recovery-Postpartum Rooms: 0
 C-Section Rooms: 2
 CSections Performed: 544

Newborn Nursery Utilization

Level 1 Patient Days 3,691
 Level 2 Patient Days 0
 Level 2+ Patient Days 1,409
 Total Nursery Patientdays 5,100

Organ Transplantation

Kidney: 0
 Heart: 0
 Lung: 0
 Heart/Lung: 0
 Pancreas: 0
 Liver: 0
 Total: 0

Laboratory Studies

Inpatient Studies 641,498
 Outpatient Studies 251,694
 Studies Performed Under Contract 3,466

Surgery and Operating Room Utilization

Surgical Specialty	Operating Rooms				Surgical Cases		Surgical Hours			Hours per Case	
	Inpatient	Outpatient	Combined	Total	Inpatient	Outpatient	Inpatient	Outpatient	Total Hours	Inpatient	Outpatient
Cardiovascular	0	0	1	1	843	87	2000	135	2135	2.4	1.6
Dermatology	0	0	0	0	0	0	0	0	0	0.0	0.0
General	0	0	6	6	963	704	1561	767	2328	1.6	1.1
Gastroenterology	0	0	0	0	5	15	7	9	16	1.4	0.6
Neurology	0	0	0	0	156	3	589	7	596	3.8	2.3
OB/Gynecology	0	0	0	0	519	499	744	403	1147	1.4	0.8
Oral/Maxillofacial	0	0	0	0	9	9	9	18	27	1.0	2.0
Ophthalmology	0	0	0	0	2	149	4	229	233	2.0	1.5
Orthopedic	0	0	0	0	325	162	637	217	854	2.0	1.3
Otolaryngology	0	0	0	0	70	99	66	109	175	0.9	1.1
Plastic Surgery	0	0	0	0	20	9	44	19	63	2.2	2.1
Podiatry	0	0	0	0	103	125	93	171	264	0.9	1.4
Thoracic	0	0	0	0	173	26	297	17	314	1.7	0.7
Urology	0	0	1	1	324	298	447	300	747	1.4	1.0
Totals	0	0	8	8	3512	2185	6498	2401	8899	1.9	1.1

SURGICAL RECOVERY STATIONS Stage 1 Recovery Stations 9 Stage 2 Recovery Stations 19

Dedicated and Non-Dedicated Procedure Room Utilization

Procedure Type	Procedure Rooms				Surgical Cases		Surgical Hours			Hours per Case	
	Inpatient	Outpatient	Combined	Total	Inpatient	Outpatient	Inpatient	Outpatient	Total Hours	Inpatient	Outpatient
Gastrointestinal	0	0	3	3	1767	3958	628	1534	2162	0.4	0.4
Laser Eye Procedures	0	0	0	0	0	0	0	0	0	0.0	0.0
Pain Management	0	0	0	0	0	0	0	0	0	0.0	0.0
Cystoscopy	0	0	0	0	0	0	0	0	0	0.0	0.0
Multipurpose Non-Dedicated Rooms											
	0	0	0	0	0	0	0	0	0	0.0	0.0
	0	0	0	0	0	0	0	0	0	0.0	0.0
	0	0	0	0	0	0	0	0	0	0.0	0.0

Cardiac Catheterization Labs

Total Cath Labs (Dedicated+Nondedicated labs):	2
Cath Labs used for Angiography procedures	0
Dedicated Diagnostic Catheterization Labs	0
Dedicated Interventional Catheterization Labs	0
Dedicated EP Catheterization Labs	0

Emergency/Trauma Care

Certified Trauma Center by EMS	<input type="checkbox"/>
Level of Trauma Service	Level 1 Level 2
Operating Rooms Dedicated for Trauma Care	0
Number of Trauma Visits:	0
Patients Admitted from Trauma	0
Emergency Service Type:	Comprehensive
Number of Emergency Room Stations	31
Persons Treated by Emergency Services:	57,393
Patients Admitted from Emergency:	11,665
Total ED Visits (Emergency+Trauma):	57,393

Cardiac Catheterization Utilization

Total Cardiac Cath Procedures:	1,438
Diagnostic Catheterizations (0-14)	0
Diagnostic Catheterizations (15+)	852
Interventional Catheterizations (0-14):	0
Interventional Catheterization (15+)	268
EP Catheterizations (15+)	318

Cardiac Surgery Data

Total Cardiac Surgery Cases:	75
Pediatric (0 - 14 Years):	0
Adult (15 Years and Older):	75
Coronary Artery Bypass Grafts (CABGs) performed of total Cardiac Cases :	61

Outpatient Service Data

Total Outpatient Visits	160,335
Outpatient Visits at the Hospital/ Campus:	160,335
Outpatient Visits Offsite/off campus	0

Diagnostic/Interventional Equipment

	Examinations			
	Owned	Contract	Inpatient	Outpatient
General Radiography/Fluoroscopy	8	0	15,828	37,232
Nuclear Medicine	3	0	1,871	2,905
Mammography	1	0	23	4,690
Ultrasound	4	0	3,416	16,042
Diagnostic Angiography	0	0	0	0
Interventional Angiography	0	0	0	0
Positron Emission Tomography (PET)	0	0	0	0
Computerized Axial Tomography (CAT)	2	0	4,168	18,333
Magnetic Resonance Imaging	1	0	1,315	2,749

Radiation Equipment

	Radiation Equipment		Therapies/ Treatments
	Owned	Contract	
Lithotripsy	1	1	6
Linear Accelerator	1	0	124
Image Guided Rad Therapy	0	0	0
Intensity Modulated Rad Therap	0	0	0
High Dose Brachytherapy	0	0	0
Proton Beam Therapy	0	0	0
Gamma Knife	0	0	0
Cyber knife	0	0	0

<u>Ownership, Management and General Information</u>		<u>Patients by Race</u>		<u>Patients by Ethnicity</u>	
ADMINISTRATOR NAME:	Roberta Luskin-Hawk	White	68.6%	Hispanic or Latino:	7.6%
ADMINISTRATOR PHONE:	773-665-3972	Black	18.6%	Not Hispanic or Latino:	84.2%
OWNERSHIP:	Saint Joseph Hospital	American Indian	0.1%	Unknown:	8.2%
OPERATOR:	Saint Joseph Hospital	Asian	3.9%	IDPH Number:	2493
MANAGEMENT:	Not for Profit Corporation	Hawaiian/ Pacific	0.5%	HPA	A-01
CERTIFICATION:	None	Unknown:	8.2%	HSA	6
FACILITY DESIGNATION:	General Hospital				
ADDRESS:	2900 North Lake Shore Drive	CITY:	Chicago	COUNTY:	Suburban Cook (Chicago)

<u>Facility Utilization Data by Category of Service</u>										
<u>Clinical Service</u>	Authorized CON Beds 12/31/2009	Peak Beds Setup and Staffed	Peak Census	Admissions	Inpatient Days	Observation Days	Average Length of Stay	Average Daily Census	CON Occupancy 12/31/2009	Staff Bed Occupancy Rate %
Medical/Surgical	219	186	186	7,862	36,064	2,485	4.9	105.6	48.2	56.8
0-14 Years				1	6					
15-44 Years				1,901	9,333					
45-64 Years				2,550	11,595					
65-74 Years				1,060	4,252					
75 Years +				2,350	10,878					
Pediatric	11	7	7	293	754	137	3.0	2.4	22.2	34.9
Intensive Care	23	21	21	1,587	6,734	65	4.3	18.6	81.0	88.7
Direct Admission				696	3,753					
Transfers				891	2,981					
Obstetric/Gynecology	23	23	23	1,925	4,453	103	2.4	12.5	54.3	54.3
Maternity				1,903	4,406					
Clean Gynecology				22	47					
Neonatal	0	0	0	0	0	0	0.0	0.0	0.0	0.0
Long Term Care	26	26	26	652	5,996	0	9.2	16.4	63.2	63.2
Swing Beds				0	0		0.0	0.0		
Acute Mental Illness	35	34	34	1,312	9,266	1	7.1	25.4	72.5	74.7
Rehabilitation	23	23	17	448	4,367	0	9.7	12.0	52.0	52.0
Long-Term Acute Care	0	0	0	0	0	0	0.0	0.0	0.0	0.0
Dedicated Observation	0					0				
Facility Utilization	360			13,188	67,634	2,791	5.3	192.9	53.6	

(Includes ICU Direct Admissions Only)

<u>Inpatients and Outpatients Served by Payor Source</u>							
	Medicare	Medicaid	Other Public	Private Insurance	Private Pay	Charity Care	Totals
Inpatients	43.6%	16.2%	0.2%	37.7%	1.2%	1.1%	13,188
	5747	2142	22	4972	161	144	
Outpatients	26.2%	15.8%	0.1%	52.9%	5.1%	1.0%	188,191
	47383	29662	158	99559	9558	1871	

<u>Financial Year Reported:</u>	<u>Inpatient and Outpatient Net Revenue by Payor Source</u>							Charity Care Expense	Total Charity Care Expense
	7/1/2008 to	6/30/2009	Medicare	Medicaid	Other Public	Private Insurance	Private Pay		
Inpatient Revenue (\$)	64,832,024	19,290,122	48.8%	13.9%	0.0%	36.8%	2.5%	100.0%	1,487,626
Outpatient Revenue (\$)	8,703,376	1,963,278	16.1%	3.6%	0.0%	72.0%	8.2%	100.0%	Totals: Charity Care as % of Net Revenue
									0.8%

<u>Birth Data</u>		<u>Newborn Nursery Utilization</u>		<u>Organ Transplantation</u>	
Number of Total Births:	1,837	Level 1 Patient Days	2,892	Kidney:	0
Number of Live Births:	1,833	Level 2 Patient Days	199	Heart:	0
Birth Rooms:	0	Level 2+ Patient Days	2,812	Lung:	0
Labor Rooms:	0	Total Nursery Patientdays	5,903	Heart/Lung:	0
Delivery Rooms:	0			Pancreas:	0
Labor-Delivery-Recovery Rooms:	1			Liver:	0
Labor-Delivery-Recovery-Postpartum Rooms:	17	<u>Laboratory Studies</u>		Total:	0
C-Section Rooms:	2	Inpatient Studies	434,758		
CSections Performed:	557	Outpatient Studies	111,988		
		Studies Performed Under Contract	4,512		

* Note: On 4/22/2009, Board approved the voluntary reduction of 42 beds within M/S, Ped and ICU categories of service. The total bed count for the facility is 360 beds. IMRT procedures are done on one of the Linear Accelerators.

Surgery and Operating Room Utilization

Surgical Specialty	Operating Rooms				Surgical Cases		Surgical Hours			Hours per Case	
	Inpatient	Outpatient	Combined	Total	Inpatient	Outpatient	Inpatient	Outpatient	Total Hours	Inpatient	Outpatient
Cardiovascular	0	0	1	1	265	136	765	254	1019	2.9	1.9
Dermatology	0	0	0	0	0	0	0	0	0	0.0	0.0
General	0	0	10	10	603	718	1656	1357	3013	2.7	1.9
Gastroenterology	0	0	0	0	22	1	25	1	26	1.1	1.0
Neurology	0	0	0	0	74	21	276	55	331	3.7	2.6
OB/Gynecology	0	0	0	0	280	450	856	729	1585	3.1	1.6
Oral/Maxillofacial	0	0	0	0	4	1	6	1	7	1.5	1.0
Ophthalmology	0	0	0	0	2	987	5	1241	1246	2.5	1.3
Orthopedic	0	0	0	0	362	837	920	1487	2407	2.5	1.8
Otolaryngology	0	0	0	0	66	776	92	998	1090	1.4	1.3
Plastic Surgery	0	0	0	0	39	331	267	1095	1362	6.8	3.3
Podiatry	0	0	0	0	30	241	51	445	496	1.7	1.8
Thoracic	0	0	0	0	40	11	135	20	155	3.4	1.8
Urology	0	0	1	1	133	339	212	473	685	1.6	1.4
Totals	0	0	12	12	1920	4849	5266	8156	13422	2.7	1.7

SURGICAL RECOVERY STATIONS	Stage 1 Recovery Stations	12	Stage 2 Recovery Stations	9
-----------------------------------	---------------------------	----	---------------------------	---

Dedicated and Non-Dedicated Procedure Room Utilization

Procedure Type	Procedure Rooms				Surgical Cases		Surgical Hours			Hours per Case	
	Inpatient	Outpatient	Combined	Total	Inpatient	Outpatient	Inpatient	Outpatient	Total Hours	Inpatient	Outpatient
Gastrointestinal	0	0	4	4	736	3738	879	4219	5098	1.2	1.1
Laser Eye Procedures	0	0	1	1	1	133	3	177	180	3.0	1.3
Pain Management	0	0	1	1	225	954	263	534	797	1.2	0.6
Cystoscopy	0	0	0	0	0	0	0	0	0	0.0	0.0
Multipurpose Non-Dedicated Rooms											
	0	0	0	0	0	0	0	0	0	0.0	0.0
	0	0	0	0	0	0	0	0	0	0.0	0.0
	0	0	0	0	0	0	0	0	0	0.0	0.0

Cardiac Catheterization Labs

Total Cath Labs (Dedicated+Nondedicated labs):	2
Cath Labs used for Angiography procedures	1
Dedicated Diagnostic Catheterization Labs	0
Dedicated Interventional Catheterization Labs	0
Dedicated EP Catheterization Labs	0

Cardiac Catheterization Utilization

Total Cardiac Cath Procedures:	882
Diagnostic Catheterizations (0-14)	0
Diagnostic Catheterizations (15+)	582
Interventional Catheterizations (0-14):	0
Interventional Catheterization (15+)	285
EP Catheterizations (15+)	15

Emergency/Trauma Care

Certified Trauma Center by EMS	<input type="checkbox"/>
Level of Trauma Service	Level 1 Level 2
Operating Rooms Dedicated for Trauma Care	0
Number of Trauma Visits:	0
Patients Admitted from Trauma	0
Emergency Service Type:	Comprehensive
Number of Emergency Room Stations	14
Persons Treated by Emergency Services:	20,131
Patients Admitted from Emergency:	5,311
Total ED Visits (Emergency+Trauma):	20,131

Cardiac Surgery Data

Total Cardiac Surgery Cases:	64
Pediatric (0 - 14 Years):	0
Adult (15 Years and Older):	64
Coronary Artery Bypass Grafts (CABGs) performed of total Cardiac Cases :	53

Outpatient Service Data

Total Outpatient Visits	188,191
Outpatient Visits at the Hospital/ Campus:	160,748
Outpatient Visits Offsite/off campus	27,443

Diagnostic/Interventional Equipment

Examinations

Radiation Equipment

Therapies/ Treatments

	Owned		Contract		Inpatient	Outpatient	Owned		Contract		Therapies/ Treatments
General Radiography/Fluoroscopy	17	0	12,155	22,888			Lithotripsy	0	0	0	
Nuclear Medicine	4	0	611	1,114			Linear Accelerator	1	0	167	
Mammography	3	0	0	8,837			Image Guided Rad Therapy	0	0	0	
Ultrasound	7	0	2,986	11,466			Intensity Modulated Rad Therap	1	0	9	
Diagnostic Angiography	0	0	0	0			High Dose Brachytherapy	1	0	16	
Interventional Angiography	0	0	0	0			Proton Beam Therapy	0	0	0	
Positron Emission Tomography (PET)	0	1	0	391			Gamma Knife	0	0	0	
Computerized Axial Tomography (CAT)	1	0	3,399	9,644			Cyber knife	0	0	0	
Magnetic Resonance Imaging	1	0	1,922	2,478							

Ownership, Management and General Information

ADMINISTRATOR NAME: Margaret McDermott
ADMINISTRATOR PHONE: 312-770-2115
OWNERSHIP: Saints Mary and Elizabeth Medical Center DBA St El
OPERATOR: Saints Mary and Elizabeth Medical Center DBA St El
MANAGEMENT: Not for Profit Corporation
CERTIFICATION: None
FACILITY DESIGNATION: General Hospital
ADDRESS: 1431 North Claremont

Patients by Race

White 19.3%
 Black 59.8%
 American Indian 0.0%
 Asian 0.4%
 Hawaiian/ Pacific 0.0%
 Unknown: 20.5%

Patients by Ethnicity

Hispanic or Latino: 4.0%
 Not Hispanic or Latino: 75.6%
 Unknown: 20.5%
 IDPH Number: 2360
 HPA A-02
 HSA 6

CITY: Chicago

COUNTY: Suburban Cook (Chicago)

Facility Utilization Data by Category of Service

Clinical Service	Authorized CON Beds 12/31/2009	Peak Beds Setup and Staffed	Peak Census	Admissions	Inpatient Days	Observation Days	Average Length of Stay	Average Daily Census	CON Occupancy 12/31/2009	Staff Bed Occupancy Rate %
Medical/Surgical	40	40	40	3,414	9,323	0	2.7	25.5	63.9	63.9
0-14 Years				0	0					
15-44 Years				1,479	3,898					
45-64 Years				1,866	5,225					
65-74 Years				67	194					
75 Years +				2	6					
Pediatric	0	0	0	0	0	0	0.0	0.0	0.0	0.0
Intensive Care	0	0	0	0	0	0	0.0	0.0	0.0	0.0
Direct Admission				0	0					
Transfers				0	0					
Obstetric/Gynecology	0	0	0	0	0	0	0.0	0.0	0.0	0.0
Maternity				0	0					
Clean Gynecology				0	0					
Neonatal	0	0	0	0	0	0	0.0	0.0	0.0	0.0
Long Term Care	28	26	22	525	6,849	0	13.0	18.8	67.0	72.2
Swing Beds				0	0		0.0	0.0		
Acute Mental Illness	40	70	70	2,181	18,452	0	8.5	50.6	126.4	72.2
Rehabilitation	0	0	0	0	0	0	0.0	0.0	0.0	0.0
Long-Term Acute Care	0	0	0	0	0	0	0.0	0.0	0.0	0.0
Dedicated Observation	0					0				
Facility Utilization	108			6,120	34,624	0	5.7	94.9	87.8	

(Includes ICU Direct Admissions Only)

Inpatients and Outpatients Served by Payor Source

	Medicare	Medicaid	Other Public	Private Insurance	Private Pay	Charity Care	Totals
Inpatients	28.2%	65.2%	0.0%	6.0%	0.3%	0.3%	6,120
	1726	3989	0	367	18	20	
Outpatients	21.6%	40.9%	0.1%	32.6%	3.4%	1.4%	25,461
	5505	10402	34	8304	856	360	

Financial Year Reported:

7/1/2008 to 6/30/2009

Inpatient and Outpatient Net Revenue by Payor Source

	Medicare	Medicaid	Other Public	Private Insurance	Private Pay	Totals	Charity Care Expense	Total Charity Care Expense
Inpatient Revenue (\$)	23.9%	70.1%	0.0%	5.5%	0.6%	100.0%	322,570	390,005
	9,280,892	27,203,305	0	2,126,999	216,467	38,827,663		
Outpatient Revenue (\$)	18.3%	43.1%	0.0%	36.1%	4.5%	100.0%	67,435	0.7%
	3,057,316	8,058,125	0	6,755,379	838,631	18,709,451		

Birthing Data

Number of Total Births: 0
 Number of Live Births: 0
 Birthing Rooms: 0
 Labor Rooms: 0
 Delivery Rooms: 0
 Labor-Delivery-Recovery Rooms: 0
 Labor-Delivery-Recovery-Postpartum Rooms: 0
 C-Section Rooms: 0
 CSections Performed: 0

Newborn Nursery Utilization

Level 1 Patient Days: 0
 Level 2 Patient Days: 0
 Level 2+ Patient Days: 0
 Total Nursery Patientdays: 0

Organ Transplantation

Kidney: 0
 Heart: 0
 Lung: 0
 Heart/Lung: 0
 Pancreas: 0
 Liver: 0
 Total: 0

Laboratory Studies

Inpatient Studies: 83,706
 Outpatient Studies: 51,107
 Studies Performed Under Contract: 0

Surgery and Operating Room Utilization

Surgical Specialty	Operating Rooms				Surgical Cases		Surgical Hours			Hours per Case	
	Inpatient	Outpatient	Combined	Total	Inpatient	Outpatient	Inpatient	Outpatient	Total Hours	Inpatient	Outpatient
Cardiovascular	0	0	0	0	0	1	0	1	1	0.0	1.0
Dermatology	0	0	0	0	0	0	0	0	0	0.0	0.0
General	0	0	4	4	0	385	0	411	411	0.0	1.1
Gastroenterology	0	0	0	0	0	0	0	0	0	0.0	0.0
Neurology	0	0	0	0	0	0	0	0	0	0.0	0.0
OB/Gynecology	0	0	0	0	0	21	0	17	17	0.0	0.8
Oral/Maxillofacial	0	0	0	0	0	9	0	8	8	0.0	0.9
Ophthalmology	0	0	0	0	0	536	0	462	462	0.0	0.9
Orthopedic	0	0	0	0	0	274	0	372	372	0.0	1.4
Otolaryngology	0	0	0	0	0	94	0	102	102	0.0	1.1
Plastic Surgery	0	0	0	0	0	2	0	2	2	0.0	1.0
Podiatry	0	0	0	0	0	59	0	76	76	0.0	1.3
Thoracic	0	0	0	0	0	2	0	1	1	0.0	0.5
Urology	0	0	1	1	0	283	0	214	214	0.0	0.8
Totals	0	0	5	5	0	1666	0	1666	1666	0.0	1.0

SURGICAL RECOVERY STATIONS Stage 1 Recovery Stations 8 Stage 2 Recovery Stations 18

Dedicated and Non-Dedicated Procedure Room Utilization

Procedure Type	Procedure Rooms				Surgical Cases		Surgical Hours			Hours per Case	
	Inpatient	Outpatient	Combined	Total	Inpatient	Outpatient	Inpatient	Outpatient	Total Hours	Inpatient	Outpatient
Gastrointestinal	0	0	2	2	0	12	0	3	3	0.0	0.3
Laser Eye Procedures	0	0	0	0	0	0	0	0	0	0.0	0.0
Pain Management	0	0	0	0	0	0	0	0	0	0.0	0.0
Cystoscopy	0	0	0	0	0	0	0	0	0	0.0	0.0
Multipurpose Non-Dedicated Rooms											
	0	0	0	0	0	0	0	0	0	0.0	0.0
	0	0	0	0	0	0	0	0	0	0.0	0.0
	0	0	0	0	0	0	0	0	0	0.0	0.0

Cardiac Catheterization Labs

Total Cath Labs (Dedicated+Nondedicated labs):	0
Cath Labs used for Angiography procedures	0
Dedicated Diagnostic Catheterization Labs	0
Dedicated Interventional Catheterization Labs	0
Dedicated EP Catheterization Labs	0

Emergency/Trauma Care

Certified Trauma Center by EMS	<input type="checkbox"/>
Level of Trauma Service	Level 1 Level 2
	--- ---
Operating Rooms Dedicated for Trauma Care	0
Number of Trauma Visits:	0
Patients Admitted from Trauma	0
Emergency Service Type:	Comprehensive
Number of Emergency Room Stations	8
Persons Treated by Emergency Services:	4,286
Patients Admitted from Emergency:	341
Total ED Visits (Emergency+Trauma):	4,286

Cardiac Catheterization Utilization

Total Cardiac Cath Procedures:	0
Diagnostic Catheterizations (0-14)	0
Diagnostic Catheterizations (15+)	0
Interventional Catheterizations (0-14):	0
Interventional Catheterization (15+)	0
EP Catheterizations (15+)	0

Cardiac Surgery Data

Total Cardiac Surgery Cases:	0
Pediatric (0 - 14 Years):	0
Adult (15 Years and Older):	0
Coronary Artery Bypass Grafts (CABGs) performed of total Cardiac Cases :	0

Outpatient Service Data

Total Outpatient Visits	25,461
Outpatient Visits at the Hospital/ Campus:	25,461
Outpatient Visits Offsite/off campus	0

Diagnostic/Interventional Equipment

	Examinations		Radiation Equipment		Therapies/ Treatments
	Owned	Contract	Inpatient	Outpatient	
General Radiography/Fluoroscopy	7	0	860	8,260	Lithotripsy 1 1 34
Nuclear Medicine	0	0	0	0	Linear Accelerator 0 0 0
Mammography	1	0	0	3,110	Image Guided Rad Therapy 0 0 0
Ultrasound	2	0	109	274	Intensity Modulated Rad Therap 0 0 0
Diagnostic Angiography	0	0	0	0	High Dose Brachytherapy 0 0 0
Interventional Angiography	0	0	0	0	Proton Beam Therapy 0 0 0
Positron Emission Tomography (PET)	0	0	0	0	Gamma Knife 0 0 0
Computerized Axial Tomography (CAT)	1	0	112	552	Cyber knife 0 0 0
Magnetic Resonance Imaging	0	0	0	0	

Ownership, Management and General Information

ADMINISTRATOR NAME: Ivette Estrada
 ADMINSTRATOR PHONE: 773-282-3003
 OWNERSHIP: Our Lady of the Resurrection Medical Center
 OPERATOR: Our Lady of the Resurrection Medical Center
 MANAGEMENT: Not for Profit Corporation
 CERTIFICATION: None
 FACILITY DESIGNATION: General Hospital
 ADDRESS: 5645 West Addison Street

Patients by Race

White 76.2%
 Black 7.8%
 American Indian 0.1%
 Asian 1.8%
 Hawaiian/ Pacific 0.2%
 Unknown: 13.9%

Patients by Ethnicity

Hispanic or Latino: 9.8%
 Not Hispanic or Latino: 76.3%
 Unknown: 13.9%
 IDPH Number: 1719
 HPA A-01
 HSA 6

CITY: Chicago

COUNTY: Suburban Cook (Chicago)

Facility Utilization Data by Category of Service

Clinical Service	Authorized CON Beds 12/31/2009	Peak Beds Setup and Staffed	Peak Census	Admissions	Inpatient Days	Observation Days	Average Length of Stay	Average Daily Census	CON Occupancy 12/31/2009	Staff Bed Occupancy Rate %
Medical/Surgical	213	193	124	6,884	33,414	2,597	5.2	98.7	46.3	51.1
0-14 Years				27	57					
15-44 Years				884	3,152					
45-64 Years				1,978	9,385					
65-74 Years				1,255	6,409					
75 Years +				2,740	14,411					
Pediatric	0	0	0	0	0	0	0.0	0.0	0.0	0.0
Intensive Care	20	20	20	1,600	8,393	36	4.0	17.6	88.1	88.1
Direct Admission				1,154	4,605					
Transfers				446	1,788					
Obstetric/Gynecology	0	0	0	0	0	0	0.0	0.0	0.0	0.0
Maternity				0	0					
Clean Gynecology				0	0					
Neonatal	0	0	0	0	0	0	0.0	0.0	0.0	0.0
Long Term Care	66	56	49	1,372	13,966	0	10.2	38.3	58.0	68.3
Swing Beds				0	0		0.0	0.0		
Acute Mental Illness	0	0	0	0	0	0	0.0	0.0	0.0	0.0
Rehabilitation	0	0	0	0	0	0	0.0	0.0	0.0	0.0
Long-Term Acute Care	0	0	0	0	0	0	0.0	0.0	0.0	0.0
<i>Dedicated Observation</i>	0					0				
Facility Utilization	299			9,410	53,773	2,633	6.0	154.5	51.7	

(Includes ICU Direct Admissions Only)

Inpatients and Outpatients Served by Payor Source

	Medicare	Medicaid	Other Public	Private Insurance	Private Pay	Charity Care	Totals
Inpatients	62.7%	15.5%	0.0%	17.4%	2.8%	1.6%	9,410
	5898	1458	0	1642	263	149	
Outpatients	36.6%	27.8%	0.1%	26.3%	7.5%	1.8%	106,302
	38888	29528	95	27928	7995	1868	

Financial Year Reported:	Inpatient and Outpatient Net Revenue by Payor Source						Charity Care Expense	Total Charity Care Expense 1,613,275
	7/1/2008 to	6/30/2009	Medicare	Medicaid	Other Public	Private Insurance		
Inpatient Revenue (\$)	55.8%	5.8%	0.0%	17.8%	20.6%	100.0%	922,725	Totals: Charity Care as % of Net Revenue
	45,372,692	4,707,203	0	14,436,297	16,788,176	81,304,368		
Outpatient Revenue (\$)	19.2%	13.3%	0.0%	31.7%	35.7%	100.0%	690,550	1.2%
	10,380,455	7,196,801	0	17,126,806	19,287,337	53,991,399		

Birthing Data

Number of Total Births: 1
 Number of Live Births: 1
 Birthing Rooms: 0
 Labor Rooms: 0
 Delivery Rooms: 0
 Labor-Delivery-Recovery Rooms: 0
 Labor-Delivery-Recovery-Postpartum Rooms: 0
 C-Section Rooms: 0
 CSections Performed: 0

Newborn Nursery Utilization

Level 1 Patient Days: 0
 Level 2 Patient Days: 0
 Level 2+ Patient Days: 0
 Total Nursery Patientdays: 0

Organ Transplantation

Kidney: 0
 Heart: 0
 Lung: 0
 Heart/Lung: 0
 Pancreas: 0
 Liver: 0
 Total: 0

Laboratory Studies

Inpatient Studies: 396,802
 Outpatient Studies: 297,369
 Studies Performed Under Contract: 10,827

* Note: According to Board action on 4/22/09, Board reduced 164 M/S beds overall voluntarily. New CON count for the facility is 299 beds

Surgery and Operating Room Utilization

Surgical Specialty	Operating Rooms				Surgical Cases		Surgical Hours			Hours per Case	
	Inpatient	Outpatient	Combined	Total	Inpatient	Outpatient	Inpatient	Outpatient	Total Hours	Inpatient	Outpatient
Cardiovascular	0	0	0	0	0	0	0	0	0	0.0	0.0
Dermatology	0	0	0	0	0	0	0	0	0	0.0	0.0
General	0	0	8	8	880	426	1399	424	1823	1.6	1.0
Gastroenterology	0	0	0	0	3	1	3	1	4	1.0	1.0
Neurology	0	0	0	0	162	12	492	19	511	3.0	1.6
OB/Gynecology	0	0	0	0	122	169	175	156	331	1.4	0.9
Oral/Maxillofacial	0	0	0	0	0	0	0	0	0	0.0	0.0
Ophthalmology	0	0	0	0	5	612	4	353	357	0.8	0.6
Orthopedic	0	0	0	0	364	360	603	442	1045	1.7	1.2
Otolaryngology	0	0	0	0	41	56	61	70	131	1.5	1.3
Plastic Surgery	0	0	0	0	8	23	21	30	51	2.6	1.3
Podiatry	0	0	0	0	0	0	0	0	0	0.0	0.0
Thoracic	0	0	0	0	28	0	83	0	83	3.0	0.0
Urology	0	0	1	1	170	169	267	196	463	1.6	1.2
Totals	0	0	9	9	1783	1828	3108	1691	4799	1.7	0.9

SURGICAL RECOVERY STATIONS Stage 1 Recovery Stations 8 Stage 2 Recovery Stations 19

Dedicated and Non-Dedicated Procedure Room Utilization

Procedure Type	Procedure Rooms				Surgical Cases		Surgical Hours			Hours per Case	
	Inpatient	Outpatient	Combined	Total	Inpatient	Outpatient	Inpatient	Outpatient	Total Hours	Inpatient	Outpatient
Gastrointestinal	1	1	0	2	1148	1403	1200	1501	2701	1.0	1.1
Laser Eye Procedures	0	0	0	0	0	0	0	0	0	0.0	0.0
Pain Management	0	1	0	1	0	1225	0	18375	18375	0.0	15.0
Cystoscopy	0	0	1	1	141	169	191	196	387	1.4	1.2
Multipurpose Non-Dedicated Rooms											
Minor/Local Procedur	0	1	0	1	0	89	0	59	59	0.0	0.7
	0	0	0	0	0	0	0	0	0	0.0	0.0
	0	0	0	0	0	0	0	0	0	0.0	0.0

Cardiac Catheterization Labs

Total Cath Labs (Dedicated+Nondedicated labs):	1
Cath Labs used for Angiography procedures	1
Dedicated Diagnostic Catheterization Labs	0
Dedicated Interventional Catheterization Labs	0
Dedicated EP Catheterization Labs	0

Emergency/Trauma Care

Certified Trauma Center by EMS	<input type="checkbox"/>
Level of Trauma Service	Level 1 Level 2
Operating Rooms Dedicated for Trauma Care	0
Number of Trauma Visits:	0
Patients Admitted from Trauma	0
Emergency Service Type:	Comprehensive
Number of Emergency Room Stations	18
Persons Treated by Emergency Services:	37,917
Patients Admitted from Emergency:	6,634
Total ED Visits (Emergency+Trauma):	37,917

Cardiac Catheterization Utilization

Total Cardiac Cath Procedures:	625
Diagnostic Catheterizations (0-14)	0
Diagnostic Catheterizations (15+)	479
Interventional Catheterizations (0-14):	0
Interventional Catheterization (15+)	146
EP Catheterizations (15+)	0

Cardiac Surgery Data

Total Cardiac Surgery Cases:	0
Pediatric (0 - 14 Years):	0
Adult (15 Years and Older):	0
Coronary Artery Bypass Grafts (CABGs) performed of total Cardiac Cases :	0

Outpatient Service Data

Total Outpatient Visits	106,302
Outpatient Visits at the Hospital/ Campus:	106,302
Outpatient Visits Offsite/off campus	0

Diagnostic/Interventional Equipment

	Examinations		Inpatient	Outpatient
	Owned	Contract		
General Radiography/Fluoroscopy	7	0	13,247	29,193
Nuclear Medicine	2	0	1,666	2,499
Mammography	2	0	8	4,544
Ultrasound	4	0	3,487	6,636
Diagnostic Angiography	0	0	0	0
Interventional Angiography	0	0	0	0
Positron Emission Tomography (PET)	0	0	0	0
Computerized Axial Tomography (CAT)	2	0	4,225	15,489
Magnetic Resonance Imaging	1	1	922	1,555

Radiation Equipment

	Radiation Equipment		Therapies/ Treatments
	Owned	Contract	
Lithotripsy	0	0	0
Linear Accelerator	0	0	0
Image Guided Rad Therapy	0	0	0
Intensity Modulated Rad Therap	0	0	0
High Dose Brachytherapy	0	0	0
Proton Beam Therapy	0	0	0
Gamma Knife	0	0	0
Cyber knife	0	0	0

Ownership, Management and General Information

ADMINISTRATOR NAME: John Baird
ADMINSTRATOR PHONE 847-813-3161
OWNERSHIP: Holy Family Medical Center
OPERATOR: Holy Family Medical Center
MANAGEMENT: Not for Profit Corporation
CERTIFICATION: Long Term Acute Care Hospital (LTACH)
FACILITY DESIGNATION: General Hospital
ADDRESS 100 North River Road

Patients by Race

White 71.2%
 Black 5.0%
 American Indian 0.0%
 Asian 2.5%
 Hawaiian/ Pacific 0.3%
 Unknown: 21.0%

Patients by Ethnicity

Hispanic or Latino: 1.3%
 Not Hispanic or Latino: 79.0%
 Unknown: 19.7%
 IDPH Number: 1008
 HPA A-07
 HSA 7

CITY: Des Plaines

COUNTY: Suburban Cook County

Facility Utilization Data by Category of Service

<u>Clinical Service</u>	<u>Authorized CON Beds 12/31/2009</u>	<u>Peak Beds Setup and Staffed</u>	<u>Peak Census</u>	<u>Admissions</u>	<u>Inpatient Days</u>	<u>Observation Days</u>	<u>Average Length of Stay</u>	<u>Average Daily Census</u>	<u>CON Occupancy 12/31/2009</u>	<u>Staff Bed Occupancy Rate %</u>
Medical/Surgical	59	110	100	1,524	32,196	0	21.1	88.2	####	80.2
0-14 Years				0	0					
15-44 Years				507	3,009					
45-64 Years				546	9,236					
65-74 Years				179	7,529					
75 Years +				292	12,422					
Pediatric	0	0	0	0	0	0	0.0	0.0	0.0	0.0
Intensive Care	0	8	6	160	1,937	0	12.1	5.3	0.0	66.3
Direct Admission				37	448					
Transfers				123	1,489					
Obstetric/Gynecology	0	0	0	0	0	0	0.0	0.0	0.0	0.0
Maternity				0	0					
Clean Gynecology				0	0					
Neonatal	0	0	0	0	0	0	0.0	0.0	0.0	0.0
Long Term Care	0	0	0	0	0	0	0.0	0.0	0.0	0.0
Swing Beds				0	0		0.0	0.0		
Acute Mental Illness	0	0	0	0	0	0	0.0	0.0	0.0	0.0
Rehabilitation	0	0	0	0	0	0	0.0	0.0	0.0	0.0
Long-Term Acute Care	129	0	0	0	0	0	0.0	0.0	0.0	0.0
<i>Dedicated Observation</i>	0					0				
Facility Utilization	188			1,561	34,133	0	21.9	93.5	49.7	

(Includes ICU Direct Admissions Only)

Inpatients and Outpatients Served by Payor Source

	<u>Medicare</u>	<u>Medicaid</u>	<u>Other Public</u>	<u>Private Insurance</u>	<u>Private Pay</u>	<u>Charity Care</u>	<u>Totals</u>
Inpatients	33.6%	14.0%	0.0%	48.9%	1.2%	2.3%	1,561
	525	218	0	763	19	36	
Outpatients	32.0%	24.6%	0.0%	38.5%	4.2%	0.6%	22,405
	7164	5521	11	8624	950	135	

<u>Financial Year Reported:</u>	<u>7/1/2008 to</u>	<u>6/30/2009</u>	<u>Inpatient and Outpatient Net Revenue by Payor Source</u>					<u>Charity Care Expense</u>	<u>Total Charity Care Expense</u>
	<u>Medicare</u>	<u>Medicaid</u>	<u>Other Public</u>	<u>Private Insurance</u>	<u>Private Pay</u>	<u>Totals</u>			
Inpatient Revenue (\$)	49.7%	15.0%	0.0%	30.0%	5.3%	100.0%	184,754	186,520	
	31,307,091	9,452,199	0	18,919,331	3,353,949	63,032,570		Totals: Charity Care as % of Net Revenue	
Outpatient Revenue (\$)	49.7%	15.0%	0.0%	30.0%	5.3%	100.0%	1,766	0.3%	
	5,291,206	1,597,515	0	3,197,553	566,851	10,653,125			

Birthing Data

Number of Total Births: 0
 Number of Live Births: 0
 Birthing Rooms: 0
 Labor Rooms: 0
 Delivery Rooms: 0
 Labor-Delivery-Recovery Rooms: 0
 Labor-Delivery-Recovery-Postpartum Rooms: 0
 C-Section Rooms: 0
 CSections Performed: 0

Newborn Nursery Utilization

Level 1 Patient Days: 0
 Level 2 Patient Days: 0
 Level 2+ Patient Days: 0
 Total Nursery Patientdays: 0
Laboratory Studies
 Inpatient Studies: 130,069
 Outpatient Studies: 43,454
 Studies Performed Under Contract: 44,795

Organ Transplantation

Kidney: 0
 Heart: 0
 Lung: 0
 Heart/Lung: 0
 Pancreas: 0
 Liver: 0
 Total: 0

* Note: On 4/22/09, Board approved the reclassification of the beds under new category of service called Long Term Acute Care (LTAC) per PART 1100 rule. Facility opted to keep 59 beds in M/S and rest of the M/S beds clubbed with ICU were categorized as LTAC beds =129 beds. According to Board action on 4/22/09, Board reduced 50 LTAC beds voluntarily. New CON count for the facility is 188 beds (M/S=59, LTAC = 129). Total inpatient beds at the facility utilization prior to the Board action.

Surgery and Operating Room Utilization

Surgical Specialty	Operating Rooms				Surgical Cases		Surgical Hours			Hours per Case	
	Inpatient	Outpatient	Combined	Total	Inpatient	Outpatient	Inpatient	Outpatient	Total Hours	Inpatient	Outpatient
Cardiovascular	0	0	0	0	3	6	3	8	11	1.0	1.3
Dermatology	0	0	0	0	0	0	0	0	0	0.0	0.0
General	0	0	1	1	66	74	87	60	147	1.3	0.8
Gastroenterology	0	0	0	0	82	77	52	75	127	0.6	1.0
Neurology	0	0	0	0	0	0	0	0	0	0.0	0.0
OB/Gynecology	0	0	0	0	1	35	1	24	25	1.0	0.7
Oral/Maxillofacial	0	0	0	0	0	2	0	1	1	0.0	0.5
Ophthalmology	0	0	1	1	0	794	0	573	573	0.0	0.7
Orthopedic	0	0	0	0	0	18	0	31	31	0.0	1.7
Otolaryngology	0	0	0	0	0	19	0	21	21	0.0	1.1
Plastic Surgery	0	0	0	0	0	186	0	460	460	0.0	2.5
Podiatry	0	0	0	0	0	223	0	497	497	0.0	2.2
Thoracic	0	0	0	0	3	0	3	0	3	1.0	0.0
Urology	0	0	0	0	12	13	10	11	21	0.8	0.8
Totals	0	0	2	2	167	1447	166	1761	1917	0.9	1.2

SURGICAL RECOVERY STATIONS	Stage 1 Recovery Stations	13	Stage 2 Recovery Stations	21
-----------------------------------	---------------------------	----	---------------------------	----

Dedicated and Non-Dedicated Procedure Room Utilization

Procedure Type	Procedure Rooms				Surgical Cases		Surgical Hours			Hours per Case	
	Inpatient	Outpatient	Combined	Total	Inpatient	Outpatient	Inpatient	Outpatient	Total Hours	Inpatient	Outpatient
Gastrointestinal	0	0	3	3	13	103	12	89	101	0.9	0.9
Laser Eye Procedures	0	0	1	1	0	145	0	37	37	0.0	0.3
Pain Management	0	0	0	0	0	0	0	0	0	0.0	0.0
Cystoscopy	0	0	1	1	7	0	9	0	9	1.3	0.0
Multipurpose Non-Dedicated Rooms											
	0	0	0	0	0	0	0	0	0	0.0	0.0
	0	0	0	0	0	0	0	0	0	0.0	0.0
	0	0	0	0	0	0	0	0	0	0.0	0.0

Cardiac Catheterization Labs

Total Cath Labs (Dedicated+Nondedicated labs):	0
Cath Labs used for Angiography procedures	0
Dedicated Diagnostic Catheterization Labs	0
Dedicated Interventional Catheterization Labs	0
Dedicated EP Catheterization Labs	0

Emergency/Trauma Care

Certified Trauma Center by EMS	<input type="checkbox"/>
Level of Trauma Service	Level 1 <input type="checkbox"/> Level 2 <input type="checkbox"/>
Operating Rooms Dedicated for Trauma Care	0
Number of Trauma Visits:	0
Patients Admitted from Trauma	0
Emergency Service Type:	Stand-By <input type="checkbox"/>
Number of Emergency Room Stations	0
Persons Treated by Emergency Services:	0
Patients Admitted from Emergency:	0
Total ED Visits (Emergency+Trauma):	0

Cardiac Catheterization Utilization

Total Cardiac Cath Procedures:	0
Diagnostic Catheterizations (0-14)	0
Diagnostic Catheterizations (15+)	0
Interventional Catheterizations (0-14):	0
Interventional Catheterization (15+)	0
EP Catheterizations (15+)	0

Cardiac Surgery Data

Total Cardiac Surgery Cases:	0
Pediatric (0 - 14 Years):	0
Adult (15 Years and Older):	0
Coronary Artery Bypass Grafts (CABGs) performed of total Cardiac Cases :	0

Outpatient Service Data

Total Outpatient Visits	22,405
Outpatient Visits at the Hospital/ Campus:	22,405
Outpatient Visits Offsite/off campus	0

Diagnostic/Interventional Equipment

	Examinations		Radiation Equipment		Therapies/ Treatments			
	Owned	Contract	Inpatient	Outpatient				
General Radiography/Fluoroscopy	8	0	6,055	4,191	Lithotripsy	0	0	0
Nuclear Medicine	2	0	50	410	Linear Accelerator	0	0	0
Mammography	3	0	0	4,250	Image Guided Rad Therapy	0	0	0
Ultrasound	5	0	769	2,692	Intensity Modulated Rad Therap	0	0	0
Diagnostic Angiography	0	0	0	0	High Dose Brachytherapy	0	0	0
Interventional Angiography	0	0	0	0	Proton Beam Therapy	0	0	0
Positron Emission Tomography (PET)	0	0	0	0	Gamma Knife	0	0	0
Computerized Axial Tomography (CAT)	1	0	1,554	1,125	Cyber knife	0	0	0
Magnetic Resonance Imaging	1	0	0	722				

Ownership, Management and General Information

ADMINISTRATOR NAME: Mike Brown
ADMINSTRATOR PHONE: 217-443-5201
OWNERSHIP: Provena Health
OPERATOR: Provena Health
MANAGEMENT: Church-Related
CERTIFICATION: None
FACILITY DESIGNATION: General Hospital
ADDRESS: 812 North Logan Street

Patients by Race

White
 Black
 American Indian
 Asian
 Hawalian/ Pacific
 Unknown:

Patients by Ethnicity

80.1% Hispanic or Latino: 2.1%
 16.9% Not Hispanic or Latino: 97.3%
 0.1% Unknown: 0.5%
 IDPH Number: 4853
 HPA D-03
 HSA 4

CITY: Danville **COUNTY:** Vermilion County

Facility Utilization Data by Category of Service

Clinical Service	Authorized CON Beds 12/31/2009	Peak Beds Setup and Staffed	Peak Census	Admissions	Inpatient Days	Observation Days	Average Length of Stay	Average Daily Census	CON Occupancy 12/31/2009	Staff Bed Occupancy Rate %
Medical/Surgical	134	82	76	4,629	19,701	3,248	5.0	62.9	46.9	76.7
0-14 Years				0	0					
15-44 Years				708	2,035					
45-64 Years				1,318	5,251					
65-74 Years				830	3,906					
75 Years +				1,773	8,509					
Pediatric	9	8	8	168	329	94	2.5	1.2	12.9	14.5
Intensive Care	14	12	12	996	1,910	46	2.0	5.4	38.3	44.7
Direct Admission				642	1,231					
Transfers				354	679					
Obstetric/Gynecology	17	15	15	1,051	2,065	120	2.1	6.0	35.2	39.9
Maternity				916	1,738					
Clean Gynecology				135	327					
Neonatal	0	0	0	0	0	0	0.0	0.0	0.0	0.0
Long Term Care	0	0	0	0	0	0	0.0	0.0	0.0	0.0
Swing Beds				0	0		0.0	0.0		
Acute Mental Illness	0	0	0	0	0	0	0.0	0.0	0.0	0.0
Rehabilitation	0	0	0	0	0	0	0.0	0.0	0.0	0.0
Long-Term Acute Care	0	0	0	0	0	0	0.0	0.0	0.0	0.0
<i>Dedicated Observation</i>	0					0				
Facility Utilization	174			6,490	24,005	3,508	4.2	75.4	43.3	

(Includes ICU Direct Admissions Only)

Inpatients and Outpatients Served by Payer Source

	Medicare	Medicaid	Other Public	Private Insurance	Private Pay	Charity Care	Totals
Inpatients	49.7%	24.2%	0.4%	22.1%	1.1%	2.6%	6,490
	3224	1570	24	1434	71	167	
Outpatients	19.3%	31.7%	0.9%	35.1%	8.4%	4.5%	87,354
	16876	27695	795	30690	7345	3953	

Financial Year Reported:	1/1/2009 to 12/31/2009		Inpatient and Outpatient Net Revenue by Payer Source					Charity Care Expense	Total Charity Care Expense 4,019,971
	Medicare	Medicaid	Other Public	Private Insurance	Private Pay	Totals			
Inpatient Revenue (\$)	37.6%	20.5%	0.3%	36.8%	4.8%	100.0%	1,066,068	Totals: Charity Care as % of Net Revenue 3.5%	
	16,776,873	9,156,068	128,018	16,398,885	2,129,524	44,589,368			
Outpatient Revenue (\$)	14.4%	11.7%	1.5%	59.1%	13.3%	100.0%	2,953,903		
	10,036,415	8,123,116	1,056,472	41,059,236	9,246,308	69,521,547			

Birthing Data

Number of Total Births: 787
 Number of Live Births: 787
 Birthing Rooms: 0
 Labor Rooms: 0
 Delivery Rooms: 0
 Labor-Delivery-Recovery Rooms: 5
 Labor-Delivery-Recovery-Postpartum Rooms: 0
 C-Section Rooms: 1
 CSections Performed: 245

Newborn Nursery Utilization

Level 1 Patient Days: 1,217
 Level 2 Patient Days: 33
 Level 2+ Patient Days: 0
 Total Nursery Patientdays: 1,250

Organ Transplantation

Kidney: 0
 Heart: 0
 Lung: 0
 Heart/Lung: 0
 Pancreas: 0
 Liver: 0
 Total: 0

Laboratory Studies

Inpatient Studies: 476,188
 Outpatient Studies: 538,649
 Studies Performed Under Contract: 69,358

* Note: According to Board action on 4/22/09, Board reduced 36 beds (M/S= 24, Ped=9, OB=2, ICU=1) overall voluntarily. New CON count for the facility is 174 beds. Regarding Actual Cost of Services Provided to Charity Care Inpatients and Outpatients, Provena calculated using the 2009 IRS 990 Schedule H instructions to determine the cost to charge ratio. This methodology was used because the 2009 Medicare Cost Report was not available for the AHQ was due.

Surgery and Operating Room Utilization

Surgical Specialty	Operating Rooms				Surgical Cases		Surgical Hours			Hours per Case	
	Inpatient	Outpatient	Combined	Total	Inpatient	Outpatient	Inpatient	Outpatient	Total Hours	Inpatient	Outpatient
Cardiovascular	0	0	0	0	63	13	171	13	184	2.7	1.0
Dermatology	0	0	0	0	0	0	0	0	0	0.0	0.0
General	0	0	4	4	872	789	1817	875	2692	2.1	1.1
Gastroenterology	0	0	2	2	138	108	150	73	223	1.1	0.7
Neurology	0	0	0	0	0	0	0	0	0	0.0	0.0
OB/Gynecology	0	0	0	0	293	339	641	386	1027	2.2	1.1
Oral/Maxillofacial	0	0	0	0	0	0	0	0	0	0.0	0.0
Ophthalmology	0	0	0	0	0	0	0	0	0	0.0	0.0
Orthopedic	0	0	0	0	169	65	476	104	580	2.8	1.6
Otolaryngology	0	0	0	0	9	318	20	448	468	2.2	1.4
Plastic Surgery	0	0	0	0	1	1	1	1	2	1.0	1.0
Podiatry	0	0	0	0	1	17	1	25	26	1.0	1.5
Thoracic	0	0	0	0	0	0	0	0	0	0.0	0.0
Urology	0	0	0	0	25	6	42	6	48	1.7	1.0
Totals	0	0	6	6	1571	1656	3319	1931	5250	2.1	1.2

SURGICAL RECOVERY STATIONS Stage 1 Recovery Stations 0 Stage 2 Recovery Stations 0

Dedicated and Non-Dedicated Procedure Room Utilization

Procedure Type	Procedure Rooms				Surgical Cases		Surgical Hours			Hours per Case	
	Inpatient	Outpatient	Combined	Total	Inpatient	Outpatient	Inpatient	Outpatient	Total Hours	Inpatient	Outpatient
Gastrointestinal	0	0	2	2	363	1151	277	865	1142	0.8	0.8
Laser Eye Procedures	0	0	0	0	0	0	0	0	0	0.0	0.0
Pain Management	0	0	0	0	0	0	0	0	0	0.0	0.0
Cystoscopy	0	0	0	0	0	0	0	0	0	0.0	0.0
Multipurpose Non-Dedicated Rooms											
	0	0	0	0	0	0	0	0	0	0.0	0.0
	0	0	0	0	0	0	0	0	0	0.0	0.0
	0	0	0	0	0	0	0	0	0	0.0	0.0

Cardiac Catheterization Labs

Total Cath Labs (Dedicated+Nondedicated labs):	1
Cath Labs used for Angiography procedures	0
Dedicated Diagnostic Catheterization Labs	1
Dedicated Interventional Catheterization Labs	0
Dedicated EP Catheterization Labs	0

Cardiac Catheterization Utilization

Total Cardiac Cath Procedures:	56
Diagnostic Catheterizations (0-14)	0
Diagnostic Catheterizations (15+)	56
Interventional Catheterizations (0-14):	0
Interventional Catheterization (15+)	0
EP Catheterizations (15+)	0

Emergency/Trauma Care

Certified Trauma Center by EMS	<input type="checkbox"/>
Level of Trauma Service	Level 1 Level 2
	--- ---
Operating Rooms Dedicated for Trauma Care	0
Number of Trauma Visits:	0
Patients Admitted from Trauma	0
Emergency Service Type:	Basic
Number of Emergency Room Stations	29
Persons Treated by Emergency Services:	37,712
Patients Admitted from Emergency:	4,225
Total ED Visits (Emergency+Trauma):	37,712

Cardiac Surgery Data

Total Cardiac Surgery Cases:	0
Pediatric (0 - 14 Years):	0
Adult (15 Years and Older):	0
Coronary Artery Bypass Grafts (CABGs) performed of total Cardiac Cases :	0

Outpatient Service Data

Total Outpatient Visits	217,114
Outpatient Visits at the Hospital/ Campus:	217,114
Outpatient Visits Offsite/off campus	0

Diagnostic/Interventional Equipment

	Examinations		Radiation Equipment		Therapies/ Treatments			
	Owned	Contract	Inpatient	Outpatient				
General Radiography/Fluoroscopy	6	0	8,830	23,841	Lithotripsy	0	0	0
Nuclear Medicine	2	0	402	1,803	Linear Accelerator	1	0	11,445
Mammography	1	0	0	3,925	Image Guided Rad Therapy	0	0	0
Ultrasound	2	0	922	6,877	Intensity Modulated Rad Therap	0	0	0
Diagnostic Angiography	0	0	0	0	High Dose Brachytherapy	0	0	0
Interventional Angiography	0	0	0	0	Proton Beam Therapy	0	0	0
Positron Emission Tomography (PET)	0	1	0	132	Gamma Knife	0	0	0
Computerized Axial Tomography (CAT)	2	0	3,222	11,462	Cyber knife	0	0	0
Magnetic Resonance Imaging	2	0	454	3,565				

Ownership, Management and General Information

ADMINISTRATOR NAME: David A. Bertauski
 ADMINSTRATOR PHONE 217-337-2141
 OWNERSHIP: Provena Covenant Medical Center
 OPERATOR: Provena Covenant Medical Center
 MANAGEMENT: Church-Related
 CERTIFICATION: None
 FACILITY DESIGNATION: General Hospital
 ADDRESS 1400 West Park Avenue

Patients by Race

White 82.4%
 Black 14.0%
 American Indian 0.1%
 Asian 1.2%
 Hawaiian/ Pacific 0.0%
 Unknown: 2.3%

Patients by Ethnicity

Hispanic or Latino: 1.1%
 Not Hispanic or Latino: 97.7%
 Unknown: 1.2%
 IDPH Number: 4861
 HPA D-01
 HSA 4

CITY: Urbana COUNTY: Champaign County

Facility Utilization Data by Category of Service

Clinical Service	Authorized CON Beds 12/31/2009	Peak Beds Setup and Staffed	Peak Census	Admissions	Inpatient Days	Observation Days	Average Length of Stay	Average Daily Census	CON Occupancy 12/31/2009	Staff Bed Occupancy Rate %
Medical/Surgical	110	95	83	5,325	18,950	3,012	4.1	60.2	54.7	63.3
0-14 Years				0	0					
15-44 Years				653	1,806					
45-64 Years				1,724	6,148					
65-74 Years				1,027	3,703					
75 Years +				1,921	7,293					
Pediatric	6	4	3	74	140	0	1.9	0.4	6.4	9.6
Intensive Care	15	14	14	1,397	3,594	34	2.6	9.9	66.3	71.0
Direct Admission				659	1,695					
Transfers				738	1,899					
Obstetric/Gynecology	24	22	22	1,249	2,839	74	2.3	8.0	33.3	36.3
Maternity				988	2,223					
Clean Gynecology				261	616					
Neonatal	0	0	0	0	0	0	0.0	0.0	0.0	0.0
Long Term Care	0	0	0	0	0	0	0.0	0.0	0.0	0.0
Wing Beds				0	0		0.0	0.0		
Acute Mental Illness	30	25	21	923	4,246	0	4.6	11.6	38.8	46.5
Rehabilitation	25	21	19	396	4,362	0	11.0	12.0	47.8	56.9
Long-Term Acute Care	0	0	0	0	0	0	0.0	0.0	0.0	0.0
Skilled Observation	0					0				
Facility Utilization	210			8,626	34,131	3,120	4.3	102.1	48.6	

(Includes ICU Direct Admissions Only)

Inpatients and Outpatients Served by Payor Source

	Medicare	Medicaid	Other Public	Private Insurance	Private Pay	Charity Care	Totals
Inpatients	45.8%	16.6%	1.9%	30.2%	2.8%	2.8%	8,626
	3951	1429	164	2602	238	242	
Outpatients	16.6%	45.8%	1.9%	30.4%	4.0%	1.3%	235,841
	39058	107961	4488	71721	9524	3089	

Financial Year Reported:

1/1/2009 to 12/31/2009

Inpatient and Outpatient Net Revenue by Payor Source

	Medicare	Medicaid	Other Public	Private Insurance	Private Pay	Totals	Charity Care Expense	Total Charity Care Expense
Inpatient Revenue (\$)	43.0%	15.2%	0.4%	38.5%	3.0%	100.0%	1,846,049	4,601,304
	36,829,206	13,070,156	320,129	32,988,965	2,538,299	85,746,755		
Outpatient Revenue (\$)	11.9%	4.9%	2.6%	66.1%	14.4%	100.0%	2,755,255	2.8%
	9,423,391	3,928,867	2,085,649	52,568,920	11,481,099	79,487,926		

Birthing Data

Number of Total Births: 961
 Number of Live Births: 956
 Birthing Rooms: 0
 Labor Rooms: 0
 Delivery Rooms: 0
 Labor-Delivery-Recovery Rooms: 9
 Labor-Delivery-Recovery-Postpartum Rooms: 0
 Section Rooms: 2
 Sections Performed: 276

Newborn Nursery Utilization

Level 1 Patient Days 1,592
 Level 2 Patient Days 0
 Level 2+ Patient Days 798
 Total Nursery Patientdays 2,390
 Inpatient Studies 225,927
 Outpatient Studies 271,900
 Studies Performed Under Contract 58,884

Organ Transplantation

Kidney: 0
 Heart: 0
 Lung: 0
 Heart/Lung: 0
 Pancreas: 0
 Liver: 0
 Total: 0

Note: According to Board action on 4/22/09, Board reduced 44 beds (M/S= 18, Ped=12, AMI=10, ICU=3, Rehab=1) overall voluntarily. New CON count for facility is 210 beds. Actual Cost of Services Provided to Charity Care Inpatients and Outpatients was calculated using the 2009 AHQ's Schedule H instructions to determine the cost to charge ratio. This methodology was used by Provena because the 2009 Medicare Cost Report was not available at time AHQ was due.

Surgery and Operating Room Utilization

Surgical Specialty	Operating Rooms				Surgical Cases		Surgical Hours			Hours per Case	
	Inpatient	Outpatient	Combined	Total	Inpatient	Outpatient	Inpatient	Outpatient	Total Hours	Inpatient	Outpatient
Cardiovascular	0	0	0	0	178	473	495	614	1109	2.8	1.3
Dermatology	0	0	0	0	0	0	0	0	0	0.0	0.0
General	0	0	12	12	451	1199	1256	1557	2813	2.8	1.3
Gastroenterology	0	0	0	0	0	0	0	0	0	0.0	0.0
Neurology	0	0	0	0	20	54	56	70	126	2.8	1.3
OB/Gynecology	0	0	0	0	189	502	527	652	1179	2.8	1.3
Oral/Maxillofacial	0	0	0	0	11	30	31	38	69	2.8	1.3
Ophthalmology	0	0	0	0	194	514	540	666	1206	2.8	1.3
Orthopedic	0	0	0	0	413	1102	1153	1431	2584	2.8	1.3
Otolaryngology	0	0	0	0	276	734	767	953	1720	2.8	1.3
Plastic Surgery	0	0	0	0	3	7	9	10	19	3.0	1.4
Podiatry	0	0	0	0	129	342	360	443	803	2.8	1.3
Thoracic	0	0	0	0	17	46	47	59	106	2.8	1.3
Urology	0	0	0	0	237	630	660	818	1478	2.8	1.3
Totals	0	0	12	12	2118	5633	5901	7311	13212	2.8	1.3

SURGICAL RECOVERY STATIONS Stage 1 Recovery Stations 15 Stage 2 Recovery Stations 0

Dedicated and Non-Dedicated Procedure Room Utilization

Procedure Type	Procedure Rooms				Surgical Cases		Surgical Hours			Hours per Case	
	Inpatient	Outpatient	Combined	Total	Inpatient	Outpatient	Inpatient	Outpatient	Total Hours	Inpatient	Outpatient
Gastrointestinal	0	0	2	2	522	3444	434	2870	3304	0.8	0.8
Laser Eye Procedures	0	0	0	0	0	0	0	0	0	0.0	0.0
Pain Management	0	0	0	0	0	0	0	0	0	0.0	0.0
Cystoscopy	0	0	0	0	0	0	0	0	0	0.0	0.0
Multipurpose Non-Dedicated Rooms											
	0	0	0	0	0	0	0	0	0	0.0	0.0
	0	0	0	0	0	0	0	0	0	0.0	0.0
	0	0	0	0	0	0	0	0	0	0.0	0.0

Cardiac Catheterization Labs

Total Cath Labs (Dedicated+Nondedicated labs):	3
Cath Labs used for Angiography procedures	3
Dedicated Diagnostic Catheterization Labs	0
Dedicated Interventional Catheterization Labs	0
Dedicated EP Catheterization Labs	0

Emergency/Trauma Care

Certified Trauma Center by EMS	<input type="checkbox"/>
Level of Trauma Service	Level 1 Level 2
Operating Rooms Dedicated for Trauma Care	0
Number of Trauma Visits:	0
Patients Admitted from Trauma	0
Emergency Service Type:	Comprehensive
Number of Emergency Room Stations	22
Persons Treated by Emergency Services:	35,126
Patients Admitted from Emergency:	4,218
Total ED Visits (Emergency+Trauma):	35,126

Cardiac Catheterization Utilization

Total Cardiac Cath Procedures:	1,931
Diagnostic Catheterizations (0-14)	0
Diagnostic Catheterizations (15+)	1,341
Interventional Catheterizations (0-14):	0
Interventional Catheterization (15+)	563
EP Catheterizations (15+)	27

Cardiac Surgery Data

Total Cardiac Surgery Cases:	123
Pediatric (0 - 14 Years):	0
Adult (15 Years and Older):	123
Coronary Artery Bypass Grafts (CABGs) performed of total Cardiac Cases :	109

Outpatient Service Data

Total Outpatient Visits	235,841
Outpatient Visits at the Hospital/ Campus:	235,841
Outpatient Visits Offsite/off campus	0

Diagnostic/Interventional Equipment

	Examinations				Radiation Equipment			Therapies/ Treatments
	Owned	Contract	Inpatient	Outpatient	Owned	Contract		
General Radiography/Fluoroscopy	14	0	12,224	20,241	Lithotripsy	0	1	140
Nuclear Medicine	3	0	372	2,846	Linear Accelerator	1	0	3,100
Mammography	1	0	0	2,379	Image Guided Rad Therapy	0	0	0
Ultrasound	4	0	2,260	4,607	Intensity Modulated Rad Therap	0	0	0
Diagnostic Angiography	1	0	1,087	429	High Dose Brachytherapy	0	0	0
Interventional Angiography	0	0	0	0	Proton Beam Therapy	0	0	0
Positron Emission Tomography (PET)	0	1	0	82	Gamma Knife	0	0	0
Computerized Axial Tomography (CAT)	2	0	3,751	9,384	Cyber knife	0	0	0
Magnetic Resonance Imaging	1	0	891	1,879				

Ownership, Management and General Information

ADMINISTRATOR NAME: James D. Witt
ADMINSTRATOR PHONE: 630-801-2616
OWNERSHIP: Provena Hospitals d/b/a Provena Mercy Medical Cent
OPERATOR: Provena Hospitals d/b/a Provena Mercy Medical Cent
MANAGEMENT: Church-Related
CERTIFICATION: None
FACILITY DESIGNATION: General Hospital
ADDRESS: 1325 North Highland Avenue

Patients by Race

White 62.8%
 Black 11.6%
 American Indian 0.0%
 Asian 0.6%
 Hawaiian/ Pacific 0.0%
 Unknown: 25.0%

Patients by Ethnicity

Hispanic or Latino: 22.7%
 Not Hispanic or Latino: 75.0%
 Unknown: 2.3%
 IDPH Number: 4903
 HPA A-12
 HSA 8

CITY: Aurora **COUNTY:** Kane County

Facility Utilization Data by Category of Service

Clinical Service	Authorized CON Beds 12/31/2009	Peak Beds Setup and Staffed	Peak Census	Admissions	Inpatient Days	Observation Days	Average Length of Stay	Average Daily Census	CON Occupancy 12/31/2009	Staff Bed Occupancy Rate %
Medical/Surgical	156	122	87	5,229	22,430	3,479	5.0	71.0	45.5	58.2
0-14 Years				0	0					
15-44 Years				972	3,368					
45-64 Years				1,634	7,079					
65-74 Years				900	4,051					
75 Years +				1,723	7,932					
Pediatric	16	16	11	443	867	370	2.8	3.4	21.2	21.2
Intensive Care	16	16	16	1,097	3,425	50	3.2	9.5	59.5	59.5
Direct Admission				768	2,286					
Transfers				329	1,139					
Obstetric/Gynecology	16	16	15	1,239	2,620	79	2.2	7.4	46.2	46.2
Maternity				1,145	2,419					
Clean Gynecology				94	201					
Neonatal	0	0	0	0	0	0	0.0	0.0	0.0	0.0
Long Term Care	0	0	0	0	0	0	0.0	0.0	0.0	0.0
Swing Beds				0	0		0.0	0.0		
Acute Mental Illness	95	72	64	2,718	16,682	0	6.1	45.7	48.1	63.5
Rehabilitation	0	0	0	0	0	0	0.0	0.0	0.0	0.0
Long-Term Acute Care	0	0	0	0	0	0	0.0	0.0	0.0	0.0
<i>Dedicated Observation</i>	0					0				
Facility Utilization	299			10,397	46,024	3,978	4.8	137.0	45.8	

(Includes ICU Direct Admissions Only)

Inpatients and Outpatients Served by Payor Source

	Medicare	Medicaid	Other Public	Private Insurance	Private Pay	Charity Care	Totals
Inpatients	36.8%	27.3%	0.5%	30.2%	3.2%	2.1%	10,397
	3809	2838	55	3140	335	220	
Outpatients	15.9%	30.9%	0.6%	32.2%	17.8%	2.6%	93,254
	14809	28825	557	29986	16615	2462	

Financial Year Reported:	1/1/2009 to 12/31/2009		Inpatient and Outpatient Net Revenue by Payor Source					Charity Care Expense	Total Charity Care Expense 6,367,773
	Medicare	Medicaid	Other Public	Private Insurance	Private Pay	Totals			
Inpatient Revenue (\$)	39.1%	33.6%	0.4%	24.9%	1.9%	100.0%	2,638,341	Totals: Charity Care as % of Net Revenue	
	30,667,645	26,391,096	350,575	19,532,576	1,501,912	78,443,804			
Outpatient Revenue (\$)	17.1%	23.7%	0.4%	54.8%	4.1%	100.0%	2,729,432	3.2%	
	15,493,796	21,553,255	323,234	49,733,701	3,677,093	90,781,079			

Birthing Data

Number of Total Births: 1,124
 Number of Live Births: 1,121
 Birthing Rooms: 0
 Labor Rooms: 0
 Delivery Rooms: 0
 Labor-Delivery-Recovery Rooms: 0
 Labor-Delivery-Recovery-Postpartum Rooms: 16
 C-Section Rooms: 2
 CSections Performed: 377

Newborn Nursery Utilization

Level 1 Patient Days 1,746
 Level 2 Patient Days 989
 Level 2+ Patient Days 0
 Total Nursery Patientdays 2,735
Laboratory Studies
 Inpatient Studies 238,354
 Outpatient Studies 122,789
 Studies Performed Under Contract 28,893

Organ Transplantation

Kidney: 0
 Heart: 0
 Lung: 0
 Heart/Lung: 0
 Pancreas: 0
 Liver: 0
 Total: 0

* Note: According to Board action on 4/22/09, Board reduced 16 beds (Ped=12, AMI=4) overall voluntarily. New CON count for the facility is 299 beds. Actual Cost of Services Provided to Charity Care Inpatients and Outpatients was calculated using the 2009 IRS 990 Schedule H instructions to determine the cost to charge ratio. This methodology was used because the 2009 Medicare Cost Report was not available at time of reporting.

Surgery and Operating Room Utilization

Surgical Specialty	Operating Rooms				Surgical Cases		Surgical Hours			Hours per Case	
	Inpatient	Outpatient	Combined	Total	Inpatient	Outpatient	Inpatient	Outpatient	Total Hours	Inpatient	Outpatient
Cardiovascular	2	0	0	2	377	74	1537	124	1661	4.1	1.7
Dermatology	0	0	0	0	0	0	0	0	0	0.0	0.0
General	0	0	10	10	668	678	1337	989	2326	2.0	1.5
Gastroenterology	0	0	0	0	0	0	0	0	0	0.0	0.0
Neurology	0	0	0	0	54	33	230	78	308	4.3	2.4
OB/Gynecology	0	0	0	0	138	210	308	240	548	2.2	1.1
Oral/Maxillofacial	0	0	0	0	3	2	9	4	13	3.0	2.0
Ophthalmology	0	0	0	0	1	15	3	15	18	3.0	1.0
Orthopedic	0	0	0	0	539	390	1320	699	2019	2.4	1.8
Otolaryngology	0	0	0	0	75	75	115	88	203	1.5	1.2
Plastic Surgery	0	0	0	0	11	5	32	7	39	2.9	1.4
Podiatry	0	0	0	0	29	32	38	54	92	1.3	1.7
Thoracic	0	0	0	0	0	0	0	0	0	0.0	0.0
Urology	0	0	0	0	84	117	194	157	351	2.3	1.3
Totals	2	0	10	12	1979	1631	5123	2455	7578	2.6	1.5

SURGICAL RECOVERY STATIONS

Stage 1 Recovery Stations

12

Stage 2 Recovery Stations

19

Dedicated and Non-Dedicated Procedure Room Utilization

Procedure Type	Procedure Rooms				Surgical Cases		Surgical Hours			Hours per Case	
	Inpatient	Outpatient	Combined	Total	Inpatient	Outpatient	Inpatient	Outpatient	Total Hours	Inpatient	Outpatient
Gastrointestinal	0	0	2	2	801	1305	865	1310	2175	1.1	1.0
Laser Eye Procedures	0	0	0	0	0	0	0	0	0	0.0	0.0
Pain Management	0	0	0	0	0	0	0	0	0	0.0	0.0
Cystoscopy	0	0	0	0	0	0	0	0	0	0.0	0.0
Multipurpose Non-Dedicated Rooms											
	0	0	0	0	0	0	0	0	0	0.0	0.0
	0	0	0	0	0	0	0	0	0	0.0	0.0
	0	0	0	0	0	0	0	0	0	0.0	0.0

Cardiac Catheterization Labs

Total Cath Labs (Dedicated+Nondedicated labs):	3
Cath Labs used for Angiography procedures	1
Dedicated Diagnostic Catheterization Labs	0
Dedicated Interventional Catheterization Labs	0
Dedicated EP Catheterization Labs	0

Emergency/Trauma Care

Certified Trauma Center by EMS	<input checked="" type="checkbox"/>
Level of Trauma Service	Level 1 Adult
Operating Rooms Dedicated for Trauma Care	Level 2 ---
Number of Trauma Visits:	0
Patients Admitted from Trauma	658
Emergency Service Type:	Comprehensive
Number of Emergency Room Stations	26
Persons Treated by Emergency Services:	43,713
Patients Admitted from Emergency:	4,485
Total ED Visits (Emergency+Trauma):	44,371

Cardiac Catheterization Utilization

Total Cardiac Cath Procedures:	1,701
Diagnostic Catheterizations (0-14)	0
Diagnostic Catheterizations (15+)	983
Interventional Catheterizations (0-14):	0
Interventional Catheterization (15+)	531
EP Catheterizations (15+)	187

Cardiac Surgery Data

Total Cardiac Surgery Cases:	185
Pediatric (0 - 14 Years):	0
Adult (15 Years and Older):	185
Coronary Artery Bypass Grafts (CABGs) performed of total Cardiac Cases :	185

Outpatient Service Data

Total Outpatient Visits	196,631
Outpatient Visits at the Hospital/ Campus:	196,631
Outpatient Visits Offsite/off campus	0

Diagnostic/Interventional Equipment

Examinations

Radiation Equipment

Therapies/

	Owned		Contract		Inpatient	Outpatient	Owned		Contract		Therapies/ Treatments
General Radiography/Fluoroscopy	4	0	12,923	26,254			Lithotripsy	0	1	20	
Nuclear Medicine	2	0	1,035	3,306			Linear Accelerator	0	0	0	
Mammography	2	0	0	3,497			Image Guided Rad Therapy	0	0	0	
Ultrasound	3	0	2,531	9,994			Intensity Modulated Rad Therap	0	0	0	
Diagnostic Angiography	0	0	0	0			High Dose Brachytherapy	0	0	0	
Interventional Angiography	0	0	0	0			Proton Beam Therapy	0	0	0	
Positron Emission Tomography (PET)	0	0	0	0			Gamma Knife	0	0	0	
Computerized Axial Tomography (CAT)	3	0	4,665	13,917			Cyber knife	0	0	0	
Magnetic Resonance Imaging	2	0	658	2,465							

Ownership, Management and General Information		Patients by Race		Patients by Ethnicity	
ADMINISTRATOR NAME:	Stephen O. Scogna	White	81.5%	Hispanic or Latino:	9.8%
ADMINSTRATOR PHONE	847-695-3200 x5474	Black	5.6%	Not Hispanic or Latino:	89.3%
OWNERSHIP:	Provena Hospitals d/b/a Provena Saint Joseph Hospi	American Indian	0.0%	Unknown:	0.8%
OPERATOR:	Provena Hospitals d/b/a Provena Saint Joseph Hospi	Asian	1.5%	IDPH Number:	4887
MANAGEMENT:	Church-Related	Hawaiian/ Pacific	0.0%	HPA	A-11
CERTIFICATION:	None	Unknown:	11.5%	HSA	8
FACILITY DESIGNATION:	General Hospital				
ADDRESS	77 North Airlite Street	CITY:	Elgin	COUNTY:	Kane County

Facility Utilization Data by Category of Service										
Clinical Service	Authorized CON Beds 12/31/2009	Peak Beds Setup and Staffed	Peak Census	Admissions	Inpatient Days	Observation Days	Average Length of Stay	Average Daily Census	CON Occupancy 12/31/2009	Staff Bed Occupancy Rate %
Medical/Surgical	99	99	99	5,890	27,862	3,810	5.4	86.8	87.6	87.6
0-14 Years				34	75					
15-44 Years				941	3,341					
45-64 Years				1,774	7,903					
65-74 Years				1,098	5,495					
75 Years +				2,043	11,048					
Pediatric	0	0	0	0	0	0	0.0	0.0	0.0	0.0
Intensive Care	15	15	15	1,123	4,210	0	3.7	11.5	76.9	76.9
Direct Admission				637	2,493					
Transfers				486	1,717					
Obstetric/Gynecology	0	15	6	232	508	66	2.5	1.6	0.0	10.5
Maternity				215	468					
Clean Gynecology				17	40					
Neonatal	0	0	0	0	0	0	0.0	0.0	0.0	0.0
Long Term Care	0	0	0	0	0	0	0.0	0.0	0.0	0.0
Swing Beds				0	0		0.0	0.0		
Acute Mental Illness	30	30	25	1,185	6,055	0	5.1	16.6	55.3	55.3
Rehabilitation	34	34	34	902	9,691	0	10.7	26.6	78.1	78.1
Long-Term Acute Care	0	0	0	0	0	0	0.0	0.0	0.0	0.0
Dedicated Observation	0					0				
Facility Utilization	178			8,846	48,326	3,876	5.9	143.0	80.3	

(Includes ICU Direct Admissions Only)

Inpatients and Outpatients Served by Payer Source							
	Medicare	Medicaid	Other Public	Private Insurance	Private Pay	Charity Care	Totals
Inpatients	52.9%	11.0%	0.7%	30.6%	2.4%	2.4%	8,846
	4679	975	63	2711	210	208	
Outpatients	25.7%	17.9%	0.4%	42.7%	11.5%	1.7%	94,884
	24364	17017	422	40545	10954	1582	

Financial Year Reported:	11/1/2009 to 12/31/2009		Inpatient and Outpatient Net Revenue by Payer Source					Charity Care Expense	Total Charity Care Expense
	Medicare	Medicaid	Other Public	Private Insurance	Private Pay	Totals			
Inpatient Revenue (\$)	52.0%	17.7%	0.3%	28.1%	1.9%	100.0%	1,675,691	3,749,548	
	39,020,448	13,249,904	210,860	21,061,538	1,439,586	74,982,336			
Outpatient Revenue (\$)	22.5%	14.4%	0.4%	60.1%	2.6%	100.0%	2,073,857	2.3%	
	20,044,749	12,794,644	327,225	53,398,003	2,348,798	88,913,419			

Birthing Data		Newborn Nursery Utilization		Organ Transplantation	
Number of Total Births:	222	Level 1 Patient Days	368	Kidney:	0
Number of Live Births:	222	Level 2 Patient Days	239	Heart:	0
Birthing Rooms:	0	Level 2+ Patient Days	63	Lung:	0
Labor Rooms:	0	Total Nursery Patientdays	670	Heart/Lung:	0
Delivery Rooms:	0			Pancreas:	0
Labor-Delivery-Recovery Rooms:	7			Liver:	0
Labor-Delivery-Recovery-Postpartum Rooms:	0			Total:	0
C-Section Rooms:	1	Inpatient Studies	238,112		
CSections Performed:	47	Outpatient Studies	152,236		
		Studies Performed Under Contract	80,753		

* Note: According to project #09-033, approved on 10/13/09, facility discontinued 15 bed OB category of service. The data shown is IDPH prior to its discontinuation. Actual Cost of Services Provided to Charity Care Inpatients and Outpatients was calculated using the 2009 IRS 990 Schedule H instructions to determine the cost to charge ratio. This methodology was used because the 2009 Medicare Cost Report was not available and the 2008 was due.

Surgery and Operating Room Utilization

Surgical Specialty	Operating Rooms				Surgical Cases		Surgical Hours			Hours per Case	
	Inpatient	Outpatient	Combined	Total	Inpatient	Outpatient	Inpatient	Outpatient	Total Hours	Inpatient	Outpatient
Cardiovascular	0	0	0	0	207	32	830	74	904	4.0	2.3
Dermatology	0	0	0	0	0	0	0	0	0	0.0	0.0
General	0	0	10	10	1040	981	1919	1261	3180	1.8	1.3
Gastroenterology	0	0	0	0	713	1170	741	1169	1910	1.0	1.0
Neurology	0	0	0	0	98	10	312	19	331	3.2	1.9
OB/Gynecology	0	0	0	0	63	103	141	115	256	2.2	1.1
Oral/Maxillofacial	0	0	0	0	4	0	4	0	4	1.0	0.0
Ophthalmology	0	0	0	0	3	279	4	287	291	1.3	1.0
Orthopedic	0	0	0	0	565	588	1472	1001	2473	2.6	1.7
Otolaryngology	0	0	0	0	77	200	118	377	495	1.5	1.9
Plastic Surgery	0	0	0	0	19	41	73	84	157	3.8	2.0
Podiatry	0	0	0	0	4	31	9	49	58	2.3	1.6
Thoracic	0	0	0	0	0	0	0	0	0	0.0	0.0
Urology	0	0	0	0	189	502	278	510	788	1.5	1.0
Totals	0	0	10	10	2982	3937	5901	4946	10847	2.0	1.3

SURGICAL RECOVERY STATIONS	Stage 1 Recovery Stations	11	Stage 2 Recovery Stations	22
-----------------------------------	---------------------------	----	---------------------------	----

Dedicated and Non-Dedicated Procedure Room Utilization

Procedure Type	Procedure Rooms				Surgical Cases		Surgical Hours			Hours per Case	
	Inpatient	Outpatient	Combined	Total	Inpatient	Outpatient	Inpatient	Outpatient	Total Hours	Inpatient	Outpatient
Gastrointestinal	0	0	0	0	0	0	0	0	0	0.0	0.0
Laser Eye Procedures	0	0	0	0	0	0	0	0	0	0.0	0.0
Pain Management	0	0	0	0	0	0	0	0	0	0.0	0.0
Cystoscopy	0	0	0	0	0	0	0	0	0	0.0	0.0
Multipurpose Non-Dedicated Rooms											
	0	0	0	0	0	0	0	0	0	0.0	0.0
	0	0	0	0	0	0	0	0	0	0.0	0.0
	0	0	0	0	0	0	0	0	0	0.0	0.0

Cardiac Catheterization Labs

Total Cath Labs (Dedicated+Nondedicated labs):	4
Cath Labs used for Angiography procedures	2
Dedicated Diagnostic Catheterization Labs	0
Dedicated Interventional Catheterization Labs	0
Dedicated EP Catheterization Labs	0

Cardiac Catheterization Utilization

Total Cardiac Cath Procedures:	1,373
Diagnostic Catheterizations (0-14)	0
Diagnostic Catheterizations (15+)	732
Interventional Catheterizations (0-14):	0
Interventional Catheterization (15+)	481
EP Catheterizations (15+)	160

Emergency/Trauma Care

Certified Trauma Center by EMS	<input checked="" type="checkbox"/>
Level of Trauma Service	Level 1 Adult
Operating Rooms Dedicated for Trauma Care	1
Number of Trauma Visits:	564
Patients Admitted from Trauma	424
Emergency Service Type:	Comprehensive
Number of Emergency Room Stations	20
Persons Treated by Emergency Services:	32,913
Patients Admitted from Emergency:	4,257
Total ED Visits (Emergency+Trauma):	33,477

Cardiac Surgery Data

Total Cardiac Surgery Cases:	64
Pediatric (0 - 14 Years):	0
Adult (15 Years and Older):	64
Coronary Artery Bypass Grafts (CABGs) performed of total Cardiac Cases :	64

Outpatient Service Data

Total Outpatient Visits	204,613
Outpatient Visits at the Hospital/ Campus:	172,261
Outpatient Visits Offsite/off campus	32,352

Diagnostic/Interventional Equipment

Examinations

Radiation Equipment

	Owned		Contract		Inpatient	Outpatient	Owned		Contract		Therapies/ Treatments
General Radiography/Fluoroscopy	5	0	14,504	22,969			Lithotripsy	0	0	0	
Nuclear Medicine	3	0	1,491	3,217			Linear Accelerator	2	0	4,854	
Mammography	3	0	0	6,823			Image Guided Rad Therapy	0	0	0	
Ultrasound	5	0	3,507	9,429			Intensity Modulated Rad Therap	1	0	1120	
Diagnostic Angiography	0	0	0	0			High Dose Brachytherapy	0	0	0	
Interventional Angiography	0	0	0	0			Proton Beam Therapy	0	0	0	
Positron Emission Tomography (PET)	0	1	0	182			Gamma Knife	0	0	0	
Computerized Axial Tomography (CAT)	2	0	6,194	16,786			Cyber knife	0	0	0	
Magnetic Resonance Imaging	1	0	1,449	2,538							

Ownership, Management and General Information

ADMINISTRATOR NAME: Jeffrey L. Brickman
ADMINSTRATOR PHONE: 815-725-7133
OWNERSHIP: Provena Health
OPERATOR: Provena Hospitals d/b/a Provena St. Joseph Medical
MANAGEMENT: Not for Profit Corporation
CERTIFICATION: None
FACILITY DESIGNATION: General Hospital
ADDRESS: 333 North Madison Street

Patients by Race

White 77.3%
 Black 12.7%
 American Indian 0.0%
 Asian 0.8%
 Hawaiian/ Pacific 0.0%
 Unknown: 9.2%

Patients by Ethnicity

Hispanic or Latino: 8.2%
 Not Hispanic or Latino: 91.5%
 Unknown: 0.3%
 IDPH Number: 4838
 HPA A-13
 HSA 9

CITY: Joliet

COUNTY: Will County

Facility Utilization Data by Category of Service

Clinical Service	Authorized CON Beds 12/31/2009	Peak Beds Setup and Staffed	Peak Census	Admissions	Inpatient Days	Observation Days	Average Length of Stay	Average Daily Census	CON Occupancy 12/31/2009	Staff Bed Occupancy Rate %
Medical/Surgical	319	282	271	15,783	67,402	9,063	4.8	209.5	65.7	74.3
0-14 Years				40	94					
15-44 Years				3,366	11,237					
45-64 Years				4,893	19,502					
65-74 Years				2,680	13,171					
75 Years +				4,804	23,398					
Pediatric	13	13	13	525	1,415	692	4.0	5.8	44.4	44.4
Intensive Care	52	52	51	4,413	11,848	22	2.7	32.5	62.5	62.5
Direct Admission				2,801	8,350					
Transfers				1,612	3,498					
Obstetric/Gynecology	33	33	33	2,406	6,039	275	2.6	17.3	52.4	52.4
Maternity				2,182	5,500					
Clean Gynecology				224	539					
Neonatal	0	0	0	0	0	0	0.0	0.0	0.0	0.0
Long Term Care	0	0	0	0	0	0	0.0	0.0	0.0	0.0
Swing Beds				0	0		0.0	0.0		
Acute Mental Illness	31	31	31	1,390	9,613	0	6.9	26.3	85.0	85.0
Rehabilitation	32	32	30	570	6,544	0	11.5	17.9	56.0	56.0
Long-Term Acute Care	0	0	0	0	0	0	0.0	0.0	0.0	0.0
<i>Dedicated Observation</i>	0					0				
Facility Utilization	480			23,475	102,861	10,052	4.8	309.4	64.4	

(Includes ICU Direct Admissions Only)

Inpatients and Outpatients Served by Payer Source

	Medicare	Medicaid	Other Public	Private Insurance	Private Pay	Charity Care	Totals
Inpatients	46.0%	13.4%	0.9%	34.5%	3.2%	2.0%	23,475
	10793	3154	212	8099	751	466	
Outpatients	27.4%	16.9%	0.8%	48.5%	5.2%	1.3%	232,432
	63576	39251	1779	112829	12070	2927	

Financial Year Reported:

	11/1/2009 to 12/31/2009		Inpatient and Outpatient Net Revenue by Payer Source					Charity Care Expense	Total Charity Care Expense
	Medicare	Medicaid	Other Public	Private Insurance	Private Pay	Totals			
Inpatient Revenue (\$)	50.0%	11.1%	0.0%	26.3%	13.6%	100.0%		7,284,458	
	101,834,552	22,548,805	0	51,620,573	27,643,931	203,647,861	3,377,931	Totals: Charity Care as % of Net Revenue	
Outpatient Revenue (\$)	22.3%	6.0%	0.0%	51.9%	19.7%	100.0%		1.8%	
	46,700,399	12,443,368	0	108,545,931	41,267,927	208,957,625	3,906,527		

Birthing Data

Number of Total Births: 2,016
 Number of Live Births: 2,011
 Birthing Rooms: 0
 Labor Rooms: 0
 Delivery Rooms: 0
 Labor-Delivery-Recovery Rooms: 0
 Labor-Delivery-Recovery-Postpartum Rooms: 33
 C-Section Rooms: 2
 CSections Performed: 745

Newborn Nursery Utilization

Level 1 Patient Days 3,719
 Level 2 Patient Days 0
 Level 2+ Patient Days 1,943
 Total Nursery Patientdays 5,662

Organ Transplantation

Kidney: 0
 Heart: 0
 Lung: 0
 Heart/Lung: 0
 Pancreas: 0
 Liver: 0
 Total: 0

Laboratory Studies

Inpatient Studies 766,465
 Outpatient Studies 603,298
 Studies Performed Under Contract 31,054

* Note: The 2 Linear Accelerators are capable of performing IGRT, IMRT and Brachytherapy treatments. Actual Cost of Services Provided to Charity Care Inpatients and Outpatients was calculated using the 2009 IRS 990 Schedule H instructions to determine the cost to charge ratio. This methodology was used because the 2009 Medicare Cost Report was not available at time the AHQ was due

Surgical Specialty	Surgery and Operating Room Utilization										
	Operating Rooms				Surgical Cases		Surgical Hours			Hours per Case	
	Inpatient	Outpatient	Combined	Total	Inpatient	Outpatient	Inpatient	Outpatient	Total Hours	Inpatient	Outpatient
Cardiovascular	0	0	2	2	237	0	1377	0	1377	5.8	0.0
Dermatology	0	0	0	0	0	0	0	0	0	0.0	0.0
General	0	0	8	8	1383	1564	2553	1989	4542	1.8	1.3
Gastroenterology	0	0	0	0	1962	3416	1405	2393	3798	0.7	0.7
Neurology	0	0	0	0	373	49	1548	124	1672	4.2	2.5
OB/Gynecology	0	0	0	0	346	686	775	763	1538	2.2	1.1
Oral/Maxillofacial	0	0	0	0	2	25	5	62	67	2.5	2.5
Ophthalmology	0	0	0	0	6	386	11	363	374	1.8	0.9
Orthopedic	0	0	0	0	900	854	1974	1294	3268	2.2	1.5
Otolaryngology	0	0	0	0	143	436	201	541	742	1.4	1.2
Plastic Surgery	0	0	0	0	16	101	29	195	224	1.8	1.9
Podiatry	0	0	0	0	19	118	30	246	276	1.6	2.1
Thoracic	0	0	0	0	421	197	1266	323	1589	3.0	1.6
Urology	0	0	0	0	213	232	743	1309	2052	3.5	5.6
Totals	0	0	10	10	6021	8064	11917	9602	21519	2.0	1.2

SURGICAL RECOVERY STATIONS	Stage 1 Recovery Stations	10	Stage 2 Recovery Stations	0
-----------------------------------	---------------------------	----	---------------------------	---

Procedure Type	Dedicated and Non-Dedicated Procedure Room Utilization										
	Procedure Rooms				Surgical Cases		Surgical Hours			Hours per Case	
	Inpatient	Outpatient	Combined	Total	Inpatient	Outpatient	Inpatient	Outpatient	Total Hours	Inpatient	Outpatient
Gastrointestinal	0	0	3	3	1962	3416	1405	2393	3798	0.7	0.7
Laser Eye Procedures	0	0	1	1	0	56	0	21	21	0.0	0.4
Pain Management	0	0	1	1	57	170	66	202	268	1.2	1.2
Cystoscopy	0	0	1	1	184	350	251	385	636	1.4	1.1
Multipurpose Non-Dedicated Rooms											
	0	0	1	1	0	2	0	1	1	0.0	0.5
	0	0	0	0	0	0	0	0	0	0.0	0.0
	0	0	0	0	0	0	0	0	0	0.0	0.0

Cardiac Catheterization Labs

Total Cath Labs (Dedicated+Nondedicated labs):	4
Cath Labs used for Angiography procedures	0
Dedicated Diagnostic Catheterization Labs	0
Dedicated Interventional Catheterization Labs	0
Dedicated EP Catheterization Labs	1

Cardiac Catheterization Utilization

Total Cardiac Cath Procedures:	2,714
Diagnostic Catheterizations (0-14)	0
Diagnostic Catheterizations (15+)	1,329
Interventional Catheterizations (0-14):	0
Interventional Catheterization (15+)	995
EP Catheterizations (15+)	390

Emergency/Trauma Care

Certified Trauma Center by EMS	<input checked="" type="checkbox"/>
Level of Trauma Service	Level 1 Adult
Level 2	---
Operating Rooms Dedicated for Trauma Care	1
Number of Trauma Visits:	904
Patients Admitted from Trauma	866
Emergency Service Type:	Comprehensive
Number of Emergency Room Stations	43
Persons Treated by Emergency Services:	69,565
Patients Admitted from Emergency:	12,450
Total ED Visits (Emergency+Trauma):	70,469

Cardiac Surgery Data

Total Cardiac Surgery Cases:	855
Pediatric (0 - 14 Years):	0
Adult (15 Years and Older):	855
Coronary Artery Bypass Grafts (CABGs) performed of total Cardiac Cases :	284

Outpatient Service Data

Total Outpatient Visits	506,576
Outpatient Visits at the Hospital/ Campus:	464,506
Outpatient Visits Offsite/off campus	42,070

Diagnostic/Interventional Equipment	Examinations				Radiation Equipment			Therapies/ Treatments
	Owned	Contract	Inpatient	Outpatient	Owned	Contract		
General Radiography/Fluoroscopy	29	0	26,372	71,389	Lithotripsy	0	1	27
Clear Medicine	4	0	3,667	10,206	Linear Accelerator	2	0	70
Immunography	2	0	0	13,856	Image Guided Rad Therapy	2	0	40
Ultrasound	8	0	5,143	19,181	Intensity Modulated Rad Therap	2	0	36
Diagnostic Angiography	0	0	0	0	High Dose Brachytherapy	2	0	19
Interventional Angiography	0	0	0	0	Proton Beam Therapy	0	0	0
Positron Emission Tomography (PET)	0	1	0	0	Gamma Knife	0	0	0
Computerized Axial Tomography (CAT)	7	0	8,981	29,106	Cyber knife	0	0	0
Magnetic Resonance Imaging	4	0	4,170	8,779				

Ownership, Management and General Information

ADMINISTRATOR NAME: Michael Amo
ADMINISTRATOR PHONE: (815) 937-2401
OWNERSHIP: Provena Hospitals
OPERATOR: Provena Hospitals d/b/a Provena St.Marys Hospital
MANAGEMENT: Church-Related
CERTIFICATION: None
FACILITY DESIGNATION: General Hospital
ADDRESS: 500 West Court Street

Patients by Race

White 78.3%
 Black 20.7%
 American Indian 0.0%
 Asian 0.2%
 Hawaiian/ Pacific 0.0%
 Unknown: 0.7%

Patients by Ethnicity

Hispanic or Latino: 3.1%
 Not Hispanic or Latino: 96.6%
 Unknown: 0.3%
 IDPH Number: 4879
 HPA A-14
 HSA 9

CITY: Kankakee

COUNTY: Kankakee County

Facility Utilization Data by Category of Service

Clinical Service	Authorized CON Beds 12/31/2009	Peak Beds Setup and Staffed	Peak Census	Admissions	Inpatient Days	Observation Days	Average Length of Stay	Average Daily Census	CON Occupancy 12/31/2009	Staff Bed Occupancy Rate %
Medical/Surgical	105	83	77	4,471	19,084	952	4.5	54.9	52.3	66.1
0-14 Years				5	19					
15-44 Years				817	2,600					
45-64 Years				1,789	6,969					
65-74 Years				694	3,272					
75 Years +				1,166	6,224					
Pediatric	14	13	10	542	1,711	445	4.0	5.9	42.2	45.4
Intensive Care	26	25	25	2,051	5,860	75	2.9	16.3	62.5	65.0
Direct Admission				1,417	3,233					
Transfers				634	2,627					
Obstetric/Gynecology	12	13	8	466	1,042	52	2.3	3.0	25.0	23.1
Maternity				420	936					
Clean Gynecology				46	106					
Neonatal	0	0	0	0	0	0	0.0	0.0	0.0	0.0
Long Term Care	0	0	0	0	0	0	0.0	0.0	0.0	0.0
Swing Beds				0	0		0.0	0.0		
Acute Mental Illness	25	21	21	649	3,488	3	5.4	9.6	38.3	45.5
Rehabilitation	0	0	0	0	0	0	0.0	0.0	0.0	0.0
Long-Term Acute Care	0	0	0	0	0	0	0.0	0.0	0.0	0.0
<i>Dedicated Observation</i>	0					0				
Facility Utilization	182			7,545	31,185	1,527	4.3	89.6	49.2	

(Includes ICU Direct Admissions Only)

Inpatients and Outpatients Served by Payer Source

	Medicare	Medicaid	Other Public	Private Insurance	Private Pay	Charity Care	Totals
Inpatients	46.0%	17.8%	1.2%	28.8%	4.2%	1.9%	7,545
	3474	1343	94	2171	320	143	
Outpatients	26.9%	15.1%	1.4%	40.9%	14.1%	1.5%	103,475
	27886	15592	1481	42310	14624	1582	

Financial Year Reported:	Inpatient and Outpatient Net Revenue by Payer Source						Charity Care Expense	Total Charity Care Expense
	1/1/2009 to 12/31/2009	Medicare	Medicaid	Other Public	Private Insurance	Private Pay		
Inpatient Revenue (\$)	32,691,073	9,028,207	105,333	18,527,435	1,932,268	62,284,316	1,856,922	2,657,530
Outpatient Revenue (\$)	15,172,947	7,045,738	132,298	52,276,990	4,708,645	79,336,618	800,608	1.9%

Birth Data

Number of Total Births: 424
 Number of Live Births: 420
 Birthing Rooms: 0
 Labor Rooms: 0
 Delivery Rooms: 0
 Labor-Delivery-Recovery Rooms: 1
 Labor-Delivery-Recovery-Postpartum Rooms: 4
 C-Section Rooms: 1
 CSections Performed: 116

Newborn Nursery Utilization

Level 1 Patient Days: 781
 Level 2 Patient Days: 242
 Level 2+ Patient Days: 20
 Total Nursery Patientdays: 1,043

Organ Transplantation

Kidney: 0
 Heart: 0
 Lung: 0
 Heart/Lung: 0
 Pancreas: 0
 Liver: 0
 Total: 0

Laboratory Studies

Inpatient Studies: 167,326
 Outpatient Studies: 204,947
 Studies Performed Under Contract: 0

* Note: According to Board action on 4/22/09, Board reduced 4 ICU beds overall voluntarily. New CON count for the facility is 182 beds. Actual Cost of Services Provided to Charity Care Inpatients and Outpatients (Part II, Question 3 on page 14) was calculated using the 2009 IRS 990 Schedule H instructions to determine the cost to charge ratio. This methodology was used because the 2009 Medicare Cost Report was not available and the 1990 was due.

Surgery and Operating Room Utilization

Surgical Specialty	Operating Rooms				Surgical Cases		Surgical Hours			Hours per Case	
	Inpatient	Outpatient	Combined	Total	Inpatient	Outpatient	Inpatient	Outpatient	Total Hours	Inpatient	Outpatient
Cardiovascular	0	0	0	0	0	0	0	0	0	0.0	0.0
Dermatology	0	0	0	0	0	0	0	0	0	0.0	0.0
General	0	0	7	7	450	640	839	989	1828	1.9	1.5
Gastroenterology	0	0	0	0	166	69	201	83	284	1.2	1.2
Neurology	0	0	0	0	51	747	121	909	1030	2.4	1.2
OB/Gynecology	0	0	0	0	197	248	391	416	807	2.0	1.7
Oral/Maxillofacial	0	0	0	0	12	9	24	17	41	2.0	1.9
Ophthalmology	0	0	0	0	3	385	8	422	430	2.7	1.1
Orthopedic	0	0	0	0	394	607	1047	1223	2270	2.7	2.0
Otolaryngology	0	0	0	0	10	285	15	360	375	1.5	1.3
Plastic Surgery	0	0	0	0	1	33	4	66	70	4.0	2.0
Podiatry	0	0	0	0	11	76	18	154	172	1.6	2.0
Thoracic	0	0	0	0	24	14	60	17	77	2.5	1.2
Urology	0	0	1	1	197	659	301	872	1173	1.5	1.3
Totals	0	0	8	8	1516	3772	3029	5528	8557	2.0	1.5

SURGICAL RECOVERY STATIONS	Stage 1 Recovery Stations	0	Stage 2 Recovery Stations	0
-----------------------------------	---------------------------	---	---------------------------	---

Dedicated and Non-Dedicated Procedure Room Utilization

Procedure Type	Procedure Rooms				Surgical Cases		Surgical Hours			Hours per Case	
	Inpatient	Outpatient	Combined	Total	Inpatient	Outpatient	Inpatient	Outpatient	Total Hours	Inpatient	Outpatient
Gastrointestinal	0	0	5	5	360	1289	382	1565	1947	1.1	1.2
Laser Eye Procedures	0	0	1	1	0	22	0	17	17	0.0	0.8
Pain Management	0	0	0	0	0	0	0	0	0	0.0	0.0
Cystoscopy	0	0	0	0	0	0	0	0	0	0.0	0.0
Multipurpose Non-Dedicated Rooms											
	0	0	0	0	0	0	0	0	0	0.0	0.0
	0	0	0	0	0	0	0	0	0	0.0	0.0
	0	0	0	0	0	0	0	0	0	0.0	0.0

Cardiac Catheterization Labs

Total Cath Labs (Dedicated+Nondedicated labs):	2
Cath Labs used for Angiography procedures	2
Dedicated Diagnostic Catheterization Labs	0
Dedicated Interventional Catheterization Labs	0
Dedicated EP Catheterization Labs	0

Emergency/Trauma Care

Certified Trauma Center by EMS	<input checked="" type="checkbox"/>	
Level of Trauma Service	Level 1 Adult	Level 2 ---
Operating Rooms Dedicated for Trauma Care	1	
Number of Trauma Visits:	291	
Patients Admitted from Trauma	223	
Emergency Service Type:	Comprehensive	
Number of Emergency Room Stations	22	
Persons Treated by Emergency Services:	31,174	
Patients Admitted from Emergency:	5,913	
Total ED Visits (Emergency+Trauma):	31,465	

Cardiac Catheterization Utilization

Total Cardiac Cath Procedures:	658
Diagnostic Catheterizations (0-14)	0
Diagnostic Catheterizations (15+)	522
Interventional Catheterizations (0-14):	0
Interventional Catheterization (15+)	113
EP Catheterizations (15+)	23

Cardiac Surgery Data

Total Cardiac Surgery Cases:	0
Pediatric (0 - 14 Years):	0
Adult (15 Years and Older):	0
Coronary Artery Bypass Grafts (CABGs) performed of total Cardiac Cases :	0

Outpatient Service Data

Total Outpatient Visits	218,663
Outpatient Visits at the Hospital/ Campus:	187,202
Outpatient Visits Offsite/off campus	31,461

Diagnostic/Interventional Equipment

Examinations

Radiation Equipment

Therapies/ Treatments

	Owned		Contract		Inpatient	Outpatient	Owned		Contract		Therapies/ Treatments
General Radiography/Fluoroscopy	7	0	7,780	30,258			Lithotripsy	0	1	156	
Nuclear Medicine	2	0	1,405	1,861			Linear Accelerator	0	0	0	
Mammography	4	0	0	4,584			Image Guided Rad Therapy	0	0	0	
Ultrasound	4	0	2,102	6,361			Intensity Modulated Rad Therap	0	0	0	
Diagnostic Angiography	0	0	0	0			High Dose Brachytherapy	0	0	0	
Interventional Angiography	0	0	0	0			Proton Beam Therapy	0	0	0	
Positron Emission Tomography (PET)	0	1	0	0			Gamma Knife	0	0	0	
Computerized Axial Tomography (CAT)	2	0	2,494	15,811			Cyber knife	0	0	0	
Magnetic Resonance Imaging	2	0	609	255							

NUMBER OF PATIENTS BY AGE GROUP

AGE	MALE	FEMALE	TOTAL
0-14	15	12	27
15-44	159	185	344
45-64	308	322	630
65-74	266	388	654
75+ Yea	192	420	612
TOTAL	940	1,327	2,267

NUMBER OF PATIENTS BY PRIMARY PAYMENT SOURCE

PAYMENT SOURCE	MALE	FEMALE	TOTAL
Medicaid	25	26	51
Medicare	414	851	1,265
Other Public Insurance	0	0	0
Private Pay	10	16	26
Charity Care	3	1	4
TOTAL	940	1,327	2,267

NET REVENUE BY PAYOR SOURCE for Fiscal Year

Medicare	Medicaid	Other Public	Private Insurance	Private Pay	TOTALS	Charity Care Expense	Charity Care Expense as % of Total Net Revenue
18.7%	0.5%	0.0%	58.6%	22.2%	100.0%		0%
870,580	21,951	0	2,730,613	1,035,739	4,658,883	16,139	

OPERATING ROOM UTILIZATION FOR THE REPORTING YEAR

SURGERY AREA	TOTAL SURGERIES	SURGERY		TOTAL SURGERY (HOURS)	AVERAGE CASE TIME (HOURS)
		TIME (HOURS)	PREP and CLEAN-UP TIME (HOURS)		
Cardiovascular	0	0.00	0.00	0.00	0.00
Dermatology	0	0.00	0.00	0.00	0.00
Gastroenterology	266	133.00	88.00	221.00	0.83
General	16	12.00	7.00	19.00	1.19
Laser Eye	0	0.00	0.00	0.00	0.00
Neurological	0	0.00	0.00	0.00	0.00
OB/Gynecology	0	0.00	0.00	0.00	0.00
Ophthalmology	1304	652.00	325.00	977.00	0.75
Oral/Maxillofacial	0	0.00	0.00	0.00	0.00
Orthopedic	287	287.00	119.00	406.00	1.41
Otolaryngology	37	22.00	12.00	34.00	0.92
Pain Management	148	74.00	24.00	98.00	0.66
Plastic	0	0.00	0.00	0.00	0.00
Podiatry	164	164.00	68.00	232.00	1.41
Thoracic	0	0.00	0.00	0.00	0.00
Urology	45	30.00	22.00	52.00	1.16
TOTAL	2267	1,374.00	665.00	2039.00	0.90

PROCEDURE ROOM UTILIZATION FOR THE REPORTING YEAR

SURGERY AREA	PROCEDURE ROOMS	TOTAL SURGERIES	SURGERY		TOTAL SURGERY (HOURS)	AVERAGE CASE TIME (HOURS)
			TIME (HOURS)	PREP and CLEAN-UP TIME (HOURS)		
Cardiac Catheteriza	0	0	0	0	0	0.00
Gastro-Intestinal	0	0	0	0	0	0.00
Laser Eye	0	0	0	0	0	0.00
Pain Management	0	0	0	0	0	0.00
TOTALS	0	0	0	0	0	0.00

HISTORICAL UTILIZATION OF
MANTENO DIALYSIS CENTER

Provena Health maintains a 50% ownership interest in Manteno Dialysis Center, 15-station ESRD facility located in Manteno, Illinois. According to data provided by The Renal Network, Manteno Dialysis Center operated at 41.11% of capacity during the reporting quarter ending September 30, 2009.

PROVENA COR MARIAE CENTER

3330 MARIA LINDEN DRIVE
ROCKFORD, IL. 61114

Reference Numbers Facility ID 6005771

Health Service Area 001 Planning Service Area 201

Administrator

Teresa Wester-Peters

Contact Person and Telephone

Sandra Fuller

815-877-7416

Registered Agent Information

Teresa Wester-Peters

3330 Maria Linden Drive

Rockford, IL 61114

FACILITY OWNERSHIP

NON-PROF CORPORATION

CONTINUING CARE COMMUNITY

No

LIFE CARE FACILITY

No

ADMISSION RESTRICTIONS

Aggressive/Anti-Social	0
Chronic Alcoholism	0
Developmentally Disabled	0
Drug Addiction	0
Medicaid Recipient	0
Medicare Recipient	0
Mental Illness	0
Non-Ambulatory	0
Non-Mobile	0
Public Aid Recipient	0
Under 65 Years Old	0
Unable to Self-Medicate	0
Ventilator Dependent	1
Infectious Disease w/ Isolation	0
Other Restrictions	0
No Restrictions	0

Note: Reported restrictions denoted by '1'

RESIDENTS BY PRIMARY DIAGNOSIS

DIAGNOSIS	
Neoplasms	0
Endocrine/Metabolic	0
Blood Disorders	0
*Nervous System Non Alzheimer	0
Alzheimer Disease	0
Mental Illness	0
Developmental Disability	0
Circulatory System	28
Respiratory System	23
Digestive System	10
Genitourinary System Disorders	14
Skin Disorders	4
Musculo-skeletal Disorders	14
Injuries and Poisonings	10
Other Medical Conditions	12
Non-Medical Conditions	7
TOTALS	122

Total Residents Diagnosed as Mentally Ill

14

LICENSED BEDS, BEDS IN USE, MEDICARE/MEDICAID CERTIFIED BEDS

ADMISSIONS AND DISCHARGES - 2009

LEVEL OF CARE	LICENSED BEDS	PEAK BEDS		BEDS IN USE	AVAILABLE BEDS	MEDICARE CERTIFIED	MEDICAID CERTIFIED	ADMISSIONS AND DISCHARGES - 2009	
		SET-UP	USED					Residents on 1/1/2009	
Nursing Care	73	73	69	73	4	73	16	Residents on 1/1/2009	113
Skilled Under 22	0	0	0	0	0	0	0	Total Admissions 2009	484
Intermediate DD	0	0	0	0	0	0	0	Total Discharges 2009	475
Sheltered Care	61	61	53	61	8	0	0	Residents on 12/31/2009	122
TOTAL BEDS	134	134	122	134	12	73	16	Identified Offenders	0

FACILITY UTILIZATION - 2009

BY LEVEL OF CARE PROVIDED AND PATIENT PAYMENT SOURCE

LEVEL OF CARE	Medicare		Medicaid		Other Public	Private Insurance	Private Pay	Charity Care	TOTAL	Licensed Beds	Peak Beds
	Pat. days	Occ. Pct.	Pat. days	Occ. Pct.							
Nursing Care	10344	38.8%	4319	74.0%	0	0	8821	167	23651	88.8%	88.8%
Skilled Under 22			0	0.0%	0	0	0	0	0	0.0%	0.0%
Intermediate DD			0	0.0%	0	0	0	0	0	0.0%	0.0%
Sheltered Care					0	1570	17775	0	19345	86.9%	86.9%
TOTALS	10344	38.8%	4319	74.0%	0	1570	26596	167	42996	87.9%	87.9%

RESIDENTS BY AGE GROUP, SEX AND LEVEL OF CARE - DECEMBER 31, 2009

AGE GROUPS	NURSING CARE		SKL UNDER 22		INTERMED. DD		SHELTERED		TOTAL		GRAND TOTAL
	Male	Female	Male	Female	Male	Female	Male	Female	Male	Female	
Under 18	0	0	0	0	0	0	0	0	0	0	0
18 to 44	0	0	0	0	0	0	0	0	0	0	0
45 to 59	0	0	0	0	0	0	0	0	0	0	0
60 to 64	1	1	0	0	0	0	0	1	1	2	3
65 to 74	2	2	0	0	0	0	2	3	4	5	9
75 to 84	3	12	0	0	0	0	5	8	8	20	28
85+	10	38	0	0	0	0	10	24	20	62	82
TOTALS	16	53	0	0	0	0	17	36	33	89	122

PROVENA COR MARIAE CENTER

3330 MARIA LINDEN DRIVE

ROCKFORD, IL. 61114

Reference Numbers Facility ID 6005771

Health Service Area 001 Planning Service Area 201

RESIDENTS BY PAYMENT SOURCE AND LEVEL OF CARE

LEVEL OF CARE	Medicare		Other		Private	Charity	TOTALS
	Medicare	Medicaid	Public	Insurance	Pay	Care	
Nursing Care	36	12	3	3	15	0	69
Skilled Under 22	0	0	0	0	0	0	0
ICF/DD		0	0	0	0	0	0
Sheltered Care			0	0	53	0	53
TOTALS	36	12	3	3	68	0	122

AVERAGE DAILY PAYMENT RATES

LEVEL OF CARE	SINGLE	DOUBLE
Nursing Care	343	207
Skilled Under 22	0	0
Intermediate DD	0	0
Shelter	144	0

RESIDENTS BY RACIAL/ETHNICITY GROUPING

RACE	Nursing	SkUnd22	ICF/DD	Shelter	Totals
Asian	0	0	0	1	1
Amer. Indian	0	0	0	0	0
Black	4	0	0	0	4
Hawaiian/Pac. Isl.	0	0	0	0	0
White	65	0	0	52	117
Race Unknown	0	0	0	0	0
Total	69	0	0	53	122

ETHNICITY	Nursing	SkUnd22	ICF/DD	Shelter	Totals
Hispanic	0	0	0	1	1
Non-Hispanic	69	0	0	52	121
Ethnicity Unknown	0	0	0	0	0
Total	69	0	0	53	122

STAFFING

EMPLOYMENT CATEGORY	FULL-TIME EQUIVALENT
Administrators	2.00
Physicians	0.00
Director of Nursing	1.00
Registered Nurses	9.54
LPN's	13.78
Certified Aides	41.78
Other Health Staff	0.00
Non-Health Staff	58.70
Totals	126.80

NET REVENUE BY PAYOR SOURCE (Fiscal Year Data)

Medicare	Medicaid	Other Public	Private Insurance	Private Pay	TOTALS	Charity Care Expense*	Charity Care Expense as % of Total Net Revenue
36.0%	5.9%	0.0%	5.5%	52.6%	100.0%		0.3%
3,213,321	522,027	0	494,247	4,684,406	8,914,001	25,072	

*Charity Expense does not include expenses which may be considered a community benefit.

PROVENA GENEVA CARE CENTER

1101 EAST STATE STREET
 GENEVA, IL. 60134
Reference Numbers Facility ID 6003503
 Health Service Area 008 Planning Service Area 089

Administrator
 Dawn Renee Furman

Contact Person and Telephone
 DAWN. R. FURMAN
 630-232-7544

Registered Agent Information
 Date Completed 5/12/2010

FACILITY OWNERSHIP
 NON-PROF CORPORATION
CONTINUING CARE COMMUNITY No
LIFE CARE FACILITY No

ADMISSION RESTRICTIONS

Aggressive/Anti-Social	0
Chronic Alcoholism	1
Developmentally Disabled	1
Drug Addiction	1
Medicaid Recipient	0
Medicare Recipient	0
Mental Illness	0
Non-Ambulatory	0
Non-Mobile	0
Public Aid Recipient	0
Under 65 Years Old	0
Unable to Self-Medicare	0
Ventilator Dependent	1
Infectious Disease w/ Isolation	0
Other Restrictions	0
No Restrictions	0

Note: Reported restrictions denoted by '1'

RESIDENTS BY PRIMARY DIAGNOSIS

DIAGNOSIS	
Neoplasms	0
Endocrine/Metabolic	1
Blood Disorders	0
*Nervous System Non Alzheimer	5
Alzheimer Disease	24
Mental Illness	11
Developmental Disability	1
Circulatory System	10
Respiratory System	10
Digestive System	3
Genitourinary System Disorders	1
Skin Disorders	0
Musculo-skeletal Disorders	2
Injuries and Poisonings	1
Other Medical Conditions	12
Non-Medical Conditions	0
TOTALS	81
Total Residents Diagnosed as Mentally Ill 15	

LICENSED BEDS, BEDS IN USE, MEDICARE/MEDICAID CERTIFIED BEDS

ADMISSIONS AND DISCHARGES - 2009

LEVEL OF CARE	LICENSED BEDS	PEAK	PEAK	BEDS IN USE	AVAILABLE BEDS	MEDICARE CERTIFIED	MEDICAID CERTIFIED	ADMISSIONS AND DISCHARGES - 2009	
		BEDS SET-UP	BEDS USED					Residents on 1/1/2009	
Nursing Care	107	106	106	81	26	63	69	Residents on 1/1/2009	89
Skilled Under 22	0	0	0	0	0	0	0	Total Admissions 2009	190
Intermediate DD	0	0	0	0	0	0	0	Total Discharges 2009	198
Sheltered Care	0	0	0	0	0	0	0	Residents on 12/31/2009	81
TOTAL BEDS	107	106	106	81	26	63	69	Identified Offenders	0

FACILITY UTILIZATION - 2009

BY LEVEL OF CARE PROVIDED AND PATIENT PAYMENT SOURCE

LEVEL OF CARE	Medicare		Medicaid		Other Public	Private	Private	Charity	TOTAL	Licensed	Peak Beds
	Pat. days	Occ. Pct.	Pat. days	Occ. Pct.		Insurance	Pay	Care		Beds	Set Up
Nursing Care	6481	28.2%	19671	78.1%	0	311	5973	0	32436	83.1%	83.8%
Skilled Under 22			0	0.0%	0	0	0	0	0	0.0%	0.0%
Intermediate DD			0	0.0%	0	0	0	0	0	0.0%	0.0%
Sheltered Care			0	0.0%	0	0	0	0	0	0.0%	0.0%
TOTALS	6481	28.2%	19671	78.1%	0	311	5973	0	32436	83.1%	83.8%

RESIDENTS BY AGE GROUP, SEX AND LEVEL OF CARE - DECEMBER 31, 2009

AGE GROUPS	NURSING CARE		SKL UNDER 22		INTERMED. DD		SHELTERED		TOTAL		GRAND TOTAL
	Male	Female	Male	Female	Male	Female	Male	Female	Male	Female	
Under 18	0	0	0	0	0	0	0	0	0	0	0
18 to 44	0	0	0	0	0	0	0	0	0	0	0
45 to 59	1	0	0	0	0	0	0	0	1	0	1
60 to 64	1	0	0	0	0	0	0	0	1	0	1
65 to 74	4	4	0	0	0	0	0	0	4	4	8
75 to 84	6	19	0	0	0	0	0	0	6	19	25
85+	6	40	0	0	0	0	0	0	6	40	46
TOTALS	18	63	0	0	0	0	0	0	18	63	81

PROVENA GENEVA CARE CENTER

1101 EAST STATE STREET
GENEVA, IL. 60134

Reference Numbers Facility ID 6003503

Health Service Area 008 Planning Service Area 089

RESIDENTS BY PAYMENT SOURCE AND LEVEL OF CARE

LEVEL OF CARE	Other					Private Pay	Charity Care	TOTALS
	Medicare	Medicaid	Public	Insurance				
Nursing Care	15	47	0	1	18	0	81	
Skilled Under 22	0	0	0	0	0	0	0	
ICF/DD		0	0	0	0	0	0	
Sheltered Care			0	0	0	0	0	
TOTALS	15	47	0	1	18	0	81	

AVERAGE DAILY PAYMENT RATES

LEVEL OF CARE	SINGLE	DOUBLE
Nursing Care	274	224
Skilled Under 22	0	0
Intermediate DD	0	0
Shelter	0	0

RESIDENTS BY RACIAL/ETHNICITY GROUPING

RACE	Nursing	SkUnd22	ICF/DD	Shelter	Totals
Asian	0	0	0	0	0
Amer. Indian	0	0	0	0	0
Black	0	0	0	0	0
Hawaiian/Pac. Isl.	0	0	0	0	0
White	81	0	0	0	81
Race Unknown	0	0	0	0	0
Total	81	0	0	0	81

ETHNICITY	Nursing	SkUnd22	ICF/DD	Shelter	Totals
Hispanic	0	0	0	0	0
Non-Hispanic	81	0	0	0	81
Ethnicity Unknown	0	0	0	0	0
Total	81	0	0	0	81

STAFFING

EMPLOYMENT CATEGORY	FULL-TIME EQUIVALENT
Administrators	1.00
Physicians	0.50
Director of Nursing	1.00
Registered Nurses	7.50
LPN's	12.00
Certified Aides	41.00
Other Health Staff	7.00
Non-Health Staff	24.00
Totals	94.00

NET REVENUE BY PAYOR SOURCE (Fiscal Year Data)

Medicare	Medicaid	Other Public	Private Insurance	Private Pay	TOTALS	Charity Care Expense*	Charity Care Expense as % of Total Net Revenue
32.7%	38.5%	0.0%	1.5%	27.2%	100.0%		0.0%
2,055,000	2,417,269	0	95,656	1,709,374	6,277,299	0	

*Charity Expense does not include expenses which may be considered a community benefit.

PROVENA HERITAGE VILLAGE		ADMISSION RESTRICTIONS		RESIDENTS BY PRIMARY DIAGNOSIS		
901 NORTH ENTRANCE		Aggressive/Anti-Social	1	DIAGNOSIS		
KANKAKEE, IL. 60901		Chronic Alcoholism	1	Neoplasms	0	
Reference Numbers	Facility ID 6004246	Developmentally Disabled	0	Endocrine/Metabolic	0	
Health Service Area 009	Planning Service Area 091	Drug Addiction	1	Blood Disorders	0	
Administrator		Medicaid Recipient	1	*Nervous System Non Alzheimer	0	
Carol McIntyre		Medicare Recipient	0	Alzheimer Disease	19	
Contact Person and Telephone		Mental Illness	1	Mental Illness	0	
CAROL D MCINTYRE		Non-Ambulatory	0	Developmental Disability	1	
815-939-4506		Non-Mobile	0	Circulatory System	31	
Registered Agent Information	Date Completed 4/9/2010	Public Aid Recipient	0	Respiratory System	10	
		Under 65 Years Old	0	Digestive System	5	
		Unable to Self-Medicate	0	Genitourinary System Disorders	0	
		Ventilator Dependent	1	Skin Disorders	0	
		Infectious Disease w/ Isolation	0	Musculo-skeletal Disorders	0	
		Other Restrictions	0	Injuries and Poisonings	0	
		No Restrictions	0	Other Medical Conditions	8	
FACILITY OWNERSHIP		<i>Note: Reported restrictions denoted by 'I'</i>			Non-Medical Conditions	0
NON-PROF CORPORATION				TOTALS	74	
CONTINUING CARE COMMUNITY	No					
LIFE CARE FACILITY	No			Total Residents Diagnosed as Mentally Ill	0	

LICENSED BEDS, BEDS IN USE, MEDICARE/MEDICAID CERTIFIED BEDS

ADMISSIONS AND DISCHARGES - 2009

LEVEL OF CARE	LICENSED BEDS	PEAK BEDS SET-UP	PEAK BEDS USED	BEDS SET-UP	BEDS IN USE	AVAILABLE BEDS	MEDICARE CERTIFIED	MEDICAID CERTIFIED	Residents on 1/1/2009	
Nursing Care	51	51	51	51	42	9	51	0	Total Admissions 2009	225
Skilled Under 22	0	0	0	0	0	0		0	Total Discharges 2009	223
Intermediate DD	0	0	0	0	0	0		0	Residents on 12/31/2009	74
Sheltered Care	79	36	36	36	32	47			Identified Offenders	0
TOTAL BEDS	130	87	87	87	74	56	51	0		

FACILITY UTILIZATION - 2009

BY LEVEL OF CARE PROVIDED AND PATIENT PAYMENT SOURCE

LEVEL OF CARE	Medicare		Medicaid		Other Public	Private Insurance	Private Pay	Charity Care	TOTAL	Licensed Beds Occ. Pct.	Peak Beds Set Up Occ. Pct.
	Pat. days	Occ. Pct.	Pat. days	Occ. Pct.							
Nursing Care	8657	46.5%	0	0.0%	0	547	9197	0	18401	98.9%	98.9%
Skilled Under 22			0	0.0%	0	0	0	0	0	0.0%	0.0%
Intermediate DD			0	0.0%	0	0	0	0	0	0.0%	0.0%
Sheltered Care					0	0	5840	365	6205	21.5%	47.2%
TOTALS	8657	46.5%	0	0.0%	0	547	15037	365	24606	51.9%	77.5%

RESIDENTS BY AGE GROUP, SEX AND LEVEL OF CARE - DECEMBER 31, 2009

AGE GROUPS	NURSING CARE		SKL UNDER 22		INTERMED. DD		SHELTERED		TOTAL		GRAND TOTAL
	Male	Female	Male	Female	Male	Female	Male	Female	Male	Female	
Under 18	0	0	0	0	0	0	0	0	0	0	0
18 to 44	0	0	0	0	0	0	0	0	0	0	0
45 to 59	1	0	0	0	0	0	0	0	1	0	1
60 to 64	0	0	0	0	0	0	0	0	0	0	0
65 to 74	0	4	0	0	0	0	0	0	0	4	4
75 to 84	5	10	0	0	0	0	0	4	5	14	19
85+	3	19	0	0	0	0	4	24	7	43	50
TOTALS	9	33	0	0	0	0	4	28	13	61	74

PROVENA HERITAGE VILLAGE

901 NORTH ENTRANCE
KANKAKEE, IL. 60901

Reference Numbers Facility ID 6004246

Health Service Area 009 Planning Service Area 091

RESIDENTS BY PAYMENT SOURCE AND LEVEL OF CARE

LEVEL OF CARE	Other					Private Pay	Charity Care	TOTALS
	Medicare	Medicaid	Public	Insurance				
Nursing Care	24	0	0	10	8	0	42	
Skilled Under 22	0	0	0	0	0	0	0	
ICF/DD		0	0	0	0	0	0	
Sheltered Care			0	0	31	1	32	
TOTALS	24	0	0	10	39	1	74	

AVERAGE DAILY PAYMENT RATES

LEVEL OF CARE	SINGLE	DOUBLE
Nursing Care	206	177
Skilled Under 22	0	0
Intermediate DD	0	0
Shelter	113	102

RESIDENTS BY RACIAL/ETHNICITY GROUPING

RACE	Nursing	SkUnd22	ICF/DD	Shelter	Totals
Asian	0	0	0	0	0
Amer. Indian	0	0	0	0	0
Black	1	0	0	0	1
Hawaiian/Pac. Isl.	0	0	0	0	0
White	41	0	0	32	73
Race Unknown	0	0	0	0	0
Total	42	0	0	32	74

ETHNICITY	Nursing	SkUnd22	ICF/DD	Shelter	Totals
Hispanic	0	0	0	0	0
Non-Hispanic	42	0	0	32	74
Ethnicity Unknown	0	0	0	0	0
Total	42	0	0	32	74

STAFFING

EMPLOYMENT CATEGORY	FULL-TIME EQUIVALENT
Administrators	1.00
Physicians	0.00
Director of Nursing	1.00
Registered Nurses	7.00
LPN's	11.00
Certified Aides	41.00
Other Health Staff	4.00
Non-Health Staff	48.00
Totals	113.00

NET REVENUE BY PAYOR SOURCE (Fiscal Year Data)

Medicare	Medicaid	Other Public	Private Insurance	Private Pay	TOTALS	Charity Care Expense*	Charity Care Expense as % of Total Net Revenue
47.3%	0.0%	0.0%	3.7%	49.0%	100.0%		0.2%
2,600,153	0	0	200,575	2,691,589	5,492,317	9,000	

*Charity Expense does not include expenses which may be considered a community benefit.

PROVENA MCAULEY MANOR

400 W. SULLIVAN ROAD
 AURORA, IL. 60506
 Reference Numbers Facility ID 6005912
 Health Service Area 008 Planning Service Area 089
Administrator
 Jennifer Roach

Contact Person and Telephone

Bill Erue
 630-859-3700

Registered Agent Information

Megan Kieffer
 19065 Hickory Creek Drive Suite 300
 Mokena, IL 60448

FACILITY OWNERSHIP

NON-PROF CORPORATION

CONTINUING CARE COMMUNITY

LIFE CARE FACILITY

Date Completed
 5/7/2010

No
 No

ADMISSION RESTRICTIONS

Aggressive/Anti-Social 0
 Chronic Alcoholism 0
 Developmentally Disabled 0
 Drug Addiction 0
 Medicaid Recipient 0
 Medicare Recipient 0
 Mental Illness 1
 Non-Ambulatory 0
 Non-Mobile 0
 Public Aid Recipient 0
 Under 65 Years Old 0
 Unable to Self-Medicate 0
 Ventilator Dependent 1
 Infectious Disease w/ Isolation 0
 Other Restrictions 0
 No Restrictions 0

Note: Reported restrictions denoted by 'I'

RESIDENTS BY PRIMARY DIAGNOSIS

DIAGNOSIS
 Neoplasms 3
 Endocrine/Metabolic 0
 Blood Disorders 0
 *Nervous System Non Alzheimer 5
 Alzheimer Disease 3
 Mental Illness 1
 Developmental Disability 0
 Circulatory System 17
 Respiratory System 3
 Digestive System 6
 Genitourinary System Disorders 0
 Skin Disorders 1
 Musculo-skeletal Disorders 15
 Injuries and Poisonings 4
 Other Medical Conditions 5
 Non-Medical Conditions 0
TOTALS 63

Total Residents Diagnosed as Mentally Ill 1

LICENSED BEDS, BEDS IN USE, MEDICARE/MEDICAID CERTIFIED BEDS

ADMISSIONS AND DISCHARGES - 2009

LEVEL OF CARE	LICENSED BEDS	PEAK BEDS SET-UP	PEAK BEDS USED	BEDS SET-UP	BEDS IN USE	AVAILABLE BEDS	MEDICARE CERTIFIED	MEDICAID CERTIFIED	ADMISSIONS AND DISCHARGES - 2009	
									Residents on 1/1/2009	62
Nursing Care	87	87	74	87	63	24	87	9	Total Admissions 2009	517
Skilled Under 22	0	0	0	0	0	0	0	0	Total Discharges 2009	516
Intermediate DD	0	0	0	0	0	0	0	0	Residents on 12/31/2009	63
Sheltered Care	0	0	0	0	0	0	0	0	Identified Offenders	0
TOTAL BEDS	87	87	74	87	63	24	87	9		

FACILITY UTILIZATION - 2009

BY LEVEL OF CARE PROVIDED AND PATIENT PAYMENT SOURCE

LEVEL OF CARE	Medicare		Medicaid		Other Public	Private Insurance	Private Pay	Charity Care	TOTAL	Licensed Beds Occ. Pct.	Peak Beds Set Up Occ. Pct.
	Pat. days	Occ. Pct.	Pat. days	Occ. Pct.							
Nursing Care	10591	33.4%	1312	39.9%	0	695	10073	192	22863	72.0%	72.0%
Skilled Under 22			0	0.0%	0	0	0	0	0	0.0%	0.0%
Intermediate DD			0	0.0%	0	0	0	0	0	0.0%	0.0%
Sheltered Care					0	0	0	0	0	0.0%	0.0%
TOTALS	10591	33.4%	1312	39.9%	0	695	10073	192	22863	72.0%	72.0%

RESIDENTS BY AGE GROUP, SEX AND LEVEL OF CARE - DECEMBER 31, 2009

AGE GROUPS	NURSING CARE		SKL UNDER 22		INTERMED. DD		SHELTERED		TOTAL		GRAND TOTAL
	Male	Female	Male	Female	Male	Female	Male	Female	Male	Female	
Under 18	0	0	0	0	0	0	0	0	0	0	0
18 to 44	1	0	0	0	0	0	0	0	1	0	1
45 to 59	0	1	0	0	0	0	0	0	0	1	1
60 to 64	2	0	0	0	0	0	0	0	2	0	2
65 to 74	5	1	0	0	0	0	0	0	5	1	6
75 to 84	5	10	0	0	0	0	0	0	5	10	15
85+	6	32	0	0	0	0	0	0	6	32	38
TOTALS	19	44	0	0	0	0	0	0	19	44	63

PROVENA MCAULEY MANOR

400 W. SULLIVAN ROAD

AURORA, IL. 60506

Reference Numbers Facility ID 6005912

Health Service Area 008 Planning Service Area 089

RESIDENTS BY PAYMENT SOURCE AND LEVEL OF CARE

LEVEL OF CARE	Other				Private Pay	Charity Care	TOTALS
	Medicare	Medicaid	Public	Insurance			
Nursing Care	24	4	0	4	31	0	63
Skilled Under 22	0	0	0	0	0	0	0
ICF/DD		0	0	0	0	0	0
Sheltered Care			0	0	0	0	0
TOTALS	24	4	0	4	31	0	63

AVERAGE DAILY PAYMENT RATES

LEVEL OF CARE	SINGLE	DOUBLE
Nursing Care	228	207
Skilled Under 22	0	0
Intermediate DD	0	0
Shelter	0	0

RESIDENTS BY RACIAL/ETHNICITY GROUPING

RACE	Nursing	SkUnd22	ICF/DD	Shelter	Totals
Asian	0	0	0	0	0
Amer. Indian	0	0	0	0	0
Black	1	0	0	0	1
Hawaiian/Pac. Isl.	0	0	0	0	0
White	60	0	0	0	60
Race Unknown	2	0	0	0	2
Total	63	0	0	0	63

ETHNICITY	Nursing	SkUnd22	ICF/DD	Shelter	Totals
Hispanic	2	0	0	0	2
Non-Hispanic	61	0	0	0	61
Ethnicity Unknown	0	0	0	0	0
Total	63	0	0	0	63

STAFFING

EMPLOYMENT CATEGORY	FULL-TIME EQUIVALENT
Administrators	1.00
Physicians	0.00
Director of Nursing	1.00
Registered Nurses	7.00
LPN's	3.00
Certified Aides	22.00
Other Health Staff	6.00
Non-Health Staff	32.00
Totals	72.00

NET REVENUE BY PAYOR SOURCE (Fiscal Year Data)

Medicare	Medicaid	Other Public	Private Insurance	Private Pay	TOTALS	Charity Care Expense*	Charity Care Expense as % of Total Net Revenue
48.8%	2.4%	0.0%	3.0%	45.8%	100.0%		0.1%
3,259,177	161,944	0	201,199	3,056,364	6,678,684	7,530	

*Charity Expense does not include expenses which may be considered a community benefit.

PROVENA OUR LADY OF VICTORY		ADMISSION RESTRICTIONS		RESIDENTS BY PRIMARY DIAGNOSIS		
20 BRIARCLIFF LANE		Aggressive/Anti-Social	0	DIAGNOSIS		
BOURBONNAIS, IL. 60914		Chronic Alcoholism	0	Neoplasms	2	
Reference Numbers	Facility ID 6007009	Developmentally Disabled	0	Endocrine/Metabolic	5	
Health Service Area 009	Planning Service Area 091	Drug Addiction	0	Blood Disorders	2	
Administrator		Medicaid Recipient	0	*Nervous System Non Alzheimer	5	
Robin Gifford		Medicare Recipient	0	Alzheimer Disease	1	
Contact Person and Telephone		Mental Illness	0	Mental Illness	1	
ROBIN GIFFORD		Non-Ambulatory	0	Developmental Disability	0	
815-937-2022		Non-Mobile	0	Circulatory System	25	
Registered Agent Information	Date Completed	Public Aid Recipient	0	Respiratory System	17	
	5/6/2010	Under 65 Years Old	0	Digestive System	2	
		Unable to Self-Medicare	0	Genitourinary System Disorders	8	
		Ventilator Dependent	1	Skin Disorders	2	
		Infectious Disease w/ Isolation	0	Musculo-skeletal Disorders	9	
		Other Restrictions	0	Injuries and Poisonings	5	
		No Restrictions	0	Other Medical Conditions	10	
FACILITY OWNERSHIP		<i>Note: Reported restrictions denoted by '1'</i>			Non-Medical Conditions	0
NON-PROF CORPORATION				TOTALS	94	
CONTINUING CARE COMMUNITY	No					
LIFE CARE FACILITY	No			Total Residents Diagnosed as Mentally Ill	1	

LEVEL OF CARE	LICENSED BEDS, BEDS IN USE, MEDICARE/MEDICAID CERTIFIED BEDS							ADMISSIONS AND DISCHARGES - 2009		
	LICENSED BEDS	PEAK BEDS SET-UP	PEAK BEDS USED	BEDS SET-UP	BEDS IN USE	AVAILABLE BEDS	MEDICARE CERTIFIED	MEDICAID CERTIFIED	Residents on 1/1/2009	95
Nursing Care	107	107	107	107	94	13	55	90	Total Admissions 2009	205
Skilled Under 22	0	0	0	0	0	0		0	Total Discharges 2009	206
Intermediate DD	0	0	0	0	0	0		0	Residents on 12/31/2009	94
Sheltered Care	0	0	0	0	0	0		0	Identified Offenders	0
TOTAL BEDS	107	107	107	107	94	13	55	90		

FACILITY UTILIZATION - 2009											
BY LEVEL OF CARE PROVIDED AND PATIENT PAYMENT SOURCE											
LEVEL OF CARE	Medicare		Medicaid		Other Public	Private Insurance	Private Pay	Charity Care	TOTAL	Licensed Beds	Peak Beds Set Up
	Pat. days	Occ. Pct.	Pat. days	Occ. Pct.	Pat. days	Pat. days	Pat. days	Pat. days	Pat. days	Occ. Pct.	Occ. Pct.
Nursing Care	7906	39.4%	23104	70.3%	0	480	2785	0	34275	87.8%	87.8%
Skilled Under 22			0	0.0%	0	0	0	0	0	0.0%	0.0%
Intermediate DD			0	0.0%	0	0	0	0	0	0.0%	0.0%
Sheltered Care			0	0.0%	0	0	0	0	0	0.0%	0.0%
TOTALS	7906	39.4%	23104	70.3%	0	480	2785	0	34275	87.8%	87.8%

RESIDENTS BY AGE GROUP, SEX AND LEVEL OF CARE - DECEMBER 31, 2009												
AGE GROUPS	NURSING CARE		SKL UNDER 22		INTERMED. DD		SHELTERED		TOTAL		GRAND TOTAL	
	Male	Female	Male	Female	Male	Female	Male	Female	Male	Female	TOTAL	
Under 18	0	0	0	0	0	0	0	0	0	0	0	
18 to 44	0	1	0	0	0	0	0	0	0	1	1	
45 to 59	0	0	0	0	0	0	0	0	0	0	0	
60 to 64	2	2	0	0	0	0	0	0	2	2	4	
65 to 74	4	10	0	0	0	0	0	0	4	10	14	
75 to 84	10	20	0	0	0	0	0	0	10	20	30	
85+	4	41	0	0	0	0	0	0	4	41	45	
TOTALS	20	74	0	0	0	0	0	0	20	74	94	

PROVENA OUR LADY OF VICTORY

20 BRIARCLIFF LANE

BOURBONNAIS, IL. 60914

Reference Numbers Facility ID 6007009

Health Service Area 009 Planning Service Area 091

RESIDENTS BY PAYMENT SOURCE AND LEVEL OF CARE

LEVEL OF CARE	Other		Public Insurance	Private Pay	Charity Care	TOTALS	
	Medicare	Medicaid					
Nursing Care	21	64	0	0	9	0	94
Skilled Under 22	0	0	0	0	0	0	0
ICF/DD		0	0	0	0	0	0
Sheltered Care			0	0	0	0	0
TOTALS	21	64	0	0	9	0	94

AVERAGE DAILY PAYMENT RATES

LEVEL OF CARE	SINGLE	DOUBLE
Nursing Care	177	173
Skilled Under 22	0	0
Intermediate DD	0	0
Shelter	0	0

RESIDENTS BY RACIAL/ETHNICITY GROUPING

RACE	Nursing	SkUnd22	ICF/DD	Shelter	Totals
Asian	0	0	0	0	0
Amer. Indian	0	0	0	0	0
Black	8	0	0	0	8
Hawaiian/Pac. Isl.	0	0	0	0	0
White	86	0	0	0	86
Race Unknown	0	0	0	0	0
Total	94	0	0	0	94

ETHNICITY	Nursing	SkUnd22	ICF/DD	Shelter	Totals
Hispanic	0	0	0	0	0
Non-Hispanic	94	0	0	0	94
Ethnicity Unknown	0	0	0	0	0
Total	94	0	0	0	94

STAFFING

EMPLOYMENT CATEGORY	FULL-TIME EQUIVALENT
Administrators	1.00
Physicians	0.00
Director of Nursing	1.00
Registered Nurses	10.00
LPN's	16.00
Certified Aides	27.00
Other Health Staff	0.00
Non-Health Staff	37.00
Totals	92.00

NET REVENUE BY PAYOR SOURCE (Fiscal Year Data)

Medicare	Medicaid	Other Public	Private Insurance	Private Pay	TOTALS	Charity Care Expense*	Charity Care Expense as % of Total Net Revenue
38.1%	46.8%	0.0%	2.6%	12.5%	100.0%		0.0%
2,380,646	2,919,597	0	162,995	777,678	6,240,916	0	

*Charity Expense does not include expenses which may be considered a community benefit.

PROVENA PINE VIEW CARE CENTER

611 ALLEN LANE
ST. CHARLES, IL. 60174
Reference Numbers Facility ID 6007439
Health Service Area 008 Planning Service Area 089

Administrator
MELISSA ADAMS

Contact Person and Telephone
HOLLY ORLAND
630-377-2211

Registered Agent Information

Date Completed
5/7/2010

FACILITY OWNERSHIP

NON-PROF CORPORATION

CONTINUING CARE COMMUNITY

No

LIFE CARE FACILITY

No

ADMISSION RESTRICTIONS

Aggressive/Anti-Social 0
Chronic Alcoholism 0
Developmentally Disabled 0
Drug Addiction 1
Medicaid Recipient 0
Medicare Recipient 0
Mental Illness 1
Non-Ambulatory 0
Non-Mobile 0
Public Aid Recipient 0
Under 65 Years Old 0
Unable to Self-Medicare 0
Ventilator Dependent 1
Infectious Disease w/ Isolation 0
Other Restrictions 0
No Restrictions 0

Note: Reported restrictions denoted by '1'

RESIDENTS BY PRIMARY DIAGNOSIS

DIAGNOSIS
Neoplasms 4
Endocrine/Metabolic 0
Blood Disorders 0
*Nervous System Non Alzheimer 5
Alzheimer Disease 1
Mental Illness 3
Developmental Disability 0
Circulatory System 12
Respiratory System 11
Digestive System 3
Genitourinary System Disorders 5
Skin Disorders 4
Musculo-skeletal Disorders 11
Injuries and Poisonings 4
Other Medical Conditions 36
Non-Medical Conditions 4
TOTALS 103
Total Residents Diagnosed as Mentally Ill 24

LICENSED BEDS, BEDS IN USE, MEDICARE/MEDICAID CERTIFIED BEDS

LEVEL OF CARE	LICENSED BEDS	PEAK BEDS SET-UP	PEAK BEDS USED	BEDS SET-UP	BEDS IN USE	AVAILABLE BEDS	MEDICARE CERTIFIED	MEDICAID CERTIFIED	ADMISSIONS AND DISCHARGES - 2009	
									Residents on 1/1/2009	
Nursing Care	120	110	110	110	103	17	120	60	88	270
Skilled Under 22	0	0	0	0	0	0		0		255
Intermediate DD	0	0	0	0	0	0		0		103
Sheltered Care	0	0	0	0	0	0				
TOTAL BEDS	120	110	110	110	103	17	120	60	Identified Offenders	0

FACILITY UTILIZATION - 2009

BY LEVEL OF CARE PROVIDED AND PATIENT PAYMENT SOURCE

LEVEL OF CARE	Medicare		Medicaid		Other Public	Private Insurance	Private Pay	Charity Care	TOTAL	Licensed Beds	Peak Beds
	Pat. days	Occ. Pct.	Pat. days	Occ. Pct.							
Nursing Care	8895	20.3%	17874	81.6%	0	607	7533	0	34909	79.7%	86.9%
Skilled Under 22			0	0.0%	0	0	0	0	0	0.0%	0.0%
Intermediate DD			0	0.0%	0	0	0	0	0	0.0%	0.0%
Sheltered Care					0	0	0	0	0	0.0%	0.0%
TOTALS	8895	20.3%	17874	81.6%	0	607	7533	0	34909	79.7%	86.9%

RESIDENTS BY AGE GROUP, SEX AND LEVEL OF CARE - DECEMBER 31, 2009

AGE GROUPS	NURSING CARE		SKL UNDER 22		INTERMED. DD		SHELTERED		TOTAL		GRAND TOTAL
	Male	Female	Male	Female	Male	Female	Male	Female	Male	Female	
Under 18	0	0	0	0	0	0	0	0	0	0	0
18 to 44	0	0	0	0	0	0	0	0	0	0	0
45 to 59	1	1	0	0	0	0	0	0	1	1	2
60 to 64	3	2	0	0	0	0	0	0	3	2	5
65 to 74	2	5	0	0	0	0	0	0	2	5	7
75 to 84	8	13	0	0	0	0	0	0	8	13	21
85+	12	56	0	0	0	0	0	0	12	56	68
TOTALS	26	77	0	0	0	0	0	0	26	77	103

PROVENA PINE VIEW CARE CENTER

611 ALLEN LANE
ST. CHARLES, IL. 60174

Reference Numbers Facility ID 6007439

Health Service Area 008 Planning Service Area 089

RESIDENTS BY PAYMENT SOURCE AND LEVEL OF CARE

LEVEL OF CARE	Other					Charity Care	TOTALS
	Medicare	Medicaid	Public Insurance	Private Pay			
Nursing Care	25	50	0	1	27	0	103
Skilled Under 22	0	0	0	0	0	0	0
ICF/DD		0	0	0	0	0	0
Sheltered Care			0	0	0	0	0
TOTALS	25	50	0	1	27	0	103

AVERAGE DAILY PAYMENT RATES

LEVEL OF CARE	SINGLE	DOUBLE
Nursing Care	327	227
Skilled Under 22	0	0
Intermediate DD	0	0
Shelter	0	0

RESIDENTS BY RACIAL/ETHNICITY GROUPING

RACE	Nursing	SKUnd22	ICF/DD	Shelter	Totals
Asian	0	0	0	0	0
Amer. Indian	0	0	0	0	0
Black	0	0	0	0	0
Hawaiian/Pac. Isl.	0	0	0	0	0
White	103	0	0	0	103
Race Unknown	0	0	0	0	0
Total	103	0	0	0	103

ETHNICITY	Nursing	SKUnd22	ICF/DD	Shelter	Totals
Hispanic	0	0	0	0	0
Non-Hispanic	103	0	0	0	103
Ethnicity Unknown	0	0	0	0	0
Total	103	0	0	0	103

STAFFING

EMPLOYMENT CATEGORY	FULL-TIME EQUIVALENT
Administrators	1.00
Physicians	0.00
Director of Nursing	1.00
Registered Nurses	20.00
LPN's	5.00
Certified Aides	38.00
Other Health Staff	0.00
Non-Health Staff	41.00
Totals	106.00

NET REVENUE BY PAYOR SOURCE (Fiscal Year Data)

Medicare	Medicaid	Other Public	Private Insurance	Private Pay	TOTALS	Charity Care Expense*	Charity Care Expense as % of Total Net Revenue
38.1%	30.5%	0.0%	2.6%	28.8%	100.0%		0.0%
2,855,512	2,289,829	0	193,073	2,163,888	7,502,302	0	

*Charity Expense does not include expenses which may be considered a community benefit.

PROVENA ST. ANN CENTER		ADMISSION RESTRICTIONS		RESIDENTS BY PRIMARY DIAGNOSIS	
4405 HIGHCREST ROAD		Aggressive/Anti-Social 1		DIAGNOSIS	
ROCKFORD, IL. 61107		Chronic Alcoholism 1		Neoplasms 4	
Reference Numbers	Facility ID 6008817	Developmentally Disabled 1		Endocrine/Metabolic 4	
Health Service Area 001	Planning Service Area 201	Drug Addiction 1		Blood Disorders 0	
Administrator		Medicaid Recipient 0		*Nervous System Non Alzheimer 7	
Janelle Chadwick		Medicare Recipient 0		Alzheimer Disease 0	
Contact Person and Telephone		Mental Illness 1		Mental Illness 0	
JANELLE CHADWICK		Non-Ambulatory 0		Developmental Disability 0	
815-229-1999		Non-Mobile 0		Circulatory System 33	
Registered Agent Information		Public Aid Recipient 0		Respiratory System 8	
Meghan Kieffer		Under 65 Years Old 0		Digestive System 5	
19608 Hickory Creek Drive Suite 300		Unable to Self-Medicate 0		Genitourinary System Disorders 13	
Mokena, IL 60448		Ventilator Dependent 1		Skin Disorders 4	
FACILITY OWNERSHIP		Infectious Disease w/ Isolation 0		Musculo-skeletal Disorders 26	
NON-PROF CORPORATION		Other Restrictions 0		Injuries and Poisonings 34	
CONTINUING CARE COMMUNITY		No Restrictions 0		Other Medical Conditions 5	
LIFE CARE FACILITY		No		Non-Medical Conditions 0	
		Date Completed 4/28/2010		TOTALS 143	
		Note: Reported restrictions denoted by '1'		Total Residents Diagnosed as Mentally Ill 0	

LICENSED BEDS, BEDS IN USE, MEDICARE/MEDICAID CERTIFIED BEDS									ADMISSIONS AND DISCHARGES - 2009	
LEVEL OF CARE	LICENSED BEDS	PEAK BEDS SET-UP	PEAK BEDS USED	BEDS SET-UP	BEDS IN USE	AVAILABLE BEDS	MEDICARE CERTIFIED	MEDICAID CERTIFIED	Residents on 1/1/2009	153
Nursing Care	179	179	163	179	143	36	119	60	Total Admissions 2009	724
Skilled Under 22	0	0	0	0	0	0	0	0	Total Discharges 2009	734
Intermediate DD	0	0	0	0	0	0	0	0	Residents on 12/31/2009	143
Sheltered Care	0	0	0	0	0	0	0	0	Identified Offenders	0
TOTAL BEDS	179	179	163	179	143	36	119	60		

FACILITY UTILIZATION - 2009											
BY LEVEL OF CARE PROVIDED AND PATIENT PAYMENT SOURCE											
LEVEL OF CARE	Medicare		Medicaid		Other Public	Private Insurance	Private Pay	Charity Care	TOTAL	Licensed Beds	Peak Beds
	Pat. days	Occ. Pct.	Pat. days	Occ. Pct.	Pat. days	Pat. days	Pat. days	Pat. days	Pat. days	Occ. Pct.	Occ. Pct.
Nursing Care	15823	36.4%	19188	87.6%	0	3254	16973	0	55238	84.5%	84.5%
Skilled Under 22			0	0.0%	0	0	0	0	0	0.0%	0.0%
Intermediate DD			0	0.0%	0	0	0	0	0	0.0%	0.0%
Sheltered Care					0	0	0	0	0	0.0%	0.0%
TOTALS	15823	36.4%	19188	87.6%	0	3254	16973	0	55238	84.5%	84.5%

RESIDENTS BY AGE GROUP, SEX AND LEVEL OF CARE - DECEMBER 31, 2009											
AGE GROUPS	NURSING CARE		SKL UNDER 22		INTERMED. DD		SHELTERED		TOTAL		GRAND TOTAL
	Male	Female	Male	Female	Male	Female	Male	Female	Male	Female	
Under 18	0	0	0	0	0	0	0	0	0	0	0
18 to 44	0	0	0	0	0	0	0	0	0	0	0
45 to 59	1	1	0	0	0	0	0	0	1	1	2
60 to 64	0	2	0	0	0	0	0	0	0	2	2
65 to 74	5	8	0	0	0	0	0	0	5	8	13
75 to 84	8	27	0	0	0	0	0	0	8	27	35
85+	23	68	0	0	0	0	0	0	23	68	91
TOTALS	37	106	0	0	0	0	0	0	37	106	143

PROVENA ST. ANN CENTER

4405 HIGHCREST ROAD

ROCKFORD, IL. 61107

Reference Numbers Facility ID 6008817

Health Service Area 001 Planning Service Area 201

RESIDENTS BY PAYMENT SOURCE AND LEVEL OF CARE

LEVEL OF CARE	Other		Public Insurance	Private Pay	Charity Care	TOTALS	
	Medicare	Medicaid					
Nursing Care	44	52	0	8	39	0	143
Skilled Under 22	0	0	0	0	0	0	0
ICF/DD		0	0	0	0	0	0
Sheltered Care			0	0	0	0	0
TOTALS	44	52	0	8	39	0	143

AVERAGE DAILY PAYMENT RATES

LEVEL OF CARE	SINGLE	DOUBLE
Nursing Care	231	195
Skilled Under 22	0	0
Intermediate DD	0	0
Shelter	0	0

RESIDENTS BY RACIAL/ETHNICITY GROUPING

RACE	Nursing	SkUnd22	ICF/DD	Shelter	Totals
Asian	0	0	0	0	0
Amer. Indian	0	0	0	0	0
Black	7	0	0	0	7
Hawaiian/Pac. Isl.	0	0	0	0	0
White	136	0	0	0	136
Race Unknown	0	0	0	0	0
Total	143	0	0	0	143

ETHNICITY	Nursing	SkUnd22	ICF/DD	Shelter	Totals
Hispanic	1	0	0	0	1
Non-Hispanic	142	0	0	0	142
Ethnicity Unknown	0	0	0	0	0
Total	143	0	0	0	143

STAFFING

EMPLOYMENT CATEGORY	FULL-TIME EQUIVALENT
Administrators	1.00
Physicians	0.00
Director of Nursing	1.00
Registered Nurses	21.00
LPN's	35.00
Certified Aides	100.00
Other Health Staff	5.00
Non-Health Staff	54.00
Totals	217.00

NET REVENUE BY PAYOR SOURCE (Fiscal Year Data)

Medicare	Medicaid	Other Public	Private Insurance	Private Pay	TOTALS	Charity Care Expense*	Charity Care Expense as % of Total Net Revenue
39.0%	18.5%	0.0%	8.5%	34.0%	100.0%		0.0%
4,961,570	2,358,343	0	1,081,399	4,329,706	12,731,018	0	

*Charity Expense does not include expenses which may be considered a community benefit.

PROVENA ST. JOSEPH CENTER		ADMISSION RESTRICTIONS		RESIDENTS BY PRIMARY DIAGNOSIS	
659 EAST JEFFERSON STREET		Aggressive/Anti-Social	0	DIAGNOSIS	
FREEPORT, IL. 61032		Chronic Alcoholism	0	Neoplasms	2
Reference Numbers	Facility ID 6008973	Developmentally Disabled	0	Endocrine/Metabolic	5
Health Service Area 001	Planning Service Area 177	Drug Addiction	0	Blood Disorders	1
Administrator		Medicaid Recipient	0	*Nervous System Non Alzheimer	11
Michelle Lindeman		Medicare Recipient	0	Alzheimer Disease	3
Contact Person and Telephone		Mental Illness	1	Mental Illness	6
Michelle Lindeman		Non-Ambulatory	0	Developmental Disability	2
815-232-6181		Non-Mobile	0	Circulatory System	41
Registered Agent Information	Date Completed 5/4/2010	Public Aid Recipient	0	Respiratory System	5
		Under 65 Years Old	0	Digestive System	7
		Unable to Self-Medicare	0	Genitourinary System Disorders	3
		Ventilator Dependent	1	Skin Disorders	0
		Infectious Disease w/ Isolation	0	Musculo-skeletal Disorders	9
		Other Restrictions	0	Injuries and Poisonings	2
		No Restrictions	0	Other Medical Conditions	5
		<i>Note: Reported restrictions denoted by '1'</i>		Non-Medical Conditions	0
FACILITY OWNERSHIP	No			TOTALS	102
NON-PROF CORPORATION	No			Total Residents Diagnosed as Mentally Ill	9
CONTINUING CARE COMMUNITY	No				
LIFE CARE FACILITY	No				

LEVEL OF CARE	LICENSED BEDS, BEDS IN USE, MEDICARE/MEDICAID CERTIFIED BEDS							ADMISSIONS AND DISCHARGES - 2009		
	LICENSED BEDS	PEAK BEDS SET-UP	PEAK BEDS USED	BEDS SET-UP	BEDS IN USE	AVAILABLE BEDS	MEDICARE CERTIFIED	MEDICAID CERTIFIED	Residents on 1/1/2009	
Nursing Care	120	111	111	108	102	18	120	94	103	Total Admissions 2009 193
Skilled Under 22	0	0	0	0	0	0		0		Total Discharges 2009 194
Intermediate DD	0	0	0	0	0	0		0		Residents on 12/31/2009 102
Sheltered Care	0	0	0	0	0	0				Identified Offenders 0
TOTAL BEDS	120	111	111	108	102	18	120	94		

FACILITY UTILIZATION - 2009											
BY LEVEL OF CARE PROVIDED AND PATIENT PAYMENT SOURCE											
LEVEL OF CARE	Medicare		Medicaid		Other Public	Private Insurance	Private Pay	Charity Care	TOTAL	Licensed Beds	Peak Beds
	Pat. days	Occ. Pct.	Pat. days	Occ. Pct.	Pat. days	Pat. days	Pat. days	Pat. days	Pat. days	Occ. Pct.	Occ. Pct.
Nursing Care	4263	9.7%	23066	67.2%	0	1291	10535	0	39155	89.4%	96.6%
Skilled Under 22			0	0.0%	0	0	0	0	0	0.0%	0.0%
Intermediate DD			0	0.0%	0	0	0	0	0	0.0%	0.0%
Sheltered Care					0	0	0	0	0	0.0%	0.0%
TOTALS	4263	9.7%	23066	67.2%	0	1291	10535	0	39155	89.4%	96.6%

RESIDENTS BY AGE GROUP, SEX AND LEVEL OF CARE - DECEMBER 31, 2009											
AGE GROUPS	NURSING CARE		SKL UNDER 22		INTERMED. DD		SHELTERED		TOTAL		GRAND TOTAL
	Male	Female	Male	Female	Male	Female	Male	Female	Male	Female	TOTAL
Under 18	0	0	0	0	0	0	0	0	0	0	0
18 to 44	0	0	0	0	0	0	0	0	0	0	0
45 to 59	0	0	0	0	0	0	0	0	0	0	0
60 to 64	0	0	0	0	0	0	0	0	0	0	0
65 to 74	1	8	0	0	0	0	0	0	1	8	9
75 to 84	9	23	0	0	0	0	0	0	9	23	32
85+	9	52	0	0	0	0	0	0	9	52	61
TOTALS	19	83	0	0	0	0	0	0	19	83	102

PROVENA ST. JOSEPH CENTER

659 EAST JEFFERSON STREET

FREEPORT, IL. 61032

Reference Numbers Facility ID 6008973

Health Service Area 001 Planning Service Area 177

RESIDENTS BY PAYMENT SOURCE AND LEVEL OF CARE

LEVEL OF CARE	Other				Private	Charity	TOTALS
	Medicare	Medicaid	Public	Insurance	Pay	Care	
Nursing Care	12	59	0	2	29	0	102
Skilled Under 22	0	0	0	0	0	0	0
ICF/DD		0	0	0	0	0	0
Sheltered Care			0	0	0	0	0
TOTALS	12	59	0	2	29	0	102

AVERAGE DAILY PAYMENT RATES

LEVEL OF CARE	SINGLE	DOUBLE
Nursing Care	195	163
Skilled Under 22	0	0
Intermediate DD	0	0
Shelter	0	0

RESIDENTS BY RACIAL/ETHNICITY GROUPING

RACE	Nursing	SkUnd22	ICF/DD	Shelter	Totals
Asian	0	0	0	0	0
Amer. Indian	0	0	0	0	0
Black	3	0	0	0	3
Hawaiian/Pac. Isl.	0	0	0	0	0
White	98	0	0	0	98
Race Unknown	1	0	0	0	1
Total	102	0	0	0	102

ETHNICITY	Nursing	SkUnd22	ICF/DD	Shelter	Totals
Hispanic	0	0	0	0	0
Non-Hispanic	101	0	0	0	101
Ethnicity Unknown	1	0	0	0	1
Total	102	0	0	0	102

STAFFING

EMPLOYMENT CATEGORY	FULL-TIME EQUIVALENT
Administrators	1.00
Physicians	0.00
Director of Nursing	1.00
Registered Nurses	8.00
LPN's	15.00
Certified Aides	44.00
Other Health Staff	6.00
Non-Health Staff	47.00
Totals	122.00

NET REVENUE BY PAYOR SOURCE (Fiscal Year Data)

Medicare	Medicaid	Other Public	Private Insurance	Private Pay	TOTALS	Charity Care Expense*	Charity Care Expense as % of Total Net Revenue
18.4%	40.8%	0.0%	6.3%	34.5%	100.0%		0.1%
1,196,547	2,652,594	0	411,964	2,245,919	6,507,024	4,872	

*Charity Expense does not include expenses which may be considered a community benefit.

PROVENA VILLA FRANCISCAN		ADMISSION RESTRICTIONS		RESIDENTS BY PRIMARY DIAGNOSIS		
210 NORTH SPRINGFIELD AVENUE		Aggressive/Anti-Social	0	DIAGNOSIS		
JOLIET, IL. 60435		Chronic Alcoholism	0	Neoplasms	0	
Reference Numbers	Facility ID 6012678	Developmentally Disabled	0	Endocrine/Metabolic	2	
Health Service Area 009	Planning Service Area 197	Drug Addiction	0	Blood Disorders	1	
Administrator		Medicaid Recipient	0	*Nervous System Non Alzheimer	2	
Ann Dodge		Medicare Recipient	0	Alzheimer Disease	0	
Contact Person and Telephone		Mental Illness	0	Mental Illness	3	
ANN DODGE		Non-Ambulatory	0	Developmental Disability	0	
815-725-3400		Non-Mobile	0	Circulatory System	4	
Registered Agent Information	Date Completed 4/28/2010	Public Aid Recipient	0	Respiratory System	5	
		Under 65 Years Old	0	Digestive System	2	
		Unable to Self-Medicate	0	Genitourinary System Disorders	9	
		Ventilator Dependent	0	Skin Disorders	2	
		Infectious Disease w/ Isolation	0	Musculo-skeletal Disorders	90	
		Other Restrictions	0	Injuries and Poisonings	2	
		No Restrictions	1	Other Medical Conditions	36	
FACILITY OWNERSHIP		<i>Note: Reported restrictions denoted by '1'</i>			Non-Medical Conditions	0
NON-PROF CORPORATION					TOTALS	158
CONTINUING CARE COMMUNITY	No				Total Residents Diagnosed as Mentally Ill	102
LIFE CARE FACILITY	No					

LEVEL OF CARE	LICENSED BEDS, BEDS IN USE, MEDICARE/MEDICAID CERTIFIED BEDS							ADMISSIONS AND DISCHARGES - 2009		
	LICENSED BEDS	PEAK BEDS SET-UP	PEAK BEDS USED	BEDS SET-UP	BEDS IN USE	AVAILABLE BEDS	MEDICARE CERTIFIED	MEDICAID CERTIFIED	Residents on 1/1/2009	
Nursing Care	176	176	173	176	158	18	176	82	Total Admissions 2009	166
Skilled Under 22	0	0	0	0	0	0		0	Total Discharges 2009	517
Intermediate DD	0	0	0	0	0	0		0	Residents on 12/31/2009	525
Sheltered Care	0	0	0	0	0	0		0	Identified Offenders	158
TOTAL BEDS	176	176	173	176	158	18	176	82		0

LEVEL OF CARE	FACILITY UTILIZATION - 2009									Licensed Beds Occ. Pct.	Peak Beds Set Up Occ. Pct.
	Medicare		Medicaid		Other Public	Private Insurance	Private Pay	Charity Care	TOTAL		
	Pat. days	Occ. Pct.	Pat. days	Occ. Pct.	Pat. days	Pat. days	Pat. days	Pat. days	Pat. days		
Nursing Care	24894	38.8%	16739	55.9%	0	989	16317	0	58939	91.7%	91.7%
Skilled Under 22			0	0.0%	0	0	0	0	0	0.0%	0.0%
Intermediate DD			0	0.0%	0	0	0	0	0	0.0%	0.0%
Sheltered Care					0	0	0	0	0	0.0%	0.0%
TOTALS	24894	38.8%	16739	55.9%	0	989	16317	0	58939	91.7%	91.7%

AGE GROUPS	RESIDENTS BY AGE GROUP, SEX AND LEVEL OF CARE - DECEMBER 31, 2009										
	NURSING CARE		SKL UNDER 22		INTERMED. DD		SHELTERED		TOTAL		GRAND TOTAL
	Male	Female	Male	Female	Male	Female	Male	Female	Male	Female	TOTAL
Under 18	0	0	0	0	0	0	0	0	0	0	0
18 to 44	0	0	0	0	0	0	0	0	0	0	0
45 to 59	3	0	0	0	0	0	0	0	3	0	3
60 to 64	2	0	0	0	0	0	0	0	2	0	2
65 to 74	7	8	0	0	0	0	0	0	7	8	15
75 to 84	25	38	0	0	0	0	0	0	25	38	63
85+	9	66	0	0	0	0	0	0	9	66	75
TOTALS	46	112	0	0	0	0	0	0	46	112	158

PROVENA VILLA FRANCISCAN
210 NORTH SPRINGFIELD AVENUE
JOLIET, IL. 60435

Reference Numbers Facility ID 6012678

Health Service Area 009 Planning Service Area 197

RESIDENTS BY PAYMENT SOURCE AND LEVEL OF CARE

LEVEL OF CARE	Other				Private Pay	Charity Care	TOTALS
	Medicare	Medicaid	Public	Insurance			
Nursing Care	77	43	0	1	37	0	158
Skilled Under 22	0	0	0	0	0	0	0
ICF/DD		0	0	0	0	0	0
Sheltered Care			0	0	0	0	0
TOTALS	77	43	0	1	37	0	158

AVERAGE DAILY PAYMENT RATES

LEVEL OF CARE	SINGLE	DOUBLE
Nursing Care	280	250
Skilled Under 22	0	0
Intermediate DD	0	0
Shelter	0	0

RESIDENTS BY RACIAL/ETHNICITY GROUPING

RACE	Nursing	SkUnd22	ICF/DD	Shelter	Totals
Asian	0	0	0	0	0
Amer. Indian	0	0	0	0	0
Black	9	0	0	0	9
Hawaiian/Pac. Isl.	0	0	0	0	0
White	149	0	0	0	149
Race Unknown	0	0	0	0	0
Total	158	0	0	0	158

ETHNICITY	Nursing	SkUnd22	ICF/DD	Shelter	Totals
Hispanic	7	0	0	0	7
Non-Hispanic	151	0	0	0	151
Ethnicity Unknown	0	0	0	0	0
Total	158	0	0	0	158

STAFFING

EMPLOYMENT CATEGORY	FULL-TIME EQUIVALENT
Administrators	2.00
Physicians	0.00
Director of Nursing	1.00
Registered Nurses	23.42
LPN's	14.40
Certified Aides	65.80
Other Health Staff	14.00
Non-Health Staff	137.38
Totals	258.00

NET REVENUE BY PAYOR SOURCE (Fiscal Year Data)

Medicare	Medicaid	Other Public	Private Insurance	Private Pay	TOTALS	Charity Care Expense*	Charity Care Expense as % of Total Net Revenue
51.8%	15.4%	0.0%	0.9%	31.9%	100.0%		0.0%
7,277,014	2,169,644	0	119,626	4,478,378	14,044,662	0	

*Charity Expense does not include expenses which may be considered a community benefit.

ST. BENEDICT NURSING & REHAB

6930 WEST TOUHY AVENUE

NILES, IL. 60714

Reference Numbers Facility ID 6008874

Health Service Area 007 Planning Service Area 702

Administrator

Peter Goschy

Contact Person and Telephone

BRENDA DAVIS

847-813-3712

Registered Agent Information

Sandra Bruce

7435 West Talcott

Chicago, IL 60631

FACILITY OWNERSHIP

NON-PROF CORPORATION

CONTINUING CARE COMMUNITY

No

LIFE CARE FACILITY

No

ADMISSION RESTRICTIONS

Aggressive/Anti-Social	1
Chronic Alcoholism	1
Developmentally Disabled	1
Drug Addiction	1
Medicaid Recipient	0
Medicare Recipient	0
Mental Illness	1
Non-Ambulatory	0
Non-Mobile	0
Public Aid Recipient	0
Under 65 Years Old	0
Unable to Self-Medicate	0
Ventilator Dependent	1
Infectious Disease w/ Isolation	0
Other Restrictions	0
No Restrictions	0

Note: Reported restrictions denoted by '1'

RESIDENTS BY PRIMARY DIAGNOSIS

DIAGNOSIS	
Neoplasms	3
Endocrine/Metabolic	5
Blood Disorders	0
*Nervous System Non Alzheimer	8
Alzheimer Disease	0
Mental Illness	0
Developmental Disability	0
Circulatory System	26
Respiratory System	28
Digestive System	10
Genitourinary System Disorders	4
Skin Disorders	0
Musculo-skeletal Disorders	0
Injuries and Poisonings	0
Other Medical Conditions	12
Non-Medical Conditions	0
TOTALS	96
Total Residents Diagnosed as Mentally Ill	0

LICENSED BEDS, BEDS IN USE, MEDICARE/MEDICAID CERTIFIED BEDS

ADMISSIONS AND DISCHARGES - 2009

LEVEL OF CARE	LICENSED BEDS	PEAK BEDS SET-UP	PEAK BEDS USED	BEDS SET-UP	BEDS IN USE	AVAILABLE BEDS	MEDICARE CERTIFIED	MEDICAID CERTIFIED	Residents on 1/1/2009	
Nursing Care	99	99	99	99	96	3	99	99	96	150
Skilled Under 22	0	0	0	0	0	0		0		150
Intermediate DD	0	0	0	0	0	0		0		96
Sheltered Care	0	0	0	0	0	0		0		0
TOTAL BEDS	99	99	99	99	96	3	99	99		0
									Residents on 12/31/2009	96
									Identified Offenders	0

FACILITY UTILIZATION - 2009

BY LEVEL OF CARE PROVIDED AND PATIENT PAYMENT SOURCE

LEVEL OF CARE	Medicare		Medicaid		Other Public	Private Insurance	Private Pay	Charity Care	TOTAL	Licensed Beds Occ. Pct.	Peak Beds Set Up Occ. Pct.
	Pat. days	Occ. Pct.	Pat. days	Occ. Pct.							
Nursing Care	7889	21.8%	5350	14.8%	0	0	21399	0	34638	95.9%	95.9%
Skilled Under 22			0	0.0%	0	0	0	0	0	0.0%	0.0%
Intermediate DD			0	0.0%	0	0	0	0	0	0.0%	0.0%
Sheltered Care					0	0	0	0	0	0.0%	0.0%
TOTALS	7889	21.8%	5350	14.8%	0	0	21399	0	34638	95.9%	95.9%

RESIDENTS BY AGE GROUP, SEX AND LEVEL OF CARE - DECEMBER 31, 2009

AGE GROUPS	NURSING CARE		SKL UNDER 22		INTERMED. DD		SHELTERED		TOTAL		GRAND TOTAL
	Male	Female	Male	Female	Male	Female	Male	Female	Male	Female	
Under 18	0	0	0	0	0	0	0	0	0	0	0
18 to 44	0	0	0	0	0	0	0	0	0	0	0
45 to 59	0	0	0	0	0	0	0	0	0	0	0
60 to 64	0	0	0	0	0	0	0	0	0	0	0
65 to 74	2	1	0	0	0	0	0	0	2	1	3
75 to 84	9	18	0	0	0	0	0	0	9	18	27
85+	10	56	0	0	0	0	0	0	10	56	66
TOTALS	21	75	0	0	0	0	0	0	21	75	96

ST. BENEDICT NURSING & REHAB

6930 WEST TOUHY AVENUE

NILES, IL. 60714

Reference Numbers Facility ID 6008874

Health Service Area 007 Planning Service Area 702

RESIDENTS BY PAYMENT SOURCE AND LEVEL OF CARE

LEVEL OF CARE	Other				Private Pay	Charity Care	TOTALS
	Medicare	Medicaid	Public	Insurance			
Nursing Care	22	16	0	0	58	0	96
Skilled Under 22	0	0	0	0	0	0	0
ICF/DD		0	0	0	0	0	0
Sheltered Care			0	0	0	0	0
TOTALS	22	16	0	0	58	0	96

AVERAGE DAILY PAYMENT RATES

LEVEL OF CARE	SINGLE	DOUBLE
Nursing Care	261	233
Skilled Under 22	0	0
Intermediate DD	0	0
Shelter	0	0

RESIDENTS BY RACIAL/ETHNICITY GROUPING

RACE	Nursing	SkUnd22	ICF/DD	Shelter	Totals
Asian	0	0	0	0	0
Amer. Indian	0	0	0	0	0
Black	0	0	0	0	0
Hawaiian/Pac. Isl.	0	0	0	0	0
White	96	0	0	0	96
Race Unknown	0	0	0	0	0
Total	96	0	0	0	96

ETHNICITY	Nursing	SkUnd22	ICF/DD	Shelter	Totals
Hispanic	0	0	0	0	0
Non-Hispanic	96	0	0	0	96
Ethnicity Unknown	0	0	0	0	0
Total	96	0	0	0	96

STAFFING

EMPLOYMENT CATEGORY	FULL-TIME EQUIVALENT
Administrators	1.00
Physicians	0.00
Director of Nursing	1.00
Registered Nurses	8.68
LPN's	5.52
Certified Aides	40.61
Other Health Staff	43.00
Non-Health Staff	11.00
Totals	110.81

NET REVENUE BY PAYOR SOURCE (Fiscal Year Data)

Medicare	Medicaid	Other Public	Private Insurance	Private Pay	TOTALS	Charity Care Expense*	Charity Care Expense as % of Total Net Revenue
39.8%	7.4%	0.0%	0.0%	52.7%	100.0%		0.0%
3,792,372	707,936	0	0	5,021,073	9,521,381	0	

*Charity Expense does not include expenses which may be considered a community benefit.

RESURRECTION LIFE CENTER

7370 WEST TALCOTT
 CHICAGO, IL. 60631
Reference Numbers Facility ID 6014575
 Health Service Area 006 Planning Service Area 601

Administrator
 Nancy Razo

Contact Person and Telephone
 BRENDA DAVIS
 847-813-3712

Registered Agent Information

Sandra Bruce
 7435 West Talcott
 Chicago, IL 60631

FACILITY OWNERSHIP

NON-PROF CORPORATION

CONTINUING CARE COMMUNITY

LIFE CARE FACILITY

Date Completed

5/6/2010

No
 No

ADMISSION RESTRICTIONS	
Aggressive/Anti-Social	0
Chronic Alcoholism	0
Developmentally Disabled	1
Drug Addiction	1
Medicaid Recipient	0
Medicare Recipient	0
Mental Illness	1
Non-Ambulatory	0
Non-Mobile	0
Public Aid Recipient	0
Under 65 Years Old	0
Unable to Self-Medicate	0
Ventilator Dependent	1
Infectious Disease w/ Isolation	0
Other Restrictions	0
No Restrictions	0

RESIDENTS BY PRIMARY DIAGNOSIS	
DIAGNOSIS	
Neoplasms	4
Endocrine/Metabolic	10
Blood Disorders	0
*Nervous System Non Alzheimer	14
Alzheimer Disease	9
Mental Illness	16
Developmental Disability	0
Circulatory System	22
Respiratory System	10
Digestive System	4
Genitourinary System Disorders	3
Skin Disorders	4
Musculo-skeletal Disorders	23
Injuries and Poisonings	0
Other Medical Conditions	42
Non-Medical Conditions	0
TOTALS	161
Total Residents Diagnosed as Mentally Ill	
	16

Note: Reported restrictions denoted by '1'

LICENSED BEDS, BEDS IN USE, MEDICARE/MEDICAID CERTIFIED BEDS

ADMISSIONS AND DISCHARGES - 2009

LEVEL OF CARE	LICENSED BEDS	PEAK BEDS SET-UP	PEAK BEDS USED	BEDS SET-UP	BEDS IN USE	AVAILABLE BEDS	MEDICARE CERTIFIED	MEDICAID CERTIFIED	ADMISSIONS AND DISCHARGES - 2009	
									Residents on 1/1/2009	161
Nursing Care	147	147	146	147	146	1	112	112	Total Admissions 2009	264
Skilled Under 22	0	0	0	0	0	0	0	0	Total Discharges 2009	264
Intermediate DD	0	0	0	0	0	0	0	0	Residents on 12/31/2009	161
Sheltered Care	15	15	15	15	15	0	0	0	Identified Offenders	0
TOTAL BEDS	162	162	161	162	161	1	112	112		

FACILITY UTILIZATION - 2009

BY LEVEL OF CARE PROVIDED AND PATIENT PAYMENT SOURCE

LEVEL OF CARE	Medicare		Medicaid		Other Public	Private Insurance	Private Pay	Charity Care	TOTAL	Licensed Beds Occ. Pct.	Peak Beds Set Up Occ. Pct.
	Pat. days	Occ. Pct.	Pat. days	Occ. Pct.							
Nursing Care	8445	20.7%	24529	60.0%	0	0	19603	0	52577	98.0%	98.0%
Skilled Under 22			0	0.0%	0	0	0	0	0	0.0%	0.0%
Intermediate DD			0	0.0%	0	0	0	0	0	0.0%	0.0%
Sheltered Care					0	0	5475	0	5475	100.0%	100.0%
TOTALS	8445	20.7%	24529	60.0%	0	0	25078	0	58052	98.2%	98.2%

RESIDENTS BY AGE GROUP, SEX AND LEVEL OF CARE - DECEMBER 31, 2009

AGE GROUPS	NURSING CARE		SKL UNDER 22		INTERMED. DD		SHELTERED		TOTAL		GRAND TOTAL
	Male	Female	Male	Female	Male	Female	Male	Female	Male	Female	
Under 18	0	0	0	0	0	0	0	0	0	0	0
18 to 44	0	0	0	0	0	0	0	0	0	0	0
45 to 59	0	0	0	0	0	0	0	0	0	0	0
60 to 64	0	0	0	0	0	0	0	0	0	0	0
65 to 74	1	0	0	0	0	0	2	0	3	0	3
75 to 84	4	31	0	0	0	0	1	3	5	34	39
85+	16	94	0	0	0	0	0	9	16	103	119
TOTALS	21	125	0	0	0	0	3	12	24	137	161

RESURRECTION LIFE CENTER

7370 WEST TALCOTT

CHICAGO, IL. 60631

Reference Numbers Facility ID 6014575

Health Service Area 006 Planning Service Area 601

RESIDENTS BY PAYMENT SOURCE AND LEVEL OF CARE

LEVEL OF CARE	Other				Private Pay	Charity Care	TOTALS
	Medicare	Medicaid	Public	Insurance			
Nursing Care	20	79	0	0	47	0	146
Skilled Under 22	0	0	0	0	0	0	0
ICF/DD		0	0	0	0	0	0
Sheltered Care			0	0	15	0	15
TOTALS	20	79	0	0	62	0	161

AVERAGE DAILY PAYMENT RATES

LEVEL OF CARE	SINGLE	DOUBLE
Nursing Care	261	0
Skilled Under 22	0	0
Intermediate DD	0	0
Shelter	166	0

RESIDENTS BY RACIAL/ETHNICITY GROUPING

RACE	Nursing	SkUnd22	ICF/DD	Shelter	Totals
Asian	0	0	0	0	0
Amer. Indian	0	0	0	0	0
Black	2	0	0	0	2
Hawaiian/Pac. Isl.	0	0	0	0	0
White	144	0	0	15	159
Race Unknown	0	0	0	0	0
Total	146	0	0	15	161

ETHNICITY	Nursing	SkUnd22	ICF/DD	Shelter	Totals
Hispanic	1	0	0	0	1
Non-Hispanic	145	0	0	15	160
Ethnicity Unknown	0	0	0	0	0
Total	146	0	0	15	161

STAFFING

EMPLOYMENT CATEGORY	FULL-TIME EQUIVALENT
Administrators	1.00
Physicians	0.00
Director of Nursing	1.00
Registered Nurses	21.02
LPN's	7.00
Certified Aides	51.71
Other Health Staff	11.77
Non-Health Staff	30.40
Totals	123.90

NET REVENUE BY PAYOR SOURCE (Fiscal Year Data)

Medicare	Medicaid	Other Public	Private Insurance	Private Pay	TOTALS	Charity Care Expense*	Charity Care Expense as % of Total Net Revenue
29.0%	22.2%	0.0%	0.0%	48.8%	100.0%		0.0%
3,599,478	2,752,857	0	0	6,046,287	12,398,622	0	

*Charity Expense does not include expenses which may be considered a community benefit.

FACILITY NOTES

Bed Change 7/15/2009 Added 10 nursing care beds and discontinued 10 sheltered care beds. Facility now has 147 nursing care and 15 sheltered care beds.

RESURRECTION NSG & REHAB CTR

1001 NORTH GREENWOOD AVENUE
PARK RIDGE, IL. 60068

Reference Numbers Facility ID 6007892

Health Service Area 007 Planning Service Area 702

Administrator

James Farlee

Contact Person and Telephone

BRENDA DAVIS

847-813-3712

Registered Agent Information

Sandra Bruce

7435 West Talcott

Chicago, IL 60631

FACILITY OWNERSHIP

NON-PROF CORPORATION

CONTINUING CARE COMMUNITY

LIFE CARE FACILITY

Date Completed
5/6/2010

ADMISSION RESTRICTIONS

Aggressive/Anti-Social	1
Chronic Alcoholism	1
Developmentally Disabled	1
Drug Addiction	1
Medicaid Recipient	0
Medicare Recipient	0
Mental Illness	1
Non-Ambulatory	0
Non-Mobile	0
Public Aid Recipient	0
Under 65 Years Old	0
Unable to Self-Medicate	0
Ventilator Dependent	1
Infectious Disease w/ Isolation	0
Other Restrictions	0
No Restrictions	0

Note: Reported restrictions denoted by '1'

RESIDENTS BY PRIMARY DIAGNOSIS

DIAGNOSIS	
Neoplasms	31
Endocrine/Metabolic	0
Blood Disorders	0
*Nervous System Non Alzheimer	58
Alzheimer Disease	26
Mental Illness	0
Developmental Disability	0
Circulatory System	69
Respiratory System	41
Digestive System	0
Genitourinary System Disorders	12
Skin Disorders	0
Musculo-skeletal Disorders	25
Injuries and Poisonings	0
Other Medical Conditions	0
Non-Medical Conditions	0
TOTALS	262

Total Residents Diagnosed as Mentally Ill 0

LICENSED BEDS, BEDS IN USE, MEDICARE/MEDICAID CERTIFIED BEDS

ADMISSIONS AND DISCHARGES - 2009

LEVEL OF CARE	LICENSED BEDS	PEAK	PEAK	BEDS IN USE	AVAILABLE BEDS	MEDICARE CERTIFIED	MEDICAID CERTIFIED	ADMISSIONS AND DISCHARGES - 2009	
		BEDS SET-UP	BEDS USED					Residents on 1/1/2009	
Nursing Care	298	285	262	262	36	298	298	243	603
Skilled Under 22	0	0	0	0	0		0		584
Intermediate DD	0	0	0	0	0		0		262
Sheltered Care	0	0	0	0	0				1
TOTAL BEDS	298	285	262	262	36	298	298		

FACILITY UTILIZATION - 2009

BY LEVEL OF CARE PROVIDED AND PATIENT PAYMENT SOURCE

LEVEL OF CARE	Medicare		Medicaid		Other Public	Private Insurance	Private Pay	Charity Care	TOTAL	Licensed Beds	Peak Beds
	Pat. days	Occ. Pct.	Pat. days	Occ. Pct.	Pat. days	Pat. days	Pat. days	Pat. days	Pat. days	Occ. Pct.	Occ. Pct.
Nursing Care	20742	19.1%	41546	38.2%	0	2026	21347	1068	86729	79.7%	83.4%
Skilled Under 22			0	0.0%	0	0	0	0	0	0.0%	0.0%
Intermediate DD			0	0.0%	0	0	0	0	0	0.0%	0.0%
Sheltered Care					0	0	0	0	0	0.0%	0.0%
TOTALS	20742	19.1%	41546	38.2%	0	2026	21347	1068	86729	79.7%	83.4%

RESIDENTS BY AGE GROUP, SEX AND LEVEL OF CARE - DECEMBER 31, 2009

AGE GROUPS	NURSING CARE		SKL UNDER 22		INTERMED. DD		SHELTERED		TOTAL		GRAND TOTAL
	Male	Female	Male	Female	Male	Female	Male	Female	Male	Female	
Under 18	0	0	0	0	0	0	0	0	0	0	0
18 to 44	0	0	0	0	0	0	0	0	0	0	0
45 to 59	5	3	0	0	0	0	0	0	5	3	8
60 to 64	5	9	0	0	0	0	0	0	5	9	14
65 to 74	16	21	0	0	0	0	0	0	16	21	37
75 to 84	20	49	0	0	0	0	0	0	20	49	69
85+	22	112	0	0	0	0	0	0	22	112	134
TOTALS	68	194	0	0	0	0	0	0	68	194	262

RESURRECTION NSG & REHAB CTR

1001 NORTH GREENWOOD AVENUE

PARK RIDGE, IL. 60068

Reference Numbers Facility ID 6007892

Health Service Area 007 Planning Service Area 702

RESIDENTS BY PAYMENT SOURCE AND LEVEL OF CARE

LEVEL OF CARE	Medicare		Other Public Insurance		Private Pay	Charity Care	TOTALS
	Medicare	Medicaid	Public	Insurance	Pay	Care	
Nursing Care	52	136	0	8	62	4	262
Skilled Under 22	0	0	0	0	0	0	0
ICF/DD		0	0	0	0	0	0
Sheltered Care			0	0	0	0	0
TOTALS	52	136	0	8	62	4	262

AVERAGE DAILY PAYMENT RATES

LEVEL OF CARE	SINGLE	DOUBLE
Nursing Care	261	220
Skilled Under 22	0	0
Intermediate DD	0	0
Shelter	0	0

RESIDENTS BY RACIAL/ETHNICITY GROUPING

RACE	Nursing	SKUnd22	ICF/DD	Shelter	Totals
Asian	4	0	0	0	4
Amer. Indian	0	0	0	0	0
Black	4	0	0	0	4
Hawaiian/Pac. Isl.	0	0	0	0	0
White	254	0	0	0	254
Race Unknown	0	0	0	0	0
Total	262	0	0	0	262

ETHNICITY	Nursing	SKUnd22	ICF/DD	Shelter	Totals
Hispanic	2	0	0	0	2
Non-Hispanic	260	0	0	0	260
Ethnicity Unknown	0	0	0	0	0
Total	262	0	0	0	262

STAFFING

EMPLOYMENT CATEGORY	FULL-TIME EQUIVALENT
Administrators	1.00
Physicians	0.00
Director of Nursing	1.00
Registered Nurses	59.50
LPN's	3.00
Certified Aides	92.00
Other Health Staff	10.00
Non-Health Staff	89.00
Totals	255.50

NET REVENUE BY PAYOR SOURCE (Fiscal Year Data)

Medicare	Medicaid	Other Public	Private Insurance	Private Pay	TOTALS	Charity Care Expense*	Charity Care Expense as % of Total Net Revenue
48.2%	25.9%	0.0%	0.0%	25.9%	100.0%		0.1%
9,977,713	5,363,092	0	0	5,373,527	20,714,332	26,938	

*Charity Expense does not include expenses which may be considered a community benefit.

MARYHAVEN NSG. & REHAB. CTR.

1700 EAST LAKE AVENUE
 GLENVIEW, IL. 60025
 Reference Numbers Facility ID 6005854
 Health Service Area 007 Planning Service Area 702

Administrator
 Sara Szumski

Contact Person and Telephone
 BRENDA DAVIS
 847-813-3712

Registered Agent Information
 Sandra Bruce
 7435 West Talcott
 Chicago, IL 80631

FACILITY OWNERSHIP
 NON-PROF CORPORATION

CONTINUING CARE COMMUNITY
 LIFE CARE FACILITY

Date Completed
 5/6/2010

ADMISSION RESTRICTIONS

Aggressive/Anti-Social	0
Chronic Alcoholism	0
Developmentally Disabled	1
Drug Addiction	1
Medicaid Recipient	0
Medicare Recipient	0
Mental Illness	0
Non-Ambulatory	0
Non-Mobile	0
Public Aid Recipient	0
Under 65 Years Old	0
Unable to Self-Medicate	0
Ventilator Dependent	1
Infectious Disease w/ Isolation	0
Other Restrictions	0
No Restrictions	0

Note: Reported restrictions denoted by '1'

RESIDENTS BY PRIMARY DIAGNOSIS

DIAGNOSIS	
Neoplasms	3
Endocrine/Metabolic	4
Blood Disorders	0
*Nervous System Non Alzheimer	5
Alzheimer Disease	38
Mental Illness	0
Developmental Disability	1
Circulatory System	22
Respiratory System	3
Digestive System	1
Genitourinary System Disorders	1
Skin Disorders	0
Musculo-skeletal Disorders	33
Injuries and Poisonings	0
Other Medical Conditions	4
Non-Medical Conditions	0
TOTALS	115
Total Residents Diagnosed as Mentally Ill	
	6

LICENSED BEDS, BEDS IN USE, MEDICARE/MEDICAID CERTIFIED BEDS

ADMISSIONS AND DISCHARGES - 2009

LEVEL OF CARE	LICENSED BEDS	PEAK BEDS SET-UP	PEAK BEDS USED	BEDS SET-UP	BEDS IN USE	AVAILABLE BEDS	MEDICARE CERTIFIED	MEDICAID CERTIFIED	Residents on 1/1/2009	
									Residents on 1/1/2009	110
Nursing Care	135	135	122	135	115	20	135	135	Total Admissions 2009	157
Skilled Under 22	0	0	0	0	0	0		0	Total Discharges 2009	152
Intermediate DD	0	0	0	0	0	0		0	Residents on 12/31/2009	115
Sheltered Care	0	0	0	0	0	0			Identified Offenders	0
TOTAL BEDS	135	135	122	135	115	20	135	135		

FACILITY UTILIZATION - 2009

BY LEVEL OF CARE PROVIDED AND PATIENT PAYMENT SOURCE

LEVEL OF CARE	Medicare		Medicaid		Other Public	Private Insurance	Private Pay	Charity Care	TOTAL	Licensed Beds Occ. Pct.	Peak Beds Set Up Occ. Pct.
	Pat. days	Occ. Pct.	Pat. days	Occ. Pct.							
Nursing Care	5974	12.1%	21182	43.0%	0	0	15550	0	42706	86.7%	86.7%
Skilled Under 22			0	0.0%	0	0	0	0	0	0.0%	0.0%
Intermediate DD			0	0.0%	0	0	0	0	0	0.0%	0.0%
Sheltered Care					0	0	0	0	0	0.0%	0.0%
TOTALS	5974	12.1%	21182	43.0%	0	0	15550	0	42706	86.7%	86.7%

RESIDENTS BY AGE GROUP, SEX AND LEVEL OF CARE - DECEMBER 31, 2009

AGE GROUPS	NURSING CARE		SKL UNDER 22		INTERMED. DD		SHELTERED		TOTAL		GRAND TOTAL
	Male	Female	Male	Female	Male	Female	Male	Female	Male	Female	
Under 18	0	0	0	0	0	0	0	0	0	0	0
18 to 44	0	0	0	0	0	0	0	0	0	0	0
45 to 59	0	2	0	0	0	0	0	0	0	2	2
60 to 64	1	3	0	0	0	0	0	0	1	3	4
65 to 74	3	3	0	0	0	0	0	0	3	3	6
75 to 84	8	20	0	0	0	0	0	0	8	20	28
85+	15	60	0	0	0	0	0	0	15	60	75
TOTALS	27	88	0	0	0	0	0	0	27	88	115

MARYHAVEN NSG. & REHAB. CTR.

1700 EAST LAKE AVENUE
GLENVIEW, IL. 60025

Reference Numbers Facility ID 6005854

Health Service Area 007 Planning Service Area 702

RESIDENTS BY PAYMENT SOURCE AND LEVEL OF CARE

LEVEL OF CARE	Other					Private Pay	Charity Care	TOTALS
	Medicare	Medicaid	Public	Insurance				
Nursing Care	9	45	0	1	60	0	115	
Skilled Under 22	0	0	0	0	0	0	0	
ICF/DD		0	0	0	0	0	0	
Sheltered Care			0	0	0	0	0	
TOTALS	9	45	0	1	60	0	115	

AVERAGE DAILY PAYMENT RATES

LEVEL OF CARE	SINGLE	DOUBLE
Nursing Care	224	201
Skilled Under 22	0	0
Intermediate DD	0	0
Shelter	0	0

RESIDENTS BY RACIAL/ETHNICITY GROUPING

RACE	Nursing	SkUnd22	ICF/DD	Shelter	Totals
Asian	0	0	0	0	0
Amer. Indian	0	0	0	0	0
Black	1	0	0	0	1
Hawaiian/Pac. Isl.	0	0	0	0	0
White	114	0	0	0	114
Race Unknown	0	0	0	0	0
Total	115	0	0	0	115

ETHNICITY	Nursing	SkUnd22	ICF/DD	Shelter	Totals
Hispanic	0	0	0	0	0
Non-Hispanic	115	0	0	0	115
Ethnicity Unknown	0	0	0	0	0
Total	115	0	0	0	115

STAFFING

EMPLOYMENT CATEGORY	FULL-TIME EQUIVALENT
Administrators	1.00
Physicians	0.00
Director of Nursing	1.00
Registered Nurses	17.21
LPN's	5.11
Certified Aides	38.34
Other Health Staff	3.73
Non-Health Staff	39.86
Totals	106.25

NET REVENUE BY PAYOR SOURCE (Fiscal Year Data)

Medicare	Medicaid	Other Public	Private Insurance	Private Pay	TOTALS	Charity Care Expense*	Charity Care Expense as % of Total Net Revenue
33.8%	29.7%	0.0%	0.0%	36.5%	100.0%		0.0%
3,019,283	2,645,099	0	0	3,256,278	8,920,660	0	

*Charity Expense does not include expenses which may be considered a community benefit.

HOLY FAMILY NURSING & REHABILITA CENTER

2380 DEMPSTER STREET
 DES PLAINES, IL. 60016
 Reference Numbers Facility ID 6004543
 Health Service Area 007 Planning Service Area 702

Administrator
 Tony Madl

Contact Person and Telephone
 BRENDA DAVIS
 847-813-3712

Registered Agent Information
 Sandra Bruce
 7435 West Talcott Avenue
 Chicago, IL 60631

FACILITY OWNERSHIP
 NON-PROF CORPORATION

CONTINUING CARE COMMUNITY No
 LIFE CARE FACILITY No

ADMISSION RESTRICTIONS

Aggressive/Anti-Social	1
Chronic Alcoholism	0
Developmentally Disabled	0
Drug Addiction	1
Medicaid Recipient	0
Medicare Recipient	0
Mental Illness	1
Non-Ambulatory	0
Non-Mobile	0
Public Aid Recipient	0
Under 65 Years Old	0
Unable to Self-Medicate	0
Ventilator Dependent	0
Infectious Disease w/ Isolation	0
Other Restrictions	0
No Restrictions	0

Note: Reported restrictions denoted by '1'

RESIDENTS BY PRIMARY DIAGNOSIS

DIAGNOSIS	
Neoplasms	0
Endocrine/Metabolic	11
Blood Disorders	4
*Nervous System Non Alzheimer	17
Alzheimer Disease	3
Mental Illness	10
Developmental Disability	0
Circulatory System	26
Respiratory System	24
Digestive System	1
Genitourinary System Disorders	5
Skin Disorders	8
Musculo-skeletal Disorders	14
Injuries and Poisonings	13
Other Medical Conditions	24
Non-Medical Conditions	0
TOTALS	160

Total Residents Diagnosed as Mentally Ill 10

LICENSED BEDS, BEDS IN USE, MEDICARE/MEDICAID CERTIFIED BEDS

ADMISSIONS AND DISCHARGES - 2009

LEVEL OF CARE	LICENSED BEDS	PEAK	PEAK	BEDS IN USE	AVAILABLE BEDS	MEDICARE CERTIFIED	MEDICAID CERTIFIED	ADMISSIONS AND DISCHARGES - 2009	
		BEDS SET-UP	BEDS USED					Residents on 1/1/2009	
Nursing Care	251	231	170	231	160	91	149	247	153
Skilled Under 22	0	0	0	0	0	0		0	580
Intermediate DD	0	0	0	0	0	0		0	573
Sheltered Care	0	0	0	0	0	0			160
TOTAL BEDS	251	231	170	231	160	91	149	247	Identified Offenders 0

FACILITY UTILIZATION - 2009

BY LEVEL OF CARE PROVIDED AND PATIENT PAYMENT SOURCE

LEVEL OF CARE	Medicare		Medicaid		Other Public	Private Insurance	Private Pay	Charity Care	TOTAL Pat. days	Licensed Beds	Peak Beds
	Pat. days	Occ. Pct.	Pat. days	Occ. Pct.	Pat. days	Pat. days	Pat. days	Pat. days		Occ. Pct.	Set Up Occ. Pct.
Nursing Care	8617	15.8%	34052	37.8%	0	0	10734	1382	54785	59.8%	65.0%
Skilled Under 22			0	0.0%	0	0	0	0	0	0.0%	0.0%
Intermediate DD			0	0.0%	0	0	0	0	0	0.0%	0.0%
Sheltered Care					0	0	0	0	0	0.0%	0.0%
TOTALS	8617	15.8%	34052	37.8%	0	0	10734	1382	54785	59.8%	65.0%

RESIDENTS BY AGE GROUP, SEX AND LEVEL OF CARE - DECEMBER 31, 2009

AGE GROUPS	NURSING CARE		SKL UNDER 22		INTERMED. DD		SHELTERED		TOTAL		GRAND TOTAL
	Male	Female	Male	Female	Male	Female	Male	Female	Male	Female	
Under 18	0	0	0	0	0	0	0	0	0	0	0
18 to 44	2	2	0	0	0	0	0	0	2	2	4
45 to 59	9	8	0	0	0	0	0	0	9	8	17
60 to 64	5	7	0	0	0	0	0	0	5	7	12
65 to 74	9	13	0	0	0	0	0	0	9	13	22
75 to 84	5	31	0	0	0	0	0	0	5	31	36
85+	7	62	0	0	0	0	0	0	7	62	69
TOTALS	37	123	0	0	0	0	0	0	37	123	160

HOLY FAMILY NURSING & REHABILITATION CENTER

2380 DEMPSTER STREET
DES PLAINES, IL. 60016

Reference Numbers Facility ID 6004543

Health Service Area 007 Planning Service Area 702

RESIDENTS BY PAYMENT SOURCE AND LEVEL OF CARE

LEVEL OF CARE	Other			Private Insurance	Charity Care	TOTALS
	Medicare	Medicaid	Public			
Nursing Care	27	99	0	6	22	160
Skilled Under 22	0	0	0	0	0	0
ICF/DD		0	0	0	0	0
Sheltered Care			0	0	0	0
TOTALS	27	99	0	6	22	160

AVERAGE DAILY PAYMENT RATES

LEVEL OF CARE	SINGLE	DOUBLE
Nursing Care	261	220
Skilled Under 22	0	0
Intermediate DD	0	0
Shelter	0	0

RESIDENTS BY RACIAL/ETHNICITY GROUPING

RACE	Nursing	SkUnd22	ICF/DD	Shelter	Totals
Asian	5	0	0	0	5
Amer. Indian	0	0	0	0	0
Black	5	0	0	0	5
Hawaiian/Pac. Isl.	0	0	0	0	0
White	150	0	0	0	150
Race Unknown	0	0	0	0	0
Total	160	0	0	0	160

ETHNICITY	Nursing	SkUnd22	ICF/DD	Shelter	Totals
Hispanic	11	0	0	0	11
Non-Hispanic	149	0	0	0	149
Ethnicity Unknown	0	0	0	0	0
Total	160	0	0	0	160

STAFFING

EMPLOYMENT CATEGORY	FULL-TIME EQUIVALENT
Administrators	1.00
Physicians	0.00
Director of Nursing	1.00
Registered Nurses	28.40
LPN's	3.20
Certified Aides	51.02
Other Health Staff	14.60
Non-Health Staff	48.50
Totals	147.72

NET REVENUE BY PAYOR SOURCE (Fiscal Year Data)

Medicare	Medicaid	Other Public	Private Insurance	Private Pay	TOTALS	Charity Care Expense*	Charity Care Expense as % of Total Net Revenue
34.7%	41.4%	0.0%	0.0%	23.9%	100.0%		1.7%
3,796,733	4,533,430	0	0	2,623,018	10,953,181	181,416	

*Charity Expense does not include expenses which may be considered a community benefit.

VILLA SCALABRINI NSG & REHAB

480 NORTH WOLF ROAD
 NORTHLAKE, IL. 60164
 Reference Numbers Facility ID 6009591
 Health Service Area 007 Planning Service Area 704

Administrator
 Jim Kouzious

Contact Person and Telephone
 BRENDA DAVIS
 847-813-3712

Registered Agent Information
 Sandra Bruce
 7435 West Talcott
 Chicago, IL 60631
 Date Completed 5/6/2010

FACILITY OWNERSHIP
 NON-PROF CORPORATION

CONTINUING CARE COMMUNITY No
LIFE CARE FACILITY No

ADMISSION RESTRICTIONS

Aggressive/Anti-Social	0
Chronic Alcoholism	1
Developmentally Disabled	1
Drug Addiction	1
Medicaid Recipient	0
Medicare Recipient	0
Mental Illness	1
Non-Ambulatory	0
Non-Mobile	0
Public Aid Recipient	0
Under 65 Years Old	0
Unable to Self-Medicate	0
Ventilator Dependent	0
Infectious Disease w/ Isolation	0
Other Restrictions	0
No Restrictions	0

Note: Reported restrictions denoted by '1'

RESIDENTS BY PRIMARY DIAGNOSIS

DIAGNOSIS	
Neoplasms	6
Endocrine/Metabolic	26
Blood Disorders	10
*Nervous System Non Alzheimer	28
Alzheimer Disease	28
Mental Illness	0
Developmental Disability	3
Circulatory System	43
Respiratory System	18
Digestive System	5
Genitourinary System Disorders	7
Skin Disorders	2
Musculo-skeletal Disorders	48
Injuries and Poisonings	0
Other Medical Conditions	0
Non-Medical Conditions	0
TOTALS	224
Total Residents Diagnosed as Mentally Ill 14	

LICENSED BEDS, BEDS IN USE, MEDICARE/MEDICAID CERTIFIED BEDS

ADMISSIONS AND DISCHARGES - 2009

LEVEL OF CARE	LICENSED BEDS	PEAK	PEAK	BEDS IN USE	AVAILABLE BEDS	MEDICARE CERTIFIED	MEDICAID CERTIFIED	ADMISSIONS AND DISCHARGES - 2009	
		BEDS SET-UP	BEDS USED					Residents on 1/1/2009	Total Admissions 2009
Nursing Care	246	253	230	253	224	22	171	202	230
Skilled Under 22	0	0	0	0	0	0	0	0	414
Intermediate DD	0	0	0	0	0	0	0	0	420
Sheltered Care	7	0	0	0	0	7	0	0	224
TOTAL BEDS	253	253	230	253	224	29	171	202	Identified Offenders 0

FACILITY UTILIZATION - 2009

BY LEVEL OF CARE PROVIDED AND PATIENT PAYMENT SOURCE

LEVEL OF CARE	Medicare		Medicaid		Other Public	Private Insurance	Private Pay	Charity Care	TOTAL	Licensed Beds	Peak Beds
	Pat. days	Occ. Pct.	Pat. days	Occ. Pct.							
Nursing Care	17447	28.0%	45709	62.0%	0	1267	18792	433	83648	93.2%	90.6%
Skilled Under 22			0	0.0%	0	0	0	0	0	0.0%	0.0%
Intermediate DD			0	0.0%	0	0	0	0	0	0.0%	0.0%
Sheltered Care					0	0	0	0	0	0.0%	0.0%
TOTALS	17447	28.0%	45709	62.0%	0	1267	18792	433	83648	90.6%	90.6%

RESIDENTS BY AGE GROUP, SEX AND LEVEL OF CARE - DECEMBER 31, 2009

AGE GROUPS	NURSING CARE		SKL UNDER 22		INTERMED. DD		SHELTERED		TOTAL		GRAND TOTAL
	Male	Female	Male	Female	Male	Female	Male	Female	Male	Female	
Under 18	0	0	0	0	0	0	0	0	0	0	0
18 to 44	1	1	0	0	0	0	0	0	1	1	2
45 to 59	4	2	0	0	0	0	0	0	4	2	6
60 to 64	2	0	0	0	0	0	0	0	2	0	2
65 to 74	5	13	0	0	0	0	0	0	5	13	18
75 to 84	14	50	0	0	0	0	0	0	14	50	64
85+	25	107	0	0	0	0	0	0	25	107	132
TOTALS	51	173	0	0	0	0	0	0	51	173	224

VILLA SCALABRINI NSG & REHAB

480 NORTH WOLF ROAD

NORTHLAKE, IL. 60164

Reference Numbers Facility ID 6009591

Health Service Area 007 Planning Service Area 704

RESIDENTS BY PAYMENT SOURCE AND LEVEL OF CARE

LEVEL OF CARE	Medicare		Other		Private	Charity	TOTALS
	Medicare	Medicaid	Public	Insurance	Pay	Care	
Nursing Care	44	126	0	6	47	1	224
Skilled Under 22	0	0	0	0	0	0	0
ICF/DD		0	0	0	0	0	0
Sheltered Care			0	0	0	0	0
TOTALS	44	126	0	6	47	1	224

AVERAGE DAILY PAYMENT RATES

LEVEL OF CARE	SINGLE	DOUBLE
Nursing Care	252	212
Skilled Under 22	0	0
Intermediate DD	0	0
Shelter	0	0

RESIDENTS BY RACIAL/ETHNICITY GROUPING

RACE	Nursing	SkUnd22	ICF/DD	Shelter	Totals
Asian	0	0	0	0	0
Amer. Indian	0	0	0	0	0
Black	18	0	0	0	18
Hawaiian/Pac. Isl.	0	0	0	0	0
White	197	0	0	0	197
Race Unknown	9	0	0	0	9
Total	224	0	0	0	224

ETHNICITY	Nursing	SkUnd22	ICF/DD	Shelter	Totals
Hispanic	16	0	0	0	16
Non-Hispanic	208	0	0	0	208
Ethnicity Unknown	0	0	0	0	0
Total	224	0	0	0	224

STAFFING

EMPLOYMENT CATEGORY	FULL-TIME EQUIVALENT
Administrators	1.00
Physicians	0.00
Director of Nursing	1.00
Registered Nurses	34.61
LPN's	7.05
Certified Aides	75.20
Other Health Staff	13.30
Non-Health Staff	64.89
Totals	197.05

NET REVENUE BY PAYOR SOURCE (Fiscal Year Data)

Medicare	Medicaid	Other Public	Private Insurance	Private Pay	TOTALS	Charity Care Expense*	Charity Care Expense as % of Total Net Revenue
41.3%	31.6%	0.0%	0.0%	27.2%	100.0%		0.5%
7,596,699	5,807,508	0	0	4,996,309	18,400,516	89,396	

*Charity Expense does not include expenses which may be considered a community benefit.

**TRANSFER AGREEMENT
BY AND BETWEEN
CHILDREN'S MEMORIAL HOSPITAL AND
Saint Joseph Hospital**

THIS TRANSFER AGREEMENT (this "Agreement") is entered into as of the first day of August, 2004, by and between Children's Memorial Hospital, an Illinois non-profit corporation ("Receiving Hospital") and Saint Joseph Hospital, an Illinois not for profit corporation ("Transferring Facility") (each a "Party" and collectively "Parties").

WHEREAS, Transferring Facility owns and operates a general acute care hospital;

WHEREAS, Receiving Hospital owns and operates a general acute hospital and ancillary facilities specializing in pediatric care;

WHEREAS, Transferring Facility receives from time to time patients who are need of specialized services not available at Transferring Facility;

WHEREAS, the Parties are legally separate organizations and are not related in any way to one another through common ownership or control; and

WHEREAS, the Parties desire to establish a transfer arrangement in order to assure continuity of care for patients and to ensure accessibility of services to patients.

NOW, THEREFORE, for and in consideration of the terms, conditions, covenants, agreements and obligations contained herein, and for other good and valuable consideration, the receipt and sufficiency of which is hereby acknowledged, it is hereby mutually agreed by the Parties as follows:

ARTICLE I.

Patient Transfers

1.1. **Acceptance of Patients.** Upon recommendation of an attending physician and pursuant to the provisions of this Agreement, Receiving Hospital agrees to admit a patient as promptly as possible, provided customary admission requirements are met, State and Federal laws and regulations are met, and Receiving Hospital has the capacity to treat the patient. Notice of the transfer shall be given by Transferring Facility as far in advance as possible. Receiving Hospital shall give prompt confirmation of whether it can provide health care appropriate to the patient's medical needs. Receiving Hospital agrees to exercise its best efforts to provide for prompt admission of transferred patients and, to the extent reasonably possible under the circumstances, give preference to patients requiring transfer from Transferring Facility.

1.2. **Appropriate Transfer.** It shall be Transferring Facility's responsibility to arrange for appropriate and safe transportation and to arrange for the care of the patient during a transfer. The Transferring Facility shall ensure that the transfer is an "appropriate transfer" under the Emergency Medical Treatment and Active Labor Act, as may be amended ("EMTALA"), and is carried out in accordance with all applicable laws and regulations. The Transferring Facility

shall provide in advance sufficient information to permit a determination as to whether the Receiving Hospital can provide the necessary patient care. The patient's medical record shall contain a physician's order transferring the patient. When reasonably possible, a physician from the Transferring Facility shall communicate directly with a physician from the Receiving Hospital before the patient is transferred.

1.3. Transfer Log. The Transferring Facility shall keep an accurate and current log of all patients transferred to the Receiving Hospital and the disposition of such patient transfers.

1.4. Admission to the Receiving Hospital from Transferring Facility. When a patient's need for admission to a center specialized in pediatric care is determined by his/her attending physician, Receiving Hospital shall admit the patient in accordance with the provisions of this Agreement as follows:

(a) Patients determined to be emergent by the attending physician shall be admitted, subject to bed, space, qualified personnel and equipment availability, provided that all usual conditions of admission to Receiving Hospital are met.

(b) All other patients shall be admitted according to the established routine of Receiving Hospital.

1.5. Standard of Performance. Each Party shall, in performing its obligations under this Agreement, provide patient care services in accordance with the same standards as services provided under similar circumstances to all other patients of such Party, and as required by federal and state laws and Medicare/Medicaid certification standards. Each Party shall maintain all legally required certifications and licenses from all applicable governmental and accrediting bodies, and shall maintain full eligibility for participation in Medicare and Medicaid. Receiving Hospital shall maintain accreditation by the Joint Commission on Accreditation of Healthcare Organizations ("JCAHO").

1.6. Billing and Collections. Each Party shall be entitled to bill patients, payors, managed care plans and any other third party responsible for paying a patient's bill, for services rendered to patients by such Party and its employees, agents and representatives, and neither Party will have any liability to the other Party for such charges. Each Party shall be solely responsible for all matters pertaining to its billing and collection of such charges. The Parties shall reasonably cooperate with each other in the preparation and completion of all necessary forms and documentation and the determination of insurance coverage and managed care requirements for each transferred patient. Each Party shall have the sole final responsibility for all forms, documentation, and insurance verification.

1.7. Personal Effects. Personal effects of any transferred patient shall be delivered to the transfer team or admissions department of the Receiving Hospital. Personal effects include money, jewelry, personal papers and articles for personal hygiene.

ARTICLE II.

Medical Records

Subject to applicable confidentiality requirements, the Parties shall exchange all information which may be necessary or useful in the care and treatment of the transferred patient or which may be relevant in determining whether such patient can be adequately cared for by the other Party. All such information shall be provided by the Transferring Facility in advance, where possible, and in any event, at the time of the transfer. The Transferring Facility shall send a copy of all patient medical records that are available at the time of transfer to the Receiving Hospital. Other records shall be sent as soon as practicable after the transfer. The patient's medical record shall contain evidence that the patient was transferred promptly, safely and in accordance with all applicable laws and regulations. Each Party shall and shall cause its employees and agents to protect the confidentiality of all patient information (including, but not limited to, medical records, electronic data, radiology films, laboratory blocks, slides and billing information), and comply with all applicable state and federal laws and regulations protecting the confidentiality of patients' records, including the Health Insurance Portability and Accountability Act of 1996 and the corresponding Standards for Privacy of Individually Identifiable Health Information regulations.

ARTICLE III.

Term and Termination

3.1. Term. This Agreement shall be effective as of the day and year written above and shall remain in effect until terminated as provided herein.

3.2. Termination. This Agreement may be terminated as follows:

(a) Termination by Mutual Consent. The Parties may terminate this Agreement at any time by mutual written consent, and such termination shall be effective upon the date stated in the consent.

(b) Termination Without Cause. Either Party may terminate this Agreement, without cause, upon thirty (30) days prior written notice.

(c) Termination for Cause. A Party shall have the right to immediately terminate this Agreement for cause upon the happening of any of the following:

(i) If such Party determines that the continuation of this Agreement would endanger patient care.

(ii) Violation by the other Party of any material provision of this Agreement, provided such violation continues for a period of fifteen (15) days after receipt of written notice by the other Party specifying such violation with particularity.

(iii) A general assignment by the other Party for the benefit of creditors; the institution by or against the other Party, as debtor, of proceedings of any nature under any law of the United States or any state, whether now existing or currently enacted or amended, for the relief of debtors, provided that in the event such proceedings are instituted against the other Party remain unstayed or undismissed for thirty (30) days; the liquidation of the other Party for any reason; or the appointment of a receiver to take charge of the other Party's affairs, provided such appointment remains undischarged for thirty (30) days. Such termination of the provisions of this Agreement shall not affect obligations which accrued prior to the effective date of such termination.

(iv) Exclusion of either Party from participation in the Medicare or Medicaid programs or conviction of either Party of a felony.

(v) Either Party's loss or suspension of any certification, license, accreditation (including JCAHO or other accreditation as applicable), or other approval necessary to render patient care services.

ARTICLE IV.

Non-Exclusive Relationship

This Agreement shall be non-exclusive. Either Party shall be free to enter into any other similar arrangement at any time and nothing in this Agreement shall be construed as limiting the right of either Party to affiliate or contract with any other hospital, nursing home, home health agency, school or other entity on either a limited or general basis while this Agreement is in effect. Neither Party shall use the other Party's name or marks in any promotional or advertising material without first obtaining the written consent of the other Party.

ARTICLE V.

Certification and Insurance

5.1. Licenses, Permits, and Certification. Each Party represents to the other that it and all of its employees, agents and representatives possess and shall maintain in valid and current status during the term of this Agreement all required licenses, permits and certifications enabling such Party to provide the services set forth in this Agreement.

5.2. Insurance. Both Parties shall, at their own cost and expense, obtain and maintain in force during the term of this Agreement appropriate levels of general and professional liability insurance coverage, in accordance with good business practice for acute-care hospitals in the Chicagoland area. Such insurance shall be provided by insurance company(ies) acceptable to Parties and licensed to conduct business in the State of Illinois or by a self-insurance program. Verification of insurance shall be in the possession of both Parties at all times while this Agreement is in effect. Both Parties shall be notified at least thirty (30) days prior to cancellation, notice of cancellation, reduction, or material change in coverage to either policy. In

the event the form of insurance is claims made, both Parties warrant and represent that they will purchase appropriate tail coverage for claims, demands, or actions reported in future years for acts of omissions during the term of this Agreement. In the event of insufficient coverage as defined in this Section, or lapse of coverage, the non-breaching Party reserves the right to immediately and unilaterally terminate this Agreement.

5.3. Notification of Claims. Each Party shall notify the other in writing, by certified mail, of any action or suit filed and shall give prompt notice of any claim made against either by any person or entity which may result in litigation related in any way to this Agreement.

ARTICLE VI.

Indemnification

Each Party shall indemnify and hold harmless the other Party from and against any and all manner of claims, demands, causes of action, liabilities, damages, costs, and expenses (including costs and reasonable attorney's fees) arising from or incident to the performance of such indemnifying Party's duties hereunder, except for negligent or willful acts or omissions of the other Party. Notwithstanding anything to the contrary, a Party's obligations with respect to indemnification for acts described in this article shall not apply to the extent that such application would nullify any existing insurance coverage of such Party or as to that portion of any claim of loss in which insurer is obligated to defend or satisfy.

ARTICLE VII.

Compliance With Laws

At all times, both Parties shall comply with all federal, state and local laws, rules and regulations now in effect or later adopted relating to the services to be provided hereunder and that may be applicable to the Parties including, but not limited to, laws, rules and regulations regarding confidentiality, disclosure and retention of patient records, such as the regulations promulgated under the Health Insurance Portability and Accountability Act of 1996. A Party shall promptly notify the other Party if it receives notice of any actual or alleged infraction, violation, default or breach of the same. Neither Transferring Facility or Receiving Hospital, nor any employee, officer, director or agent thereof, is an "excluded person" under the Medicare rules and regulations.

As of the date hereof and throughout the term of this Agreement: (a) Transferring Facility represents, warrants and covenants to Receiving Hospital that Transferring Hospital is licensed to operate a general acute care hospital in Illinois and is a participating facility in Medicare and Medicaid; and (b) Receiving Hospital represents, warrants and covenants to Transferring Facility that Receiving Hospital is licensed to operate a general acute hospital and ancillary facilities specializing in pediatric care and to participate in Medicare and Medicaid.

ARTICLE VIII.

Miscellaneous

8.1. Non-Referral of Patients. Neither Party is under any obligation to refer or transfer patients to the other Party and neither Party will receive any payment for any patient referred or transferred to the other Party. A Party may refer or transfer patients to any facility based on the professional judgment of the treating physician and the individual needs and wishes of the patients.

8.2. Relationship of the Parties. The Parties expressly acknowledge that in performing their respective obligations under this Agreement, they are each acting as independent contractors. Transferring Facility and Hospital are not and shall not be considered joint venturers or partners, and nothing herein shall be construed to authorize either Party to act as general agent for the other. Neither Party, by virtue of this Agreement, assumes any liability for any debts or obligations of either a financial or legal nature incurred by the other Party. Each Party shall disclose in its respective dealings that they are separate entities.

8.3. Notices. All notices and other communications under this Agreement shall be in writing and shall be deemed received when delivered personally or when deposited in the U.S. mail, postage prepaid, sent registered or certified mail, return receipt requested or sent via a nationally recognized and receipted overnight courier service, to the Parties at their respective principal office of record as set forth below or designated in writing from time to time. No notice of a change of address shall be effective until received by the other Party:

To Receiving Hospital:

Children's Memorial Hospital
2300 Children's Plaza
Chicago, IL 60614
Attention: Gordon Bass, COO
Fax No.: (773) 880-4126

To Transferring Facility:

Saint Joseph Hospital
2900 N. Lake Shore Drive
Chicago, IL 60657

With a copy to:

Jeannie Carmedelle Frey, Esq.
Senior Vice President
Legal Affairs/General Counsel
Resurrection Health Care
7435 West Talcott Avenue

Chicago, IL 60631
(773) 792-5875 (fax)

8.4. Assignment. Neither Party may assign its rights or delegate its obligations under this Agreement without the prior written consent of the other, except that either Party may assign all or part of its rights and delegate all or part of its obligations under this Agreement to any entity controlled by or under common control with such Party.

8.5. Entire Agreement; Amendment. This Agreement contains the entire agreement of the Parties with respect to the subject matter hereof and may not be amended or modified except in a writing signed by both Parties. All continuing covenants, duties, and obligations contained herein shall survive the expiration or termination of this Agreement.

8.6. Governing Law. This Agreement shall be construed and all of the rights, powers and liabilities of the Parties hereunder shall be determined in accordance with the laws of the State of Illinois; provided, however, that the conflicts of law principles of the State of Illinois shall not apply to the extent that they would operate to apply the laws of another state.

8.7. Headings. The headings of articles and sections contained in this Agreement are for reference purposes only and will not affect in any way the meaning or interpretation of this Agreement.

8.8. Non-discrimination. Neither Party shall discriminate against any individuals on the basis of race, color, sex, age, religion, national origin, or disability in providing services under this Agreement.

8.9. Severability. If any provision of this Agreement, or the application thereof to any person or circumstance, shall be held to be invalid, illegal or unenforceable in any respect by any court or other entity having the authority to do so, the remainder of this Agreement, or the application of such affected provision to persons or circumstances other than those to which it is held invalid or unenforceable, shall be in no way affected, prejudiced or disturbed, and each provision of this Agreement shall be valid and shall be enforced to the fullest extent permitted by law.

8.10. Successors and Assigns. This Agreement shall be binding upon, and shall inure to the benefit of the Parties hereto, their respective successors and permitted assigns.

8.11. Waiver. No failure by a Party to insist upon the strict performance of any covenant, agreement, term or condition of this Agreement, shall constitute a waiver of any such breach of such covenant, agreement, term or condition. Any Party may waive compliance by the other Party with any of the provisions of this Agreement if done so in writing. No waiver of any provision shall be construed as a waiver of any other provision or any subsequent waiver of the same provision.

8.12. Counterparts. This Agreement may be executed in any number of counterparts, each of which shall be deemed an original, but all such counterparts together shall constitute one and the same instrument.

IN WITNESS WHEREOF, the Parties have caused this Agreement to be executed and delivered as of the day and year written above.

Saint Joseph Hospital
an Illinois not for profit corporation

By: Ronald E. Struxness

Name: Ronald E. Struxness

Title: Chief Executive Officer

CHILDREN'S MEMORIAL HOSPITAL

By: Tom Schubnell RN MSN

Name: Tom Schubnell

Title: Administrator of Surgical & ER Services

Audited Financial Statements as evidence of the availability of funds are provided in the Certificate of Need application addressing the change of ownership of Resurrection Medical Center

7435 West Talcott Avenue
Chicago, Illinois 60631
773.792.5555



Sandra Bruce, FACHE
President & Chief Executive Officer

March 22, 2011

Illinois Health Facilities
and Services Review Board
Springfield, Illinois

RE: FUNDING OF PROJECT

To Whom It May Concern:

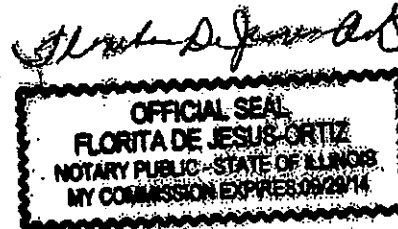
I hereby attest that all of the real costs associated with the changes of ownership of the facilities directly or indirectly owned and/or controlled by Resurrection Health Care Corporation will be funded in total with cash or equivalents.

Sincerely,

Handwritten signature of Sandra Bruce in cursive.

Sandra Bruce, FACHE
President & Chief Executive Officer

Notarized:





March 22, 2011

Illinois Health Facilities
and Services Review Board
Springfield, Illinois

RE: FUNDING OF PROJECT

To Whom It May Concern:

I hereby attest that all of the real costs associated with the changes of ownership of the facilities directly or indirectly owned and/or controlled by either Resurrection Health Care Corporation or Provena Health will be funded in total with cash or equivalents.

Sincerely,

A handwritten signature in black ink, appearing to read "Guy Wiebking".

Guy Wiebking
President and CEO

Notarized:

A handwritten signature in black ink, appearing to read "Yvette B. Porter".



ATTACHMENT 42A

OPERATING and CAPITAL COSTS
per ADJUSTED PATIENT DAY

Saint Joseph Hospital
2012 Projection

ADJUSTED PATIENT DAYS:

\$	<u>54,433,192</u>	
\$	2,131	25,548

OPERATING COSTS

salaries & benefits	\$ 81,983,976
supplies	<u>\$ 26,408,503</u>
TOTAL	\$ 108,392,479

Operating cost/adjusted patient day:	\$ 4,242.75
--------------------------------------	-------------

CAPITAL COSTS

depreciation	\$ 8,266,406
interest	<u>\$ 2,929,028</u>
TOTAL	\$ 11,195,434

Capital cost/adjusted patient day:	\$ 438.22
------------------------------------	-----------

Project Overview

Resurrection Health Care Corporation ("Resurrection") and Provena Health ("Provena") propose a merging of the two systems that will better position the combined system's hospitals, long-term care facilities, outpatient centers and other programs and facilities to continue to serve the patients and communities that have traditionally looked to those facilities and programs for care. As explained below and throughout the application, this system merger is intended to preserve access to Catholic health care; improve financial viability; improve patient, employee, and medical staff satisfaction through a shared culture and integrated leadership; and position the combined system for innovation and adaptation under health care reform.

This Project Overview supplements the Narrative Description provided in Section I.3. of the individual Certificate of Need applications filed to address the change of ownership of each of the thirteen (13) hospitals, one (1) ambulatory surgical treatment center (ASTC) and one (1) end stage renal dialysis (ESRD) facility currently owned or controlled by either Provena or Resurrection; and highlights the overall features of the proposed system merger.

Provena's hospitals are located primarily in the communities to the west of Chicago and in central Illinois, and Resurrection's hospitals are located in Chicago and communities to the north of Chicago. None of either system's hospital service areas overlap with those of any hospitals in the other system. Therefore, the proposed merger will not result in duplicative clinical services in any geographic area.

The proposed transaction would affect thirteen (13) hospitals, twenty-eight (28) long-term care facilities, one (1) ASTC, one (1) ESRD facility, an expanding health science university, six (6) home health agencies, and approximately fifty-eight (58) other freestanding outpatient sites. Resurrection is the sole member of seven (7) of the hospitals and Provena is the sole member of six (6) of the hospitals. The ASTC is a joint venture in which Resurrection has "control" pursuant to the IHFSRB definition, and the ESRD is a joint venture in which Provena has such "control".

About Provena Health

Provena Health is a health care system that was established in 1997 through the merging of the health care services of the Franciscan Sisters of the Sacred Heart, the Sisters of Mercy of the Americas—Chicago Regional Community (now West Midwest Community), and the Servants of the Holy Heart of Mary. These three congregations of religious women are now the sponsors of Provena Health. The primary reason for the formation of Provena Health was to strengthen the Catholic health ministry in Illinois, which at the time of formation was a major goal of the late Joseph Cardinal Bernardin, Archbishop of Chicago.

Today, Provena Health operates six acute care hospitals, twelve long-term care facilities, four senior residential facilities and a variety of freestanding outpatient facilities and programs.

About The Resurrection Health Care System

The Resurrection Health Care System grew from a single hospital, now known as Resurrection Medical Center, established by the Sisters of the Resurrection in northwest Chicago in the early 1950s. A second hospital, Our Lady of the Resurrection, was added in 1988. During the period from late 1997 through 2001, six more hospitals joined the Resurrection system. During the same period, eight Chicago area licensed long-term care facilities, three retirement communities, a home care agency, an ambulatory surgery center, and numerous freestanding outpatient facilities became part of Resurrection Health Care System. The Resurrection system is co-sponsored by two congregations of Catholic religious women, the Sisters of the Resurrection and the Sisters of the Holy Family of Nazareth.

In 2010, following a thorough discernment process, and in response to an immediate need to address financial concerns, Resurrection Health Care Corporation divested itself of two hospitals; Westlake Hospital and West Suburban Medical Center (IHFSRB Permits 10-013 and 10-014) to ensure that the two hospitals would be able to continue to serve their communities.

Decision to Merge and Goals of the Merger

In late 2010, Provena and Resurrection leadership began discussions to explore the potential benefits of a system merger. In addition to their clear mission compatibility, the two systems share many similar priorities related to clinical integration, administrative efficiencies and strategic vision. While their respective facilities are geographically proximate, their markets do not overlap, providing opportunities to strengthen all facilities through operational efficiencies and enhanced clinical collaborations.

This system merger decision was made in the larger context of a rapidly changing health care delivery environment. Across the nation, hospitals and other health care providers are addressing health care reform through various forms of integration and consolidation. These actions are thought necessary to achieve improved quality of care, efficiency of service delivery, and patient, medical staff, and employee satisfaction—all critical components of future success.

For Catholic-sponsored health care providers, including Resurrection and Provena, these adaptations to health care reform must be consistent with the mission and values inherent in the religious sponsorship of health care providers. This particular merger would afford Provena and Resurrection the opportunity to achieve essential systemic enhancements in a mission-compatible manner.

The Provena and Resurrection systems have, since 2008, been equal partners in Alverno Clinical Laboratories, LLC, which provides clinical pathology services to each of Resurrection's and Provena's thirteen hospitals, as well as a variety of other facilities.

Structure of the Transaction and Commitments

Through the proposed transaction, the Resurrection and Provena systems will merge through a common, not-for-profit, charitable "super parent" corporation that will become the parent entity of Resurrection Health Care Corporation (the current Resurrection system parent) and Provena Health (the current Provena system parent). Both of the current parent entities will continue to exist and operate, and will continue to serve as the direct parents of their respective subsidiary entities. It is the applicants' expectation that, for a minimum of two years, no Resurrection or Provena hospital or hospitals will be eliminated or restructured in the course of the system merger, and no health care facilities will require new or modified health facilities licenses as a result of the system merger. A chart depicting this proposed merged structure is attached as Exhibit A. The executed System Merger Agreement submitted with this application, provides detail regarding the means by which the super parent will exercise unified corporate oversight for the combined system.

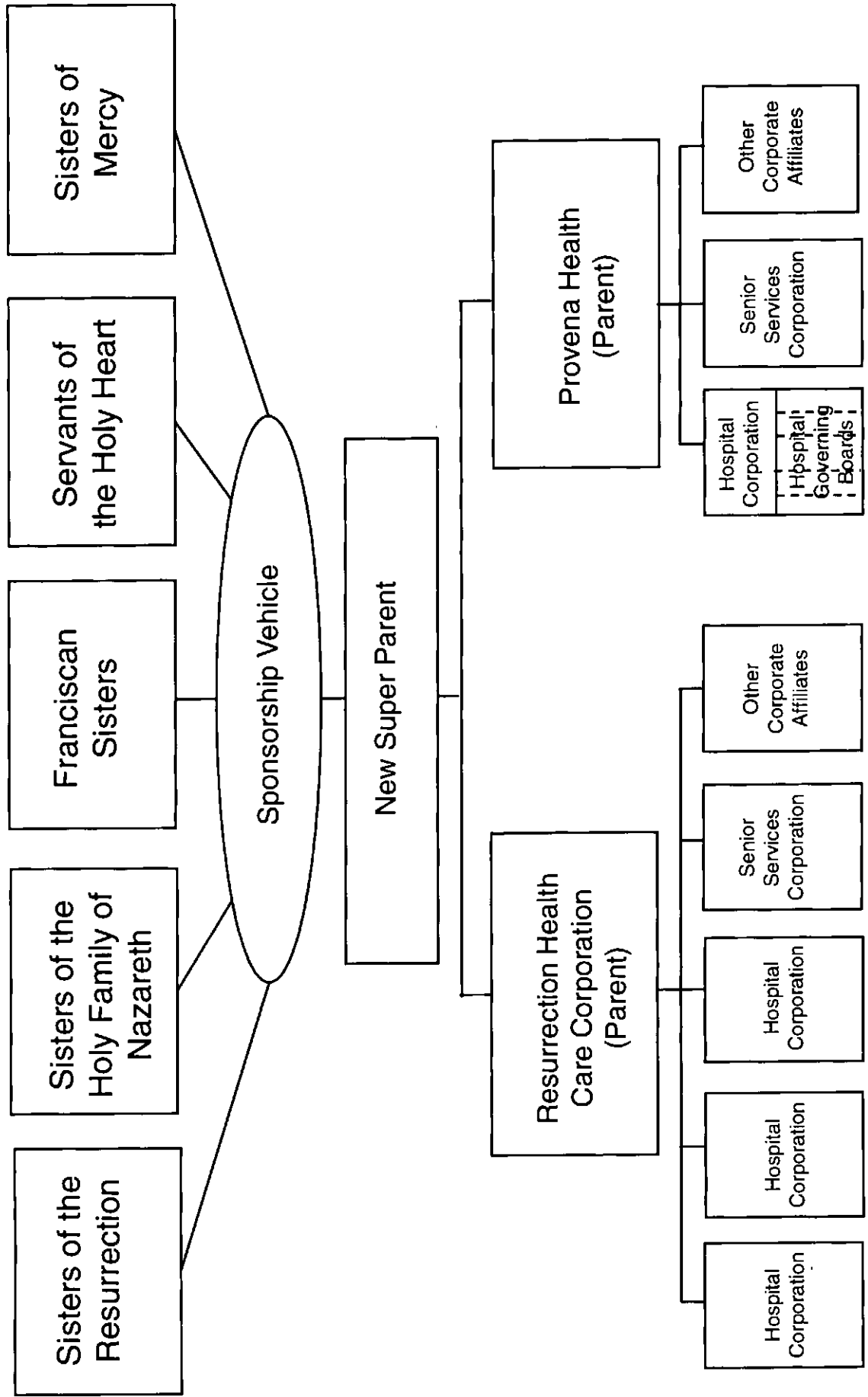
A co-applicant in each Certificate of Need application is Cana Lakes Health Care, which is an existing Illinois not-for-profit corporation. The Cana Lakes corporation will be reconstituted to serve as the super parent entity, through amendment of its corporate documents to reflect unified governance and corporate oversight. The Bylaws of the Super Parent will detail the composition of the Board of Directors; reserve powers of the five (5) religious sponsors; and other governance matters typically addressed in such documents. These Bylaws will be substantially in the form of an exhibit to the System Merger Agreement.


The licensees of the individual hospitals, long-term care facilities and the ASTC will not change. All of Resurrection's clinical programs and all of Provena's clinical programs will be included in the new structure.

The health care facilities and services will continue to operate as Catholic facilities, consistent with the care principles of the Ethical and Religious Directives for Catholic Health Care Services. It is the expectation of the applicants that all major clinical programs will be maintained for a minimum of two years, and each hospital will operate with non-discrimination and charity care policies that are no more restrictive than those currently in place.

The proposed transaction, while meeting the IHFSRB's definition of a "change of ownership" as the result of a new "super parent" entity, is a system merger through a straight forward corporate reorganization, without any payment to Resurrection by Provena, or to Provena by Resurrection. The only true costs associated with the transaction are those costs associated with the transaction itself. The merger is being entered into following thorough due diligence processes completed by both Provena and Resurrection, as well as independent analyses commissioned by Resurrection and by Provena.

Super Parent Structure





ARCHDIOCESE OF CHICAGO

OFFICE OF THE ARCHBISHOP

March 17, 2011

Ms. Courtney Avery
Administrator
Illinois Health Facilities and Services Review Board
525 West Jefferson
Springfield, Illinois 62761

Dear Ms. Avery,

Resurrection Health Care Corporation and Provena Health have proposed a merging of the two systems that will better position the combined system's hospitals, long-term care facilities, outpatient centers and other programs and facilities to continue to serve the patients and communities that have traditionally looked to them for care. This system merger is intended to improve the financial viability of both entities as well as enhance patient, employee and medical staff satisfaction. Through a shared culture and integrated leadership, this merger would also position the combined system for innovation and adaptation under health care reform.

The proposed merger will position Resurrection and Provena to strengthen and improve access to Catholic health care in Illinois. This has long been an area of great interest and concern for me, and I am grateful for the willingness of two of our state's premier Catholic providers to collaborate in order to meet the current challenges in health care. As they do now, the combined systems will operate without any restrictive admissions policies related to race, ethnic background, religion, payment source, or any other factor. The new system will continue to admit Medicare and Medicaid recipients and to care for those patients in need of charity care.

This proposed merger has my full support and I can assure you that both Resurrection Health Care and Provena Health are working together collegially and in the best interests of their communities to strengthen and improve access to high quality, highly accountable Catholic health care in the State of Illinois.

Sincerely yours,

Francis Cardinal George, O.M.I.
Archbishop of Chicago



March 28, 2011

Ms. Courtney Avery, Administrator
Illinois Health Facilities and
Services Review Board
525 West Jefferson Street, 2nd Floor
Springfield, IL 62761

RE: Merger of Provena Health and Resurrection Health Care Corporation

Dear Ms. Avery:

We represent the five communities of women religious who seek the approval of the Illinois Health Facilities and Services Review Board to form a new Catholic health system to serve the citizens of Illinois through a merger of Provena Health and Resurrection Health Care Corporation.

As individual health systems, Provena Health and Resurrection Health Care have long provided compassionate healing to those in need. In keeping with the true spirit of the Sisters who came before us, ours have been ministries deeply focused on quality care for all, regardless of one's ability to pay.

Now, as we anticipate Health Reform and the sweeping changes that will transform the delivery of care as we have come to know it, we are keenly aware that the key to sustaining and growing our person-centered Mission lies in the strength of enduring partnerships we forge today.

By coming together, our two health systems would create the single largest Catholic healthcare network in the State, spanning 12 hospitals, 28 long-term care and senior residential facilities, more than 50 primary and specialty care clinics and six home health agencies, all serving adjacent, non-conflicting markets. A combined Provena Health and Resurrection Health Care would also represent one of the State's largest health systems, with locations throughout Chicago, the suburbs of Des Plaines, Evanston, Aurora, Elgin, Joliet and Kankakee, and Rockford, Urbana, Danville, and Avilla, Indiana, providing services for patients and residents across the continuum through nearly 100 sites of care.

Rooted in the tradition of Catholic healthcare, the new system would be distinguished by an ability to deliver quality care across the continuum from a broad and complementary base of leading edge locations and physician networks. From a foundation steeped in a shared heritage and set of values, the new system would give rise to an enormous potential to truly improve the wellbeing of generations of Illinoisans to come.


With a dedicated and talented combined team of nearly 5,000 physicians, supported by over 22,000 employees, the new system will play an important role in the economic vitality of the communities in which we serve. Above all, our partnership will remain true to the hallmarks of our Catholic identity: promoting and protecting the dignity of every individual from conception to death, caring for the poor and vulnerable and properly stewarding our precious people and financial resources.

A combined Provena Health and Resurrection Health Care will strengthen and expand access to an exceptional tradition of quality care and service millions of Illinois residents have come to know and depend upon for more than a century. On behalf of the women religious whose communities are sponsoring the proposal before you, we request your approval.

Gratefully,



Sister Mary Elizabeth Imler, OSF
Chairperson
Provena Health Member Body



Sister Patricia Ann Koschalke, CSFN
Chairperson
Resurrection Health Care Sponsorship Board