

COMMUNITY HEALTH SYSTEMS INC (CYH)

10-K

Annual report pursuant to section 13 and 15(d)

Filed on 02/26/2010

Filed Period 12/31/2009



Table of Contents

UNITED STATES SECURITIES AND EXCHANGE COMMISSION
Washington, D.C. 20549

Form 10-K

(Mark One)

ANNUAL REPORT PURSUANT TO SECTION 13 OR 15(d) OF THE SECURITIES
EXCHANGE ACT OF 1934

For the year ended December 31, 2009

OR

TRANSITION REPORT PURSUANT TO SECTION 13 OR 15(d) OF THE SECURITIES
EXCHANGE ACT OF 1934

For the transition period from to

Commission file number 001-15925

COMMUNITY HEALTH SYSTEMS, INC.

(Exact name of registrant as specified in its charter)

Delaware
(State of incorporation)

13-3893191
(IRS Employer Identification No.)

4000 Meridian Boulevard
Franklin, Tennessee
(Address of principal executive offices)

37067
(Zip Code)

Registrant's telephone number, including area code:
(615) 465-7000

Securities registered pursuant to Section 12(b) of the Act:

<u>Title of Each Class</u>	<u>Name of Each Exchange on Which Registered</u>
Common Stock, \$.01 par value	New York Stock Exchange

Indicate by check mark if the registrant is a well-known seasoned issuer, as defined in Rule 405 of the Securities Act. YES NO

Indicate by check mark if the registrant is not required to file reports pursuant to Section 13 or 15(d) of the Act. YES NO

Indicate by check mark whether the registrant (1) has filed all reports required to be filed by Section 13 or 15(d) of the Securities Exchange Act of 1934 during the preceding 12 months (or for such shorter period that the registrant was required to file such reports), and (2) has been subject to such filing requirements for the past 90 days. YES NO

Indicate by check mark whether the registrant has submitted electronically and posted on its corporate web site, if any, every Interactive Data File required to be submitted and posted pursuant to Rule 405 of Regulation S-T (§ 232.405 of this chapter) during the preceding 12 months (or for such shorter period that the registrant was required to submit and post such files). Yes No

Indicate by check mark if disclosure of delinquent filers pursuant to Item 405 of Regulation S-K (§ 229.405 of this chapter) is not

contained herein, and will not be contained, to the best of the registrant's knowledge, in definitive proxy or information statements incorporated by reference in Part III of the Form 10-K or any amendment to the Form 10-K.

Indicate by check mark whether the registrant is a large accelerated filer, an accelerated filer, a non-accelerated filer, or a smaller reporting company. See the definitions of "large accelerated filer," "accelerated filer" and "smaller reporting company" in Rule 12b-2 of the Exchange Act. (Check one):

Large accelerated filer

Accelerated filer

Non-accelerated filer (Do not
check if a smaller reporting
company)

Smaller reporting company

Indicate by check mark whether the registrant is a shell company (as defined in Rule 12b-2 of the Act). YES NO

The aggregate market value of the voting stock held by non-affiliates of the Registrant was \$2,341,348,569. Market value is determined by reference to the closing price on June 30, 2009 of the Registrant's Common Stock as reported by the New York Stock Exchange. The Registrant does not (and did not at June 30, 2009) have any non-voting common stock outstanding. As of February 17, 2010, there were 93,110,682 shares of common stock, par value \$.01 per share, outstanding.

DOCUMENTS INCORPORATED BY REFERENCE

The information required for Part III of this annual report is incorporated by reference from portions of the Registrant's definitive proxy statement for its 2010 annual meeting of stockholders to be filed with the Securities and Exchange Commission within 120 days after the end of the Registrant's fiscal year ended December 31, 2009.

TABLE OF CONTENTS
FORM 10-K ANNUAL REPORT
COMMUNITY HEALTH SYSTEMS, INC.
Year ended December 31, 2009

	<u>Page</u>
<u>PART I</u>	
<u>Item 1. Business</u>	1
<u>Item 1A. Risk Factors</u>	21
<u>Item 1B. Unresolved Staff Comments</u>	28
<u>Item 2. Properties</u>	28
<u>Item 3. Legal Proceedings</u>	33
<u>Item 4. Submission of Matters to a Vote of Security Holders</u>	35
<u>PART II</u>	
<u>Item 5. Market for Registrant's Common Equity, Related Stockholder Matters and Issuer Purchases of Equity Securities</u>	36
<u>Item 6. Selected Financial Data</u>	38
<u>Item 7. Management's Discussion and Analysis of Financial Condition and Results of Operations</u>	39
<u>Item 7A. Quantitative and Qualitative Disclosures about Market Risk</u>	61
<u>Item 8. Financial Statements and Supplementary Data</u>	62
<u>Item 9. Changes in and Disagreements with Accountants on Accounting and Financial Disclosure</u>	116
<u>Item 9A. Controls and Procedures</u>	116
<u>Item 9B. Other Information</u>	116
<u>PART III</u>	
<u>Item 10. Directors and Executive Officers of the Registrant</u>	119
<u>Item 11. Executive Compensation</u>	119
<u>Item 12. Security Ownership of Certain Beneficial Owners and Management and Related Stockholder Matters</u>	119
<u>Item 13. Certain Relationships and Related Transactions</u>	119
<u>Item 14. Principal Accountant Fees and Services</u>	119
<u>PART IV</u>	
<u>Item 15. Exhibits and Financial Statement Schedules</u>	119
<u>EX-4.19</u>	
<u>EX-10.15</u>	
<u>EX-10.19</u>	
<u>EX-12</u>	
<u>EX-21</u>	
<u>EX-23.1</u>	
<u>EX-31.1</u>	
<u>EX-31.2</u>	
<u>EX-32.1</u>	
<u>EX-32.2</u>	

Table of Contents

We also make available free of charge, through the investor relations section of our website, our Governance Principles, our Code of Conduct and the charters of our Audit and Compliance Committee, Compensation Committee and Governance and Nominating Committee.

We have included the Chief Executive Officer and the Chief Financial Officer certifications regarding the public disclosure required by Section 302 of the Sarbanes-Oxley Act of 2002 as Exhibits 31.1 and 31.2 of this report.

Our Business Strategy

With the objective of increasing shareholder value and improving care, the key elements of our business strategy are to:

- increase revenue at our facilities;
- improve profitability;
- improve quality; and
- grow through selective acquisitions.

Increase Revenue at Our Facilities

Overview. We seek to increase revenue at our facilities by providing a broader range of services in a more attractive care setting, as well as by supporting and recruiting physicians. We identify the healthcare needs of the community by analyzing demographic data and patient referral trends. We also work with local hospital boards, management teams, and medical staffs to determine the number and type of additional physician specialties needed. Our initiatives to increase revenue include:

- recruiting additional primary care physicians and specialists;
- expanding the breadth of services offered at our hospitals through targeted capital expenditures to support the addition of more complex services, including orthopedics, cardiovascular services, and urology; and
- providing the capital to invest in technology and the physical plant at the facilities, particularly in our emergency rooms, surgery departments, critical care departments, and diagnostic services.

Physician Recruiting. The primary method of adding or expanding medical services is the recruitment of new physicians into the community. A core group of primary care physicians is necessary as an initial contact point for all local healthcare. The addition of specialists who offer services, including general surgery, OB/GYN, cardiovascular services, orthopedics and urology, completes the full range of medical and surgical services required to meet a community's core healthcare needs. At the time we acquire a hospital and from time to time thereafter, we identify the healthcare needs of the community by analyzing demographic data and patient referral trends. As a result of this analysis, we are able to determine what we believe to be the optimum mix of primary care physicians and specialists. We employ recruiters at the corporate level to support the local hospital managers in their recruitment efforts. We have increased the number of physicians affiliated with us through our recruiting efforts, net of turnover, by approximately 772 in 2009, 686 in 2008, and 440 in 2007. The percentage of recruited or other physicians commencing practice with us that were specialists was over 50% in 2009. Although in recent years we have begun employing more physicians, most of the physicians in our communities are in private practice and are not our employees. We have been successful in recruiting physicians because of the practice opportunities afforded physicians in our markets, as well as lower managed care penetration as compared to larger urban areas.

Table of Contents

Emergency Room Initiatives. Approximately 55% of our hospital admissions originate in the emergency room. Therefore, we systematically take steps to increase patient flow in our emergency rooms as a means of optimizing utilization rates for our hospitals. Furthermore, the impression of our overall operations by our customers is substantially influenced by our emergency rooms since generally that is their first experience with our hospitals. The steps we take to increase patient flow in our emergency rooms include renovating and expanding our emergency room facilities, improving service and reducing waiting times, as well as publicizing our emergency room capabilities in the local community. We have expanded or renovated 12 of our emergency rooms during the past three years, including five in 2009. We have also implemented marketing campaigns that emphasize the speed, convenience, and quality of our emergency rooms to enhance each community's awareness of our emergency room services.

One component of upgrading our emergency rooms is the implementation of specialized computer software programs designed to assist physicians in making diagnoses and determining treatments. The software also benefits patients and hospital personnel by assisting in proper documentation of patient records and tracking patient flow. It enables our nurses to provide more consistent patient care and provides clear instructions to patients at time of discharge to help them better understand their treatments.

Expansion of Services. In an effort to better meet the healthcare needs of the communities we serve and to capture a greater portion of the healthcare spending in our markets, we have added a broad range of services to our facilities. These services range from various types of diagnostic equipment capabilities to additional and renovated emergency rooms, surgical and critical care suites and specialty services. For example, in 2009, we spent \$260.4 million as a part of 34 major construction projects. The 2009 projects included new emergency rooms, cardiac catheterization labs, intensive care units, hospital additions, and surgical suites. These projects improved various diagnostic and other inpatient and outpatient service capabilities. We continue to believe that appropriate capital investments in our facilities combined with the development of our service capabilities will reduce the migration of patients to competing providers while providing an attractive return on investment. We also employ a small group of clinical consultants at our corporate headquarters to assist the hospitals in their development of surgery, emergency, critical care, cardiovascular, and hospitalist services. In addition to spending capital on expanding services at our existing hospitals, we also build replacement facilities to better meet the healthcare needs of our communities. In 2009, we spent \$4.8 million on planning costs for future construction projects related to three replacement hospitals, which we are required to build pursuant to either a hospital purchase agreement or an amendment to a lease agreement. The total cost of these three replacement hospitals is estimated to be \$310.0 million.

Managed Care Strategy. Managed care has seen growth across the U.S. as health plans expand service areas and membership in an attempt to control rising medical costs. As we service primarily non-urban markets, we do not have significant relationships with managed care organizations, including Medicare Advantage. We have responded with a proactive and carefully considered strategy developed specifically for each of our facilities. Our experienced corporate managed care department reviews and approves all managed care contracts, which are organized and monitored using a central database. The primary mission of this department is to select and evaluate appropriate managed care opportunities, manage existing reimbursement arrangements and negotiate increases. Generally, we do not intend to enter into capitated or risk sharing contracts. However, some purchased hospitals have risk sharing contracts at the time of our acquisition of them. We seek to discontinue these contracts to eliminate risk retention related to payment for patient care. We do not believe that we have, at the present time, any risk sharing contracts that would have a material impact on our results of operations.

Improve Profitability

Overview. To improve efficiencies and increase operating margins, we implement cost containment programs and adhere to operating philosophies that include:

- standardizing and centralizing our operations;
- optimizing resource allocation by utilizing our company-devised case and resource management program, which assists in improving clinical care and containing expenses;

Table of Contents

- capitalizing on purchasing efficiencies through the use of company-wide standardized purchasing contracts and terminating or renegotiating specified vendor contracts;
- installing a standardized management information system, resulting in more efficient billing and collection procedures; and
- monitoring and enhancing productivity of our human resources.

In addition, each of our hospital management teams is supported by our centralized operational, reimbursement, regulatory and compliance expertise, as well as by our senior management team, which has an average of over 25 years of experience in the healthcare industry.

Standardization and Centralization. Our standardization and centralization initiatives encompass nearly every aspect of our business, from developing standard policies and procedures with respect to patient accounting and physician practice management to implementing standard processes to initiate, evaluate and complete construction projects. Our standardization and centralization initiatives are a key element in improving our operating results.

- *Billing and Collections.* We have adopted standard policies and procedures with respect to billing and collections. We have also automated and standardized various components of the collection cycle, including statement and collection letters and the movement of accounts through the collection cycle. Upon completion of an acquisition, our management information system team converts the hospital's existing information system to our standardized system. This enables us to quickly implement our business controls and cost containment initiatives.
- *Physician Support.* We support our newly recruited physicians to enhance their transition into our communities. We have implemented physician practice management seminars and training. We host these seminars bi-monthly. All newly recruited physicians who enter into contracts with us are required to attend a three-day introductory seminar that covers issues involved in starting up a practice.
- *Procurement and Materials Management.* We have standardized and centralized our operations with respect to medical supplies, equipment and pharmaceuticals used in our hospitals. We have a participation agreement with HealthTrust Purchasing Group, L.P., or HealthTrust, a group purchasing organization, or GPO. HealthTrust contracts with certain vendors who supply a substantial portion of our medical supplies, equipment and pharmaceuticals. Our agreement with HealthTrust extends to January 2011, with automatic renewal terms of one year unless either party terminates by giving notice of non-renewal.
- *Facilities Management.* We have standardized interiors, lighting and furniture programs. We have also implemented a standard process to initiate, evaluate and complete construction projects. Our corporate staff monitors all construction projects, and reviews and pays all construction project invoices. Our initiatives in this area have reduced our construction costs while maintaining the same level of quality and have shortened the time it takes us to complete these projects.
- *Other Initiatives.* We have also improved margins by implementing standard programs with respect to ancillary services in areas, including emergency rooms, pharmacy, laboratory, imaging, home care, skilled nursing, centralized outpatient scheduling and health information management. We have reduced costs associated with these services by improving contract terms and standardizing information systems. We work to identify and communicate best practices and monitor these improvements throughout the Company.
- *Internal Controls Over Financial Reporting.* We have centralized many of our significant internal controls over financial reporting and standardized those other controls that are performed at our hospital locations. We continuously monitor compliance with and evaluate the effectiveness of our internal controls over financial reporting.

Table of Contents

Case and Resource Management. Our case and resource management program is a company-devised program developed with the goal of improving clinical care and cost containment. The program focuses on:

- appropriately treating patients along the care continuum;
- reducing inefficiently applied processes, procedures and resources;
- developing and implementing standards for operational best practices; and
- using on-site clinical facilitators to train and educate care practitioners on identified best practices.

Our case and resource management program integrates the functions of utilization review, discharge planning, overall clinical management, and resource management into a single effort to improve the quality and efficiency of care. Issues evaluated in this process include patient treatment, patient length of stay and utilization of resources.

Under our case and resource management program, patient care begins with a clinical assessment of the appropriate level of care, discharge planning, and medical necessity for planned services. Beginning when a patient presents to the hospital, we conduct ongoing reviews for medical necessity using appropriateness criteria. We reassess and adjust discharge plan options as the needs of the patient change. We closely monitor cases to prevent delayed service or inappropriate utilization of resources. Once the patient attains clinical improvement, we work with the attending physician to evaluate further needs for acute care treatment through discussions with the facility's physician advisor. Finally, we refer the patient to the appropriate post-hospitalization resources.

Improve Quality

We have implemented various programs to ensure continuous improvement in the quality of care provided. We have developed training programs for all senior hospital management, chief nursing officers, quality directors, physicians and other clinical staff. We share information among our hospital management to implement best practices and assist in complying with regulatory requirements. We have standardized accreditation documentation and requirements. All hospitals conduct patient, physician, and staff satisfaction surveys to help identify methods of improving the quality of care.

Each of our hospitals is governed by a board of trustees, which includes members of the hospital's medical staff. The board of trustees establishes policies concerning the hospital's medical, professional, and ethical practices, monitors these practices, and is responsible for ensuring that these practices conform to legally required standards. We maintain quality assurance programs to support and monitor quality of care standards and to meet Medicare and Medicaid accreditation and regulatory requirements. Patient care evaluations and other quality of care assessment activities are reviewed and monitored continuously.

Grow Through Selective Acquisitions

Acquisition Criteria. Each year we intend to acquire, on a selective basis, two to four hospitals that fit our acquisition criteria. Generally, we pursue acquisition candidates that:

- have a service area population between 20,000 and 400,000 with a stable or growing population base;
- are the sole or primary provider of acute care services in the community;
- are located in an area with the potential for service expansion;
- are not located in an area that is dependent upon a single employer or industry; and
- have financial performance that we believe will benefit from our management's operating skills.

Table of Contents

In each year since 1997, we have met or exceeded our acquisition goals. Occasionally, we have pursued acquisition opportunities outside of our specified criteria when such opportunities have had uniquely favorable characteristics. In addition to two hospitals acquired from local governmental entities in 2007, we also acquired Triad, which owned and operated 50 hospitals, of which 49 hospitals were located in 17 states across the U.S. and one hospital was located in the Republic of Ireland. Since our acquisition of Triad's 50 hospital portfolio in July, 2007, we have focused most of our efforts on integrating those hospitals, as opposed to pursuing further acquisition opportunities. In the fourth quarter of 2008, we completed the acquisition of a two hospital system located in Spokane, Washington. In 2009, we acquired two hospitals located in Wilkes-Barre, Pennsylvania and Siloam Springs, Arkansas and purchased the remaining equity in a hospital located in El Dorado, Arkansas in which we previously had a noncontrolling interest.

Disciplined Acquisition Approach. We have been disciplined in our approach to acquisitions. We have a dedicated team of internal and external professionals who complete a thorough review of the hospital's financial and operating performance, the demographics and service needs of the market and the physical condition of the facilities. Based on our historical experience, we then build a pro forma financial model that reflects what we believe can be accomplished under our ownership. Whether we buy or lease the existing facility or agree to construct a replacement hospital, we believe we have been disciplined in our approach to pricing. We typically begin the acquisition process by entering into a non-binding letter of intent with an acquisition candidate. After we complete business and financial due diligence and financial modeling, we decide whether or not to enter into a definitive agreement. Once an acquisition is completed, we have an organized and systematic approach to transitioning and integrating the new hospital into our system of hospitals.

Acquisition Efforts. Most of our acquisition targets are municipal or other not-for-profit hospitals. We believe that our access to capital, ability to recruit physicians and reputation for providing quality care make us an attractive partner for these communities. In addition, we have found that communities located in states where we already operate a hospital are more receptive to us, when they consider selling their hospital, because they are aware of our operating track record with respect to our hospitals within the state.

At the time we acquire a hospital, we may commit to an amount of capital expenditures, such as a replacement facility, renovations, or equipment over a specified period of time. As obligations under two hospital purchase agreements in effect as of December 31, 2009, we are required to build a replacement facility in Valparaiso, Indiana by April 2011 and in Siloam Springs, Arkansas by February 2013. Also, as required by an amendment to a lease agreement entered into in 2005, we agreed to build a replacement hospital at our Barstow, California location. Estimated construction costs, including equipment costs, are approximately \$310.0 million for these three replacement hospitals, of which approximately \$12.6 million has been incurred to date. In addition, under other purchase agreements in effect as of December 31, 2009, we have committed to spend \$468.5 million, generally over a five to seven year period after acquisition, for costs such as capital improvements, equipment, selected leases and physician recruiting. Through December 31, 2009, we have incurred approximately \$171.4 million related to these commitments. In October 2008, after the purchase of the noncontrolling owner's interest in our Birmingham, Alabama facility, we initiated the purchase of a site for a potential replacement to our existing Birmingham facility. The new site includes a partially constructed hospital structure. This project is subject to the approval of a certificate of need, or CON, expected to be granted by mid to late 2010. Upon receiving the CON, and after resolution of any legal issues, we will complete our assessment of the costs to complete construction of the unfinished facility and relocate our existing Birmingham facility to the new site.

Industry Overview

The Centers for Medicare and Medicaid Services, or CMS, reported that in 2008 total U.S. healthcare expenditures grew by 4.4% to approximately \$2.3 trillion. CMS also projected total U.S. healthcare spending to grow by 5.5% in 2009 and by an average of 6.3% annually from 2010 through 2018. By these estimates, healthcare expenditures will account for approximately \$4.4 trillion, or 20.3% of the total U.S. gross domestic product, by 2018.

Hospital services, the market in which we operate, is the largest single category of healthcare at 30% of total healthcare spending in 2008, or approximately \$718.4 billion, as reported by CMS. CMS projects the hospital services category to grow by at least 5.1% per year through 2018. It expects growth in hospital healthcare spending to continue due to the aging of the U.S. population and consumer demand for expanded medical services. As hospitals remain the

Table of Contents

primary setting for healthcare delivery, CMS expects hospital services to remain the largest category of healthcare spending.

U.S. Hospital Industry. The U.S. hospital industry is broadly defined to include acute care, rehabilitation, and psychiatric facilities that are either public (government owned and operated), not-for-profit private (religious or secular), or for-profit institutions (investor owned). According to the American Hospital Association, there are approximately 5,000 inpatient hospitals in the U.S. which are not-for-profit owned, investor owned, or state or local government owned. Of these hospitals, approximately 40% are located in non-urban communities. We believe that a majority of these hospitals are owned by not-for-profit or governmental entities. These facilities offer a broad range of healthcare services, including internal medicine, general surgery, cardiology, oncology, orthopedics, OB/GYN, and emergency services. In addition, hospitals also offer other ancillary services, including psychiatric, diagnostic, rehabilitation, home care, and outpatient surgery services.

Urban vs. Non-Urban Hospitals

According to the U.S. Census Bureau, 21% of the U.S. population lives in communities designated as non-urban. In these non-urban communities, hospitals are typically the primary source of healthcare. In many cases a single hospital is the only provider of general healthcare services in these communities.

Factors Affecting Performance. Among the many factors that can influence a hospital's financial and operating performance are:

- facility size and location;
- facility ownership structure (i.e., tax-exempt or investor owned);
- a facility's ability to participate in group purchasing organizations; and
- facility payor mix.

We believe that non-urban hospitals are generally able to obtain higher operating margins than urban hospitals. Factors contributing to a non-urban hospital's margin advantage include fewer patients with complex medical problems, a lower cost structure, limited competition, and favorable Medicare payment provisions. Patients needing the most complex care are more often served by the larger and/or more specialized urban hospitals. A non-urban hospital's lower cost structure results from its geographic location, as well as the lower number of patients treated who need the most highly advanced services. Additionally, because non-urban hospitals are generally sole providers or one of a small group of providers in their markets, there is limited competition. This generally results in more favorable pricing with commercial payors. Medicare has special payment provisions for "sole community hospitals." Under present law, hospitals that qualify for this designation can receive higher reimbursement rates. As of December 31, 2009, 26 of our hospitals were "sole community hospitals." In addition, we believe that non-urban communities are generally characterized by a high level of patient and physician loyalty that fosters cooperative relationships among the local hospitals, physicians, employees and patients.

The type of third party responsible for the payment of services performed by healthcare service providers is also an important factor which affects hospital operating margins. These payors have increasingly exerted pressure on healthcare service providers to reduce the cost of care. The most active payors in this regard have been HMOs, PPOs, and other managed care organizations. The characteristics of non-urban markets make them less attractive to these managed care organizations. This is partly because the limited size of non-urban markets and their diverse, non-national employer bases minimize the ability of managed care organizations to achieve economies of scale as compared to economies of scale that can be achieved in many urban markets.

Hospital Industry Trends

Demographic Trends. According to the U.S. Census Bureau, there are presently approximately 38.9 million Americans aged 65 or older in the U.S. who comprise approximately 12.8% of the total U.S. population. By the year

Table of Contents

2030, the number of elderly is expected to climb to 72.1 million, or 19.3% of the total population. Due to the increasing life expectancy of Americans, the number of people aged 85 years and older is also expected to increase from 5.5 million to 8.7 million by the year 2030. This increase in life expectancy will increase demand for healthcare services and, as importantly, the demand for innovative, more sophisticated means of delivering those services. Hospitals, as the largest category of care in the healthcare market, will be among the main beneficiaries of this increase in demand. Based on data compiled for us, the populations of the service areas where our hospitals are located grew by 24.8% from 1990 to 2008 and are expected to grow by 6.1% from 2008 to 2013. The number of people aged 65 or older in these service areas grew by 25.1% from 1990 to 2008 and is expected to grow by 11.3% from 2008 to 2013.

Consolidation. During recent years a significant amount of private equity capital has been invested into the hospital industry. Also, in addition to our own acquisition of Triad in 2007, consolidation activity, primarily through mergers and acquisitions involving both for-profit and not-for-profit hospital systems is continuing. Reasons for this activity included:

- excess capacity of available capital;
- valuation levels;
- financial performance issues, including challenges associated with changes in reimbursement and collectability of self-pay revenue;
- the desire to enhance the local availability of healthcare in the community;
- the need and ability to recruit primary care physicians and specialists;
- the need to achieve general economies of scale and to gain access to standardized and centralized functions, including favorable supply agreements and access to malpractice coverage; and
- regulatory changes.

As a result of the global economic conditions over this past year, we have seen a decline in the trend of consolidation activity, including mergers and acquisitions. We anticipate that future consolidation activity will be highly dependent on the availability of capital from the financial markets, hospital valuation levels, as well as the impact from any healthcare reform.

Selected Operating Data

The following table sets forth operating statistics for our hospitals for each of the years presented, which are included in our continuing operations. Statistics for 2009 include a full year of operations for 119 hospitals and partial periods for two hospitals acquired during the year and one hospital in which we previously had a noncontrolling interest and purchased the remaining interest during the year. Statistics for 2008 include a full year of operations for 117 hospitals and partial periods for two hospitals acquired during the year. Statistics for 2007 include a full year of operations for 70 hospitals and partial periods for 46 hospitals acquired during the year. Statistics for hospitals which have been sold are excluded from all periods presented.

Table of Contents

	Year Ended December 31,		
	2009	2008	2007
	(Dollars in thousands)		
Consolidated Data			
Number of hospitals (at end of period)	122	119	116
Licensed beds (at end of period)(1)	18,140	17,411	17,148
Beds in service (at end of period)(2)	15,897	15,194	14,600
Admissions(3)	692,569	668,526	461,058
Adjusted admissions(4)	1,275,888	1,207,756	846,835
Patient days(5)	2,937,194	2,835,795	1,934,120
Average length of stay (days)(6)	4.2	4.2	4.2
Occupancy rate (beds in service)(7)	51.3%	52.3%	52.1%
Net operating revenues	\$ 12,107,613	\$ 10,919,095	\$ 7,095,861
Net inpatient revenues as a % of total net operating revenues	50.1%	50.2%	49.2%
Net outpatient revenues as a % of total net operating revenues	47.6%	47.5%	48.8%
Net Income attributable to Community Health Systems, Inc.	\$ 243,150	\$ 218,304	\$ 30,289
Net Income attributable to Community Health Systems, Inc. as a % of total net operating revenues	2.0%	2.0%	0.4%
Liquidity Data			
Adjusted EBITDA(8)	\$ 1,671,397	\$ 1,513,329	\$ 810,066
Adjusted EBITDA as a % of total net operating revenues(8)	13.8%	13.9%	11.4%
Net cash flows provided by operating activities	\$ 1,076,429	\$ 1,056,581	\$ 688,438
Net cash flows provided by operating activities as a % of total net operating revenues	8.9%	9.7%	9.7%
Net cash flows used in investing activities	\$ (867,182)	\$ (665,471)	\$ (7,498,858)
Net cash flows provided by (used in) financing activities	\$ (85,361)	\$ (304,029)	\$ 6,903,428

See pages 10 and 11 for footnotes.

Table of Contents

	<u>Year Ended December 31,</u>		<u>(Decrease) Increase</u>
	<u>2009</u>	<u>2008</u>	
	(Dollars in thousands)		
Same-Store Data(9)			
Admissions(3)	658,215	668,526	(1.5)%
Adjusted admissions(4)	1,215,606	1,207,750	0.7%
Patient days(5)	2,768,470	2,835,795	
Average length of stay (days)(6)	4.2	4.2	
Occupancy rate (beds in service)(7)	51.1%	52.3%	
Net operating revenues	\$ 11,556,401	\$ 10,917,362	5.9%
Income from operations	\$ 1,078,969	\$ 969,737	11.3%
Income from operations as a % of net operating revenues	9.3%	8.9%	
Depreciation and amortization	\$ 545,408	\$ 499,386	
Equity in earnings of unconsolidated affiliates	\$ 36,145	\$ 43,777	

- (1) Licensed beds are the number of beds for which the appropriate state agency licenses a facility regardless of whether the beds are actually available for patient use.
- (2) Beds in service are the number of beds that are readily available for patient use.
- (3) Admissions represent the number of patients admitted for inpatient treatment.
- (4) Adjusted admissions is a general measure of combined inpatient and outpatient volume. We computed adjusted admissions by multiplying admissions by gross patient revenues and then dividing that number by gross inpatient revenues.
- (5) Patient days represent the total number of days of care provided to inpatients.
- (6) Average length of stay (days) represents the average number of days inpatients stay in our hospitals.
- (7) We calculated occupancy rate percentages by dividing the average daily number of inpatients by the weighted average of beds in service.
- (8) EBITDA consists of net income attributable to Community Health Systems, Inc. before interest, income taxes, depreciation and amortization. Adjusted EBITDA is EBITDA adjusted to exclude discontinued operations, gain/loss from early extinguishment of debt and net income attributable to noncontrolling interests. We have from time to time sold noncontrolling interests in certain of our subsidiaries or acquired subsidiaries with existing noncontrolling interest ownership positions. We believe that it is useful to present adjusted EBITDA because it excludes the portion of EBITDA attributable to these third party interests and clarifies for investors our portion of EBITDA generated by continuing operations. We use adjusted EBITDA as a measure of liquidity. We have included this measure because we believe it provides investors with additional information about our ability to incur and service debt and make capital expenditures. Adjusted EBITDA is the basis for a key component in the determination of our compliance with some of the covenants under our senior secured credit facility, as well as to determine the interest rate and commitment fee payable under the senior secured credit facility (although adjusted EBITDA does not include all of the adjustments described in the senior secured credit facility).

Adjusted EBITDA is not a measurement of financial performance or liquidity under generally accepted accounting principles. It should not be considered in isolation or as a substitute for net income, operating income, cash flows from operating, investing or financing activities, or any other measure calculated in accordance with generally accepted accounting principles. The items excluded from adjusted EBITDA are significant components in understanding and evaluating financial performance and liquidity. Our calculation of adjusted EBITDA may not be comparable to similarly titled measures reported by other companies.

Table of Contents

The following table reconciles adjusted EBITDA, as defined, to our net cash provided by operating activities as derived directly from our consolidated financial statements for the years ended December 31, 2009, 2008 and 2007 (in thousands):

	Year Ended December 31,		
	2009	2008	2007
Adjusted EBITDA	\$ 1,671,397	\$ 1,513,329	\$ 810,066
Interest expense, net	(648,964)	(652,468)	(362,065)
Provision for income taxes	(141,325)	(125,273)	(39,860)
Deferred income taxes	34,268	159,870	(39,894)
Income (loss) from operations of hospitals sold or held for sale	1,977	9,427	(4,199)
Income tax (expense) benefit on the non-cash impairment and (gain) loss on sale of hospitals	—	(8,107)	4,457
Depreciation and amortization of discontinued operations	332	7,308	19,258
Stock compensation expense	44,501	52,105	38,771
Income tax payable increase (excess tax benefits) relating to stock-based compensation	3,472	(1,278)	(1,216)
Other non-cash (income) expenses, net	22,870	3,577	19,018
Changes in operating assets and liabilities, net of effects of acquisitions and divestitures:			
Patient accounts receivable	58,390	(49,578)	128,743
Supplies, prepaid expenses and other current assets	(34,535)	(34,397)	(31,734)
Accounts payable, accrued liabilities and income taxes	86,098	119,869	122,282
Other	(22,052)	62,197	24,811
Net cash provided by operating activities	<u>\$ 1,076,429</u>	<u>\$ 1,056,581</u>	<u>\$ 688,438</u>

- (9) Includes former Triad hospital's data, as if we owned them as of January 1, 2007 (acquisition date was July 25, 2007) and other acquired hospitals to the extent we operated them during comparable periods in both years. We have restated our 2008 and 2007 financial statements and statistical results to include a hospital and related businesses, which were previously reported as discontinued operations and is now included in continuing operations.

Sources of Revenue

We receive payment for healthcare services provided by our hospitals from:

- the federal Medicare program;
- state Medicaid or similar programs;
- healthcare insurance carriers, health maintenance organizations or "HMOs," preferred provider organizations or "PPOs," and other managed care programs; and
- patients directly.

Table of Contents

The following table presents the approximate percentages of net operating revenue received from Medicare, Medicaid, managed care, self-pay and other sources for the periods indicated. The data for the years presented are not strictly comparable due to the significant effect that hospital acquisitions have had on these statistics.

<u>Net Operating Revenues by Payor Source</u>	<u>2009</u>	<u>2008</u>	<u>2007</u>
Medicare	27.1%	27.5%	29.0%
Medicaid	9.8%	9.1%	10.3%
Managed Care and other third party payors	51.9%	52.7%	50.7%
Self-pay	11.2%	10.7%	10.0%
Total	<u>100.0%</u>	<u>100.0%</u>	<u>100.0%</u>

As shown above, we receive a substantial portion of our revenue from the Medicare and Medicaid programs. Included in Managed Care and other third party payors is net operating revenue from insurance companies from which we have insurance provider contracts, Managed Care Medicare, insurance companies for which we do not have insurance provider contracts, worker's compensation carriers, and non-patient service revenue, such as rental income and cafeteria sales.

Medicare is a federal program that provides medical insurance benefits to persons age 65 and over, some disabled persons, and persons with end-stage renal disease. Medicaid is a federal-state funded program, administered by the states, which provides medical benefits to individuals who are unable to afford healthcare. All of our hospitals are certified as providers of Medicare and Medicaid services. Amounts received under the Medicare and Medicaid programs are generally significantly less than a hospital's customary charges for the services provided. Since a substantial portion of our revenue comes from patients under Medicare and Medicaid programs, our ability to operate our business successfully in the future will depend in large measure on our ability to adapt to changes in these programs.

In addition to government programs, we are paid by private payors, which include insurance companies, HMOs, PPOs, other managed care companies, employers, and by patients directly. Blue Cross payors are included in "Managed Care and other third party payors" line in the above table. Patients are generally not responsible for any difference between customary hospital charges and amounts paid for hospital services by Medicare and Medicaid programs, insurance companies, HMOs, PPOs, and other managed care companies, but are responsible for services not covered by these programs or plans, as well as for deductibles and co-insurance obligations of their coverage. The amount of these deductibles and co-insurance obligations has increased in recent years. Collection of amounts due from individuals is typically more difficult than collection of amounts due from government or business payors. To further reduce their healthcare costs, an increasing number of insurance companies, HMOs, PPOs, and other managed care companies are negotiating discounted fee structures or fixed amounts for hospital services performed, rather than paying healthcare providers the amounts billed. We negotiate discounts with managed care companies, which are typically smaller than discounts under governmental programs. If an increased number of insurance companies, HMOs, PPOs, and other managed care companies succeed in negotiating discounted fee structures or fixed amounts, our results of operations may be negatively affected. For more information on the payment programs on which our revenues depend, see "Payment" on page 17.

As of December 31, 2009, Indiana and Texas represented our only areas of geographic concentration. Net operating revenues as a percentage of consolidated net operating revenues generated in Indiana were 10.9% in 2009, 10.9% in 2008 and 7.8% in 2007. Net operating revenues as a percentage of consolidated net operating revenues generated in Texas were 13.2% in 2009, 13.3% in 2008 and 12.5% in 2007. As a result of our growth and expansion of services in other states, Pennsylvania no longer represents an area of geographic concentration, as it did at December 31, 2007.

Hospital revenues depend upon inpatient occupancy levels, the volume of outpatient procedures, and the charges or negotiated payment rates for hospital services provided. Charges and payment rates for routine inpatient services vary significantly depending on the type of service performed and the geographic location of the hospital. In recent years, we have experienced a significant increase in revenue received from outpatient services. We attribute this increase to:

- advances in technology, which have permitted us to provide more services on an outpatient basis; and

Table of Contents

- pressure from Medicare or Medicaid programs, insurance companies, and managed care plans to reduce hospital stays and to reduce costs by having services provided on an outpatient rather than on an inpatient basis.

Government Regulation

Overview. The healthcare industry is required to comply with extensive government regulation at the federal, state, and local levels. Under these regulations, hospitals must meet requirements to be certified as hospitals and qualified to participate in government programs, including the Medicare and Medicaid programs. These requirements relate to the adequacy of medical care, equipment, personnel, operating policies and procedures, maintenance of adequate records, hospital use, rate-setting, compliance with building codes, and environmental protection laws. There are also extensive regulations governing a hospital's participation in these government programs. If we fail to comply with applicable laws and regulations, we can be subject to criminal penalties and civil sanctions, our hospitals can lose their licenses and we could lose our ability to participate in these government programs. In addition, government regulations may change. If that happens, we may have to make changes in our facilities, equipment, personnel, and services so that our hospitals remain certified as hospitals and qualified to participate in these programs. We believe that our hospitals are in substantial compliance with current federal, state, and local regulations and standards.

Hospitals are subject to periodic inspection by federal, state, and local authorities to determine their compliance with applicable regulations and requirements necessary for licensing and certification. All of our hospitals are licensed under appropriate state laws and are qualified to participate in Medicare and Medicaid programs. In addition, most of our hospitals are accredited by the Joint Commission on Accreditation of Healthcare Organizations. This accreditation indicates that a hospital satisfies the applicable health and administrative standards to participate in Medicare and Medicaid programs.

Healthcare Reform. In recent years, Congress and some state legislatures have introduced an increasing number of proposals to make major changes in the healthcare system, including an increased emphasis on the linkage between quality of care criteria and payment levels such as the submission of patient quality data to the Secretary of Health and Human Services. In addition, CMS conducts ongoing reviews of certain state reimbursement programs.

The "American Recovery and Reinvestment Act of 2009" has been signed into law providing for a temporary increase in the federal matching assistance percentage (FMAP), a temporary increase in federal Medicaid Disproportionate Share Hospital, or DSH, allotments, subsidization of health insurance premiums (COBRA) for up to nine months, and grants and loans for infrastructure and incentive payments for providers who adopt and use health information technology. The 2010 Department of Defense Appropriations Bill signed into law expands the subsidization of health insurance premiums (COBRA) to 15 months and extends the eligibility period for individuals losing their jobs through February 28, 2010. Additionally, the Obama administration has stated as a top priority its desire to reform the U.S. healthcare system with the goal of reducing the costs of healthcare and reducing the current number of uninsured and underinsured Americans. Several proposals have been considered, including cost controls on hospitals and insurance industry reforms. Currently, separate bills have been passed in both the U.S. House of Representatives and the U.S. Senate and debate in Congress is continuing in an attempt to draft a final piece of legislation. The costs of implementing the "American Recovery and Reinvestment Act of 2009" and these other proposals being considered could be financed, in part, by reductions in payments to healthcare providers under Medicare, Medicaid, and other government programs. In addition, federal funding for existing programs may not be approved in the future.

The current administration and Congress have now debated healthcare reform for over one year and, at this time, we cannot predict the outcome of this debate. A reduction in uninsured patients may reduce our expense from uncollectible accounts receivable; however, legislative proposals to achieve this reduction in uninsured patients may result in lower reimbursement from other payor sources and/or a migration of patients from private payor sources to lower paying government payor sources. Furthermore, we cannot predict the course of any other future legislation, changes the current administration may seek to implement regarding healthcare or interpretations by the current administration of existing governmental healthcare programs and the related effect that any legislative or interpretive change may have on us.

Fraud and Abuse Laws. Participation in the Medicare program is heavily regulated by federal statute and regulation. If a hospital fails substantially to comply with the requirements for participating in the Medicare program, the hospital's participation in the Medicare program may be terminated and/or civil or criminal penalties

Table of Contents

may be imposed. For example, a hospital may lose its ability to participate in the Medicare program if it performs any of the following acts:

- making claims to Medicare for services not provided or misrepresenting actual services provided in order to obtain higher payments;
- paying money to induce the referral of patients where services are reimbursable under a federal health program; or
- paying money to limit or reduce the services provided to Medicare beneficiaries.

The Health Insurance Portability and Accountability Act of 1996, or HIPAA, broadened the scope of the fraud and abuse laws. Under HIPAA, any person or entity that knowingly and willfully defrauds or attempts to defraud a healthcare benefit program, including private healthcare plans, may be subject to fines, imprisonment or both. Additionally, any person or entity that knowingly and willfully falsifies or conceals a material fact or makes any material false or fraudulent statements in connection with the delivery or payment of healthcare services by a healthcare benefit plan is subject to a fine, imprisonment or both.

Another law regulating the healthcare industry is a section of the Social Security Act, known as the "anti-kickback" statute. This law prohibits some business practices and relationships under Medicare, Medicaid, and other federal healthcare programs. These practices include the payment, receipt, offer, or solicitation of remuneration of any kind in exchange for items or services that are reimbursed under most federal or state healthcare program. Violations of the anti-kickback statute may be punished by criminal and civil fines, exclusion from federal healthcare programs, and damages up to three times the total dollar amount involved.

The Office of Inspector General of the Department of Health and Human Services, or OIG, is responsible for identifying and investigating fraud and abuse activities in federal healthcare programs. As part of its duties, the OIG provides guidance to healthcare providers by identifying types of activities that could violate the anti-kickback statute. The OIG also publishes regulations outlining activities and business relationships that would be deemed not to violate the anti-kickback statute. These regulations are known as "safe harbor" regulations. However, the failure of a particular activity to comply with the safe harbor regulations does not necessarily mean that the activity violates the anti-kickback statute.

The OIG has identified the following incentive arrangements as potential violations of the anti-kickback statute:

- payment of any incentive by the hospital when a physician refers a patient to the hospital;
- use of free or significantly discounted office space or equipment for physicians in facilities usually located close to the hospital;
- provision of free or significantly discounted billing, nursing, or other staff services;
- free training for a physician's office staff, including management and laboratory techniques (but excluding compliance training);
- guarantees which provide that if the physician's income fails to reach a predetermined level, the hospital will pay any portion of the remainder;
- low-interest or interest-free loans, or loans which may be forgiven if a physician refers patients to the hospital;
- payment of the costs of a physician's travel and expenses for conferences;
- payment of services which require few, if any, substantive duties by the physician, or payment for services in excess of the fair market value of the services rendered; or
- purchasing goods or services from physicians at prices in excess of their fair market value.

Table of Contents

We have a variety of financial relationships with physicians who refer patients to our hospitals. Physicians own interests in a number of our facilities. Physicians may also own our stock. We also have contracts with physicians providing for a variety of financial arrangements, including employment contracts, leases, management agreements, and professional service agreements. We provide financial incentives to recruit physicians to relocate to communities served by our hospitals. These incentives include relocation, reimbursement for certain direct expenses, income guarantees and, in some cases, loans. Although we believe that we have structured our arrangements with physicians in light of the "safe harbor" rules, we cannot assure you that regulatory authorities will not determine otherwise. If that happens, we could be subject to criminal and civil penalties and/or exclusion from participating in Medicare, Medicaid, or other government healthcare programs.

The Social Security Act also includes a provision commonly known as the "Stark law." This law prohibits physicians from referring Medicare patients to healthcare entities in which they or any of their immediate family members have ownership interests or other financial arrangements. These types of referrals are commonly known as "self referrals." Sanctions for violating the Stark law include denial of payment, civil money penalties, assessments equal to twice the dollar value of each service, and exclusion from government payor programs. There are ownership and compensation arrangement exceptions to the self-referral prohibition. One exception allows a physician to make a referral to a hospital if the physician owns an interest in the entire hospital, as opposed to an ownership interest in a department of the hospital. Another exception allows a physician to refer patients to a healthcare entity in which the physician has an ownership interest if the entity is located in a rural area, as defined in the statute. There are also exceptions for many of the customary financial arrangements between physicians and providers, including employment contracts, leases, and recruitment agreements. From time to time, the federal government has issued regulations which interpret the provisions included in the Stark law. We strive to comply with the Stark law and regulations; however, the government may interpret the law and regulations differently. If we are found to have violated the Stark law or regulations, we could be subject to significant sanctions, including damages, penalties, and exclusion from federal healthcare programs.

Many states in which we operate also have adopted similar laws relating to financial relationships with physicians. Some of these state laws apply even if the payment for care does not come from the government. These statutes typically provide criminal and civil penalties as well as loss of licensure. While there is little precedent for the interpretation or enforcement of these state laws, we have attempted to structure our financial relationships with physicians and others in light of these laws. However, if we are found to have violated these state laws, it could result in the imposition of criminal and civil penalties as well as possible licensure revocation.

False Claims Act. Another trend in healthcare litigation is the increased use of the False Claims Act, or FCA. This law makes providers liable for, among other things, the knowing submission of a false claim for reimbursement by the federal government. The FCA has been used not only by the U.S. government, but also by individuals who bring an action on behalf of the government under the law's "qui tam" or "whistleblower" provisions and share in any recovery. When a private party brings a qui tam action under the FCA, it files the complaint with the court under seal, and the defendant will generally not be aware of the lawsuit until the government makes a determination whether it will intervene and take a lead in the litigation.

Civil liability under the FCA can be up to three times the actual damages sustained by the government plus civil penalties of up to \$11,000 for each separate false claim submitted to the government. There are many potential bases for liability under the FCA. Although liability under the FCA arises when an entity knowingly submits a false claim for reimbursement, the FCA defines the term "knowingly" to include reckless disregard of the truth or falsity of the claim being submitted.

A number of states in which we operate have enacted state false claims legislation. These state false claims laws are generally modeled on the federal FCA, with similar damages, penalties, and qui tam enforcement provisions. An increasing number of healthcare false claims cases seek recoveries under both federal and state law.

Provisions in the Deficit Reduction Act of 2005, or DRA, that went into effect on January 1, 2007 give states significant financial incentives to enact false claims laws modeled on the federal FCA. Additionally, the DRA requires every entity that receives annual payments of at least \$5 million from a state Medicaid plan to establish written policies for its employees that provide detailed information about federal and state false claims statutes and the whistleblower protections that exist under those laws. Both provisions of the DRA are expected to result in

Table of Contents

increased false claims litigation against health care providers. We have substantially complied with the written policy requirements.

Corporate Practice of Medicine; Fee-Splitting. Some states have laws that prohibit unlicensed persons or business entities, including corporations, from employing physicians. Some states also have adopted laws that prohibit direct or indirect payments or fee-splitting arrangements between physicians and unlicensed persons or business entities. Possible sanctions for violations of these restrictions include loss of a physician's license, civil and criminal penalties and rescission of business arrangements. These laws vary from state to state, are often vague and have seldom been interpreted by the courts or regulatory agencies. We structure our arrangements with healthcare providers to comply with the relevant state law. However, we cannot assure you that governmental officials responsible for enforcing these laws will not assert that we, or transactions in which we are involved, are in violation of these laws. These laws may also be interpreted by the courts in a manner inconsistent with our interpretations.

Emergency Medical Treatment and Active Labor Act. The Emergency Medical Treatment and Active Labor Act imposes requirements as to the care that must be provided to anyone who comes to facilities providing emergency medical services seeking care before they may be transferred to another facility or otherwise denied care. Sanctions for failing to fulfill these requirements include exclusion from participation in Medicare and Medicaid programs and civil money penalties. In addition, the law creates private civil remedies which enable an individual who suffers personal harm as a direct result of a violation of the law to sue the offending hospital for damages and equitable relief. A medical facility that suffers a financial loss as a direct result of another participating hospital's violation of the law also has a similar right. Although we believe that our practices are in compliance with the law, we can give no assurance that governmental officials responsible for enforcing the law or others will not assert we are in violation of these laws.

Conversion Legislation. Many states, including some where we have hospitals and others where we may in the future acquire hospitals, have adopted legislation regarding the sale or other disposition of hospitals operated by not-for-profit entities. In other states that do not have specific legislation, the attorneys general have demonstrated an interest in these transactions under their general obligations to protect charitable assets from waste. These legislative and administrative efforts primarily focus on the appropriate valuation of the assets divested and the use of the proceeds of the sale by the not-for-profit seller. While these reviews and, in some instances, approval processes can add additional time to the closing of a hospital acquisition, we have not had any significant difficulties or delays in completing the process. There can be no assurance, however, that future actions on the state level will not seriously delay or even prevent our ability to acquire hospitals. If these activities are widespread, they could limit our ability to acquire additional hospitals.

Certificates of Need. The construction of new facilities, the acquisition of existing facilities and the addition of new services at our facilities may be subject to state laws that require prior approval by state regulatory agencies. These CON laws generally require that a state agency determine the public need and give approval prior to the construction or acquisition of facilities or the addition of new services. As of December 31, 2009, we operated 54 hospitals in 16 states that have adopted CON laws for acute care facilities. If we fail to obtain necessary state approval, we will not be able to expand our facilities, complete acquisitions or add new services in these states. Violation of these state laws may result in the imposition of civil sanctions or the revocation of a hospital's licenses.

Privacy and Security Requirements of HIPAA. The Administrative Simplification Provisions of HIPAA require the use of uniform electronic data transmission standards for healthcare claims and payment transactions submitted or received electronically. These provisions are intended to encourage electronic commerce in the healthcare industry. We believe we are in compliance with these regulations.

The Administrative Simplification Provisions also require CMS to adopt standards to protect the security and privacy of health-related information. The privacy regulations extensively regulate the use and disclosure of individually identifiable health-related information. If we violate these regulations, we could be subject to monetary fines and penalties, criminal sanctions and civil causes of action. We have implemented and operate continuing employee education programs to reinforce operational compliance with policy and procedures which adhere to privacy regulations. The HIPAA security standards and privacy regulations serve similar purposes and overlap to a certain extent, but the security regulations relate more specifically to protecting the integrity, confidentiality and

Table of Contents

availability of electronic protected health information while it is in our custody or being transmitted to others. We believe we have established proper controls to safeguard access to protected health information.

Payment

Medicare. Under the Medicare program, we are paid for inpatient and outpatient services performed by our hospitals.

Payments for inpatient acute services are generally made pursuant to a prospective payment system, commonly known as "PPS." Under PPS, our hospitals are paid a predetermined amount for each hospital discharge based on the patient's diagnosis. Specifically, each discharge is assigned to a diagnosis-related group, commonly known as a "DRG," based upon the patient's condition and treatment during the relevant inpatient stay. For the federal fiscal year 2008 (i.e., the federal fiscal year beginning October 1, 2007), each DRG was assigned a payment rate using 67% of the national average cost per case and 33% of the national average charge per case and 50% of the change to severity adjusted DRG weights. Severity adjusted DRG's more accurately reflect the costs a hospital incurs for caring for a patient and accounts more fully for the severity of each patient's condition. Commencing with the federal fiscal year 2009 (i.e., the federal fiscal year beginning October 1, 2008), each DRG is assigned a payment rate using 100% of the national average cost per case and 100% of the severity adjusted DRG weights. DRG payments are based on national averages and not on charges or costs specific to a hospital. However, DRG payments are adjusted by a predetermined geographic adjustment factor assigned to the geographic area in which the hospital is located. While a hospital generally does not receive payment in addition to a DRG payment, hospitals may qualify for an "outlier" payment when the relevant patient's treatment costs are extraordinarily high and exceed a specified regulatory threshold.

The DRG rates are adjusted by an update factor on October 1 of each year, the beginning of the federal fiscal year. The index used to adjust the DRG rates, known as the "market basket index," gives consideration to the inflation experienced by hospitals in purchasing goods and services. DRG payment rates were increased by the full "market basket index," for the federal fiscal years 2007, 2008, 2009 and 2010 or 3.4%, 3.3%, 3.6% and 2.1%, respectively. The Deficit Reduction Act of 2005 imposes a two percentage point reduction to the market basket index beginning October 1, 2007, and each year thereafter, if patient quality data is not submitted. We are complying with this data submission requirement. Future legislation may decrease the rate of increase for DRG payments, but we are not able to predict the amount of any reduction or the effect that any reduction will have on us.

In addition, hospitals may qualify for Medicare disproportionate share payments when their percentage of low income patients exceeds specified regulatory thresholds. A majority of our hospitals qualify to receive Medicare disproportionate share payments. For the majority of our hospitals that qualify to receive Medicare disproportionate share payments, these payments were increased by the Medicare Prescription Drug, Improvement and Modernization Act of 2003 effective April 1, 2004. These Medicare disproportionate share payments as a percentage of net operating revenues were 1.6%, 1.8% and 1.8% for the years ended December 31, 2009, 2008 and 2007, respectively.

Beginning August 1, 2000, we began receiving Medicare reimbursement for outpatient services through a PPS. Under the Balanced Budget Refinement Act of 1999, non-urban hospitals with 100 beds or less were held harmless through December 31, 2004 under this Medicare outpatient PPS. The Medicare Prescription Drug, Improvement and Modernization Act of 2003 extended the hold harmless provision for non-urban hospitals with 100 beds or less and for non-urban sole community hospitals with more than 100 beds through December 31, 2005. The Deficit Reduction Act of 2005 extended the hold harmless provision for non-urban hospitals with 100 beds or less that are not sole community hospitals through December 31, 2008; however, that Act reduced the amount these hospitals would receive in hold harmless payment by 10% in 2007 and 15% in 2008. Of our 119 hospitals in continuing operations at December 31, 2008, 31 qualified for this relief. The Medicare Improvements for Patients and Providers Act extends the hold harmless provision for non-urban hospitals with 100 beds or less, including non-urban sole community hospitals, through December 31, 2009, at 85% of the hold harmless amount. Of our 122 hospitals at December 31, 2009, 44 qualified for this relief. The outpatient conversion factor was increased 3.4% effective January 1, 2007; however, coupled with adjustments to other variables with the outpatient PPS, an approximate 2.5% to 2.9% net increase in outpatient payments occurred. The outpatient conversion factor was increased 3.3% effective January 1, 2008; however, coupled with adjustments to other variables with the outpatient PPS, an

Table of Contents

approximate 3.0% to 3.4% net increase in outpatient payments occurred. The outpatient conversion factor was increased 3.6% effective January 1, 2009; however, coupled with adjustments to other variables with outpatient PPS, an approximate 3.5% to 3.9% net increase in outpatient payments is expected to occur. The outpatient conversion factor was increased 2.1% effective January 1, 2010; however, coupled with adjustments to other variables with outpatient PPS, an approximate 1.8% to 2.2% net increase in outpatient payments is expected to occur. The Medicare Improvements and Extension Act of the Tax Relief and Health Care Act of 2006 imposes a two percentage point reduction to the market basket index beginning January 1, 2009, and each year thereafter, if patient quality data is not submitted. We are complying with this data submission requirement.

Skilled nursing facilities and swing bed facilities were historically paid by Medicare on the basis of actual costs, subject to limitations. The Balanced Budget Act of 1997 established a PPS for Medicare skilled nursing facilities and mandated that swing bed facilities must be incorporated into the skilled nursing facility PPS. Skilled nursing facility PPS rates were increased by the full SNF market basket index of 3.1%, 3.3% and 3.4% for the federal fiscal years 2007, 2008 and 2009, respectively. For the federal fiscal year 2010 (i.e., the federal fiscal year beginning October 1, 2009), the skilled nursing PPS rates were increased by 2.2%; however, coupled with adjustments to other variables, within the skilled nursing PPS, an approximate 1.1% net decrease in skilled nursing payments is expected to occur.

The Department of Health and Human Services established a PPS for home health services (i.e. home care) effective October 1, 2000. The home health agency PPS per episodic payment rate increased by 3.3% on January 1, 2007. The home health agency PPS per episodic payment rate increased by 3% on January 1, 2008; however, coupled with adjustments to other variables with home health agency PPS, an approximate 1.5% to 1.9% net increase in home health agency payments occurred. The home health agency PPS per episodic payment rate increased by 2.9% on January 1, 2009; however, coupled with adjustments to other variables with home health agency PPS, an approximate 0.2% net increase in home health agency payments is expected to occur. The home health agency PPS per episodic payment rate increased by 2.0% on January 1, 2010; however, coupled with adjustments to other variables with home health agency PPS, an approximate 2.3% net increase in home health agency payments is expected to occur. The Deficit Reduction Act of 2005 imposes a two percentage point reduction to the market basket index beginning January 1, 2007, and each year thereafter, if patient quality data is not submitted. We are complying with this data submission requirement.

Medicaid. Most state Medicaid payments are made under a PPS or under programs which negotiate payment levels with individual hospitals. Medicaid is currently funded jointly by state and federal government. The federal government and many states are currently considering significantly reducing Medicaid funding, while at the same time expanding Medicaid benefits. We can provide no assurance that reductions to Medicaid fundings will not have a material adverse effect on our consolidated results of operations.

Annual Cost Reports. Hospitals participating in the Medicare and some Medicaid programs, whether paid on a reasonable cost basis or under a PPS, are required to meet specified financial reporting requirements. Federal and, where applicable, state regulations require submission of annual cost reports identifying medical costs and expenses associated with the services provided by each hospital to Medicare beneficiaries and Medicaid recipients.

Annual cost reports required under the Medicare and some Medicaid programs are subject to routine governmental audits. These audits may result in adjustments to the amounts ultimately determined to be due to us under these reimbursement programs. Finalization of these audits often takes several years. Providers can appeal any final determination made in connection with an audit. DRG outlier payments have been and continue to be the subject of CMS audit and adjustment. The HHS OIG is also actively engaged in audits and investigations into alleged abuses of the DRG outlier payment system.

Commercial Insurance. Our hospitals provide services to individuals covered by private healthcare insurance. Private insurance carriers pay our hospitals or in some cases reimburse their policyholders based upon the hospital's established charges and the coverage provided in the insurance policy. Commercial insurers are trying to limit the costs of hospital services by negotiating discounts, including PPS, which would reduce payments by commercial insurers to our hospitals. Reductions in payments for services provided by our hospitals to individuals covered by commercial insurers could adversely affect us.

Table of Contents

Supply Contracts

In March 2005, we began purchasing items, primarily medical supplies, medical equipment and pharmaceuticals, under an agreement with HealthTrust, a GPO in which we are a noncontrolling partner. Triad was also a noncontrolling partner in HealthTrust and we acquired their ownership interest and contractual rights in the acquisition. As of December 31, 2009, we have an 18% ownership interest in HealthTrust. By participating in this organization we are able to procure items at competitively priced rates for our hospitals. There can be no assurance that our arrangement with HealthTrust will continue to provide the discounts we expect to achieve.

Competition

The hospital industry is highly competitive. An important part of our business strategy is to continue to acquire hospitals in non-urban markets and select urban markets. However, other for-profit hospital companies and not-for-profit hospital systems generally attempt to acquire the same type of hospitals as we do. In addition, some hospitals are sold through an auction process, which may result in higher purchase prices than we believe are reasonable.

In addition to the competition we face for acquisitions, we must also compete with other hospitals and healthcare providers for patients. The competition among hospitals and other healthcare providers for patients has intensified in recent years. Our hospitals are located in non-urban and selected urban service areas. Those hospitals in non-urban service areas face no direct competition because there are no other hospitals in their primary service areas. However, these hospitals do face competition from hospitals outside of their primary service area, including hospitals in urban areas that provide more complex services. Patients in those service areas may travel to these other hospitals for a variety of reasons, including the need for services we do not offer or physician referrals. Patients who are required to seek services from these other hospitals may subsequently shift their preferences to those hospitals for services we do provide. Those hospitals in selected urban service areas may face competition from hospitals that are more established than our hospitals. Certain of these competing facilities offer services, including extensive medical research and medical education programs, which are not offered by our facilities. In addition, in certain markets where we operate, there are large teaching hospitals that provide highly specialized facilities, equipment and services that may not be available at our hospitals.

Some of our hospitals operate in primary service areas where they compete with another hospital. Some of these competing hospitals use equipment and services more specialized than those available at our hospitals and some of the hospitals that compete with us are owned by tax-supported governmental agencies or not-for-profit entities supported by endowments and charitable contributions. These hospitals can make capital expenditures without paying sales, property and income taxes. We also face competition from other specialized care providers, including outpatient surgery, orthopedic, oncology, and diagnostic centers.

The number and quality of the physicians on a hospital's staff is an important factor in a hospital's competitive advantage. Physicians decide whether a patient is admitted to the hospital and the procedures to be performed. Admitting physicians may be on the medical staffs of other hospitals in addition to those of our hospitals. We attempt to attract our physicians' patients to our hospitals by offering quality services and facilities, convenient locations, and state-of-the-art equipment.

Compliance Program

We take an operations team approach to compliance and utilize corporate experts for program design efforts and facility leaders for employee-level implementation. Compliance is another area that demonstrates our utilization of standardization and centralization techniques and initiatives which yield efficiencies and consistency throughout our facilities. We recognize that our compliance with applicable laws and regulations depends on individual employee actions as well as company operations. Our approach focuses on integrating compliance responsibilities with operational functions. This approach is intended to reinforce our company-wide commitment to operate strictly in accordance with the laws and regulations that govern our business.

Table of Contents

Our company-wide compliance program has been in place since 1997. Currently, the program's elements include leadership, management and oversight at the highest levels, a Code of Conduct, risk area specific policies and procedures, employee education and training, an internal system for reporting concerns, auditing and monitoring programs, and a means for enforcing the program's policies.

Since its initial adoption, the compliance program continues to be expanded and developed to meet the industry's expectations and our needs. Specific written policies, procedures, training and educational materials and programs, as well as auditing and monitoring activities have been prepared and implemented to address the functional and operational aspects of our business. Included within these functional areas are materials and activities for business sub-units, including laboratory, radiology, pharmacy, emergency, surgery, observation, home care, skilled nursing, and clinics. Specific areas identified through regulatory interpretation and enforcement activities have also been addressed in our program. Claims preparation and submission, including coding, billing, and cost reports, comprise the bulk of these areas. Financial arrangements with physicians and other referral sources, including compliance with anti-kickback and Stark laws, emergency department treatment and transfer requirements, and other patient disposition issues are also the focus of policy and training, standardized documentation requirements, and review and audit. Another focus of the program is the interpretation and implementation of the HIPAA standards for privacy and security.

We have a Code of Conduct which applies to all directors, officers, employees and consultants, and a confidential disclosure program to enhance the statement of ethical responsibility expected of our employees and business associates who work in the accounting, financial reporting, and asset management areas of our Company. Our Code of Conduct is posted on our website at www.chs.net/company_overview/code_conduct.html.

Employees

At December 31, 2009, we employed approximately 58,555 full-time employees and 20,659 part-time employees. In addition, we employed approximately 3,465 union members. We currently believe that our labor relations are good.

Professional Liability Claims

As part of our business of owning and operating hospitals, we are subject to legal actions alleging liability on our part. To cover claims arising out of the operations of hospitals, we maintain professional malpractice liability insurance and general liability insurance on a claims made basis in excess of those amounts for which we are self-insured, in amounts we believe to be sufficient for our operations. We also maintain umbrella liability coverage for claims which, due to their nature or amount, are not covered by our other insurance policies. However, our insurance coverage does not cover all claims against us or may not continue to be available at a reasonable cost for us to maintain adequate levels of insurance. For a further discussion of our insurance coverage, see our discussion of professional liability claims in "Management's Discussion and Analysis of Financial Condition and Results of Operations" in Item 7 of this Report.

Environmental Matters

We are subject to various federal, state, and local laws and regulations governing the use, discharge, and disposal of hazardous materials, including medical waste products. Compliance with these laws and regulations is not expected to have a material adverse effect on us. It is possible, however, that environmental issues may arise in the future which we cannot now predict.

We are insured for damages of personal property or environmental injury arising out of environmental impairment for both above ground and underground storage tank issues under one insurance policy for all of our hospitals. Our policy coverage is \$5 million per occurrence with a \$50,000 deductible and a \$20 million annual aggregate. This policy also provides pollution legal liability coverage.

Table of Contents

Item 1A. Risk Factors

The following risk factors could materially and adversely affect our future operating results and could cause actual results to differ materially from those predicted in the forward-looking statements we make about our business.

Our level of indebtedness could adversely affect our ability to raise additional capital to fund our operations, limit our ability to react to changes in the economy or our industry and prevent us from meeting our obligations under the agreements relating to our indebtedness.

We are significantly leveraged. The chart below shows our level of indebtedness and other information as of December 31, 2009. In connection with the consummation of our acquisition of Triad in July 2007, approximately \$7.2 billion of senior secured financing under a new credit facility, or "Credit Facility," was obtained by our wholly-owned subsidiary, CHS/Community Health Systems, Inc., or CHS. CHS also issued 8.875% senior notes, or the "Notes," having an aggregate principal amount of approximately \$3.0 billion. Both the indebtedness under the Credit Facility and the Notes are senior obligations of CHS and are guaranteed on a senior basis by us and by certain of our domestic subsidiaries. We used the net proceeds from the Notes offering and the net proceeds of the approximately \$6.1 billion term loans under the Credit Facility to pay the consideration under the merger agreement with Triad, to refinance certain of our existing indebtedness and the indebtedness of Triad, to complete certain related transactions, to pay certain costs and expenses of the transactions and for general corporate uses. As of December 31, 2009, a \$750 million revolving credit facility was available to us for working capital and general corporate purposes under the Credit Facility, with \$90.0 million of the revolving credit facility being set aside for outstanding letters of credit. With the exception of some small principal payments of our term loans under our Credit Facility, representing less than 1% of the outstanding balance each year through 2013, the term loans under our Credit Facility mature in 2014 and our Notes are not due until 2015.

	As of December 31, 2009 (\$ in millions)
Senior secured credit facility	
Term loans	\$ 6,043.8
Notes	2,784.3
Other	83.0
Total debt	<u>\$ 8,911.1</u>
Community Health Systems, Inc. stockholders' equity	<u>\$ 1,950.6</u>

The following table shows the ratio of earnings to fixed charges for the periods indicated:

	Year Ended December 31,				
	2005	2006	2007	2008	2009
Ratio of earnings to fixed charges(1)	3.79 x	3.37 x	1.22 x	1.47 x	1.59 x

(1) There are no shares of preferred stock outstanding.

As of December 31, 2009, our approximately \$5.4 billion notional amount of interest rate swap agreements represented approximately 89% of our variable rate debt. On a prospective basis, a 1% change in interest rates on the remaining unhedged variable rate debt existing as of December 31, 2009, would result in interest expense fluctuating approximately \$6.9 million per year.

Table of Contents

The Credit Facility and/or the Notes contain various covenants that limit our ability to take certain actions, including our ability to:

- incur, assume or guarantee additional indebtedness;
- issue redeemable stock and preferred stock;
- repurchase capital stock;
- make restricted payments, including paying dividends and making investments;
- redeem debt that is junior in right of payment to the notes;
- create liens;
- sell or otherwise dispose of assets, including capital stock of subsidiaries;
- enter into agreements that restrict dividends from subsidiaries;
- merge, consolidate, sell or otherwise dispose of substantial portions of our assets;
- enter into transactions with affiliates; and
- guarantee certain obligations.

In addition, our Credit Facility contains restrictive covenants and requires us to maintain specified financial ratios and satisfy other financial condition tests. Our ability to meet these restricted covenants and financial ratios and tests can be affected by events beyond our control, and we cannot assure you that we will meet those tests.

The counterparty to the interest rate swap agreements exposes us to credit risk in the event of non-performance. However, at December 31, 2009, we do not anticipate non-performance by the counterparty due to the net settlement feature of the agreements and our liability position with respect to the majority of our counterparties.

A breach of any of these covenants could result in a default under our Credit Facility and/or the Notes. Upon the occurrence of an event of default under our Credit Facility or the Notes, all amounts outstanding under our Credit Facility and the Notes may become due and payable and all commitments under the Credit Facility to extend further credit may be terminated.

Our leverage could have important consequences for you, including the following:

- it may limit our ability to obtain additional debt or equity financing for working capital, capital expenditures, debt service requirements, acquisitions and general corporate or other purposes;
- a substantial portion of our cash flows from operations will be dedicated to the payment of principal and interest on our indebtedness and will not be available for other purposes, including our operations, capital expenditures, and future business opportunities;
- the debt service requirements of our indebtedness could make it more difficult for us to satisfy our financial obligations;
- some of our borrowings, including borrowings under our Credit Facility, are at variable rates of interest, exposing us to the risk of increased interest rates;
- it may limit our ability to adjust to changing market conditions and place us at a competitive disadvantage compared to our competitors that have less debt; and

Table of Contents

- we may be vulnerable in a downturn in general economic conditions or in our business, or we may be unable to carry out capital spending that is important to our growth.

Despite current indebtedness levels, we may still be able to incur substantially more debt. This could further exacerbate the risks described above.

We may be able to incur substantial additional indebtedness in the future. The terms of the indenture governing the Notes do not fully prohibit us from doing so. For example, under the indenture for the Notes, we may incur up to approximately \$7.8 billion pursuant to a credit facility or a qualified receivables transaction, less certain amounts repaid with the proceeds of asset dispositions. Our Credit Facility provides for commitments of up to approximately \$7.1 billion in the aggregate. Our Credit Facility also gives us the ability to provide for one or more additional tranches of term loans in aggregate principal amount of up to \$600 million without the consent of the existing lenders if specified criteria are satisfied. If new debt is added to our current debt levels, the related risks that we now face could intensify.

If competition decreases our ability to acquire additional hospitals on favorable terms, we may be unable to execute our acquisition strategy.

An important part of our business strategy is to acquire two to four hospitals each year. However, not-for-profit hospital systems and other for-profit hospital companies generally attempt to acquire the same type of hospitals as we do. Some of these other purchasers have greater financial resources than we do. Our principal competitors for acquisitions have included Health Management Associates, Inc. and LifePoint Hospitals, Inc. On some occasions, we also compete with HCA Inc., or HCA, and Universal Health Services, Inc. In addition, some hospitals are sold through an auction process, which may result in higher purchase prices than we believe are reasonable. Therefore, we may not be able to acquire additional hospitals on terms favorable to us.

If we fail to improve the operations of acquired hospitals, we may be unable to achieve our growth strategy.

Many of the hospitals we have acquired, had, or future acquisitions may have, significantly lower operating margins than we do and/or operating losses prior to the time we acquired or will acquire them. In the past, we have occasionally experienced temporary delays in improving the operating margins or effectively integrating the operations of these acquired hospitals. In the future, if we are unable to improve the operating margins of acquired hospitals, operate them profitably, or effectively integrate their operations, we may be unable to achieve our growth strategy.

If we acquire hospitals with unknown or contingent liabilities, we could become liable for material obligations.

Hospitals that we acquire may have unknown or contingent liabilities, including liabilities for failure to comply with healthcare laws and regulations. Although we generally seek indemnification from prospective sellers covering these matters, we may nevertheless have material liabilities for past activities of acquired hospitals.

State efforts to regulate the construction, acquisition or expansion of hospitals could prevent us from acquiring additional hospitals, renovating our facilities or expanding the breadth of services we offer.

Some states require prior approval for the construction or acquisition of healthcare facilities and for the expansion of healthcare facilities and services. In giving approval, these states consider the need for additional or expanded healthcare facilities or services. In some states in which we operate, we are required to obtain CONs, for capital expenditures exceeding a prescribed amount, changes in bed capacity or services, and some other matters. Other states may adopt similar legislation. We may not be able to obtain the required CONs or other prior approvals for additional or expanded facilities in the future. In addition, at the time we acquire a hospital, we may agree to replace or expand the facility we are acquiring. If we are not able to obtain required prior approvals, we would not be able to acquire additional hospitals and expand the breadth of services we offer.

Table of Contents

State efforts to regulate the sale of hospitals operated by not-for-profit entities could prevent us from acquiring additional hospitals and executing our business strategy.

Many states, including some where we have hospitals and others where we may in the future acquire hospitals, have adopted legislation regarding the sale or other disposition of hospitals operated by not-for-profit entities. In other states that do not have specific legislation, the attorneys general have demonstrated an interest in these transactions under their general obligations to protect the use of charitable assets. These legislative and administrative efforts focus primarily on the appropriate valuation of the assets divested and the use of the proceeds of the sale by the non-profit seller. While these review and, in some instances, approval processes can add additional time to the closing of a hospital acquisition, we have not had any significant difficulties or delays in completing acquisitions. However, future actions on the state level could seriously delay or even prevent our ability to acquire hospitals.

If we are unable to effectively compete for patients, local residents could use other hospitals.

The hospital industry is highly competitive. In addition to the competition we face for acquisitions and physicians, we must also compete with other hospitals and healthcare providers for patients. The competition among hospitals and other healthcare providers for patients has intensified in recent years. Our hospitals are located in non-urban service areas. In approximately 65% of our markets, we are the sole provider of general healthcare services. In most of our other markets, the primary competitor is a not-for-profit hospital. These not-for-profit hospitals generally differ in each jurisdiction. However, our hospitals face competition from hospitals outside of their primary service area, including hospitals in urban areas that provide more complex services. Patients in our primary service areas may travel to these other hospitals for a variety of reasons. These reasons include physician referrals or the need for services we do not offer. Patients who seek services from these other hospitals may subsequently shift their preferences to those hospitals for the services we provide.

Some of our hospitals operate in primary service areas where they compete with one other hospital. One of our hospitals competes with more than one other hospital in its primary service area. Some of these competing hospitals use equipment and services more specialized than those available at our hospitals. In addition, some competing hospitals are owned by tax-supported governmental agencies or not-for-profit entities supported by endowments and charitable contributions. These hospitals can make capital expenditures without paying sales, property and income taxes. We also face competition from other specialized care providers, including outpatient surgery, orthopedic, oncology and diagnostic centers.

We expect that these competitive trends will continue. Our inability to compete effectively with other hospitals and other healthcare providers could cause local residents to use other hospitals.

The failure to obtain our medical supplies at favorable prices could cause our operating results to decline.

We have a five-year participation agreement with a GPO. This agreement extends to January 2011, with automatic renewal terms of one year, unless either party terminates by giving notice of non-renewal. GPOs attempt to obtain favorable pricing on medical supplies with manufacturers and vendors who sometimes negotiate exclusive supply arrangements in exchange for the discounts they give. To the extent these exclusive supply arrangements are challenged or deemed unenforceable, we could incur higher costs for our medical supplies obtained through HealthTrust. These higher costs could cause our operating results to decline.

There can be no assurance that our arrangement with HealthTrust will provide the discounts we expect to achieve.

If the fair value of our reporting units declines, a material non-cash charge to earnings from impairment of our goodwill could result.

At December 31, 2009, we had approximately \$4.2 billion of goodwill recorded on our books. We expect to recover the carrying value of this goodwill through our future cash flows. On an ongoing basis, we evaluate, based on the fair value of our reporting units, whether the carrying value of our goodwill is impaired. If the carrying value of our goodwill is impaired, we may incur a material non-cash charge to earnings.

Table of Contents

Risks related to our industry

We are subject to uncertainties regarding healthcare reform.

In recent years, Congress and some state legislatures have introduced an increasing number of proposals to make major changes in the healthcare system, including an increased emphasis on the linkage between quality of care criteria and payment levels such as the submission of patient quality data to the Secretary of Health and Human Services. In addition, CMS conducts ongoing reviews of certain state reimbursement programs.

The "American Recovery and Reinvestment Act of 2009" has been signed into law providing for a temporary increase in the federal matching assistance percentage (FMAP), a temporary increase in federal Medicaid DSH allotments, subsidization of health insurance premiums (COBRA) for up to nine months, and grants and loans for infrastructure and incentive payments for providers who adopt and use health information technology. The 2010 Department of Defense Appropriations Bill signed into law expands the subsidization of health insurance premiums (COBRA) to 15 months and extends the eligibility period for individuals losing their jobs through February 28, 2010. Additionally, the Obama administration has stated as a top priority its desire to reform the U.S. healthcare system with the goal of reducing the costs of healthcare and reducing the current number of uninsured and underinsured Americans. Several proposals have been considered, including cost controls on hospitals and insurance industry reforms. Currently, separate bills have been passed in both the U.S. House of Representatives and the U.S. Senate and debate in Congress is continuing in an attempt to draft a final piece of legislation. The costs of implementing the "American Recovery and Reinvestment Act of 2009" and these other proposals being considered could be financed, in part, by reductions in payments to healthcare providers under Medicare, Medicaid, and other government programs. In addition, federal funding for existing programs may not be approved in the future.

The current administration and Congress have now debated healthcare reform for over one year and, at this time, we cannot predict the outcome of this debate. A reduction in uninsured patients may reduce our expense from uncollectible accounts receivable; however, legislative proposals to achieve this reduction in uninsured patients may result in lower reimbursement from other payor sources and/or a migration of patients from private payor sources to lower paying government payor sources. Furthermore, we cannot predict the course of any other future legislation, changes the current administration may seek to implement regarding healthcare or interpretations by the current administration of existing governmental healthcare programs and the related effect that any legislative or interpretive change may have on us.

If federal or state healthcare programs or managed care companies reduce the payments we receive as reimbursement for services we provide, our net operating revenues may decline.

In 2009, 36.9% of our net operating revenues came from the Medicare and Medicaid programs. Federal healthcare expenditures continue to increase and state governments continue to face budget shortfalls as a result of the current economic downturn and accelerating Medicaid enrollment. As a result, federal and state governments have made, and continue to make, significant changes in the Medicare and Medicaid programs. Some of these changes have decreased, or could decrease, the amount of money we receive for our services relating to these programs.

In addition, insurance and managed care companies and other third parties from whom we receive payment for our services increasingly are attempting to control healthcare costs by requiring that hospitals discount payments for their services in exchange for exclusive or preferred participation in their benefit plans. We believe that this trend may continue and our inability to negotiate increased reimbursement rates or maintain existing rates may reduce the payments we receive for our services.

If we fail to comply with extensive laws and government regulations, including fraud and abuse laws, we could suffer penalties or be required to make significant changes to our operations.

The healthcare industry is required to comply with many laws and regulations at the federal, state, and local government levels. These laws and regulations require that hospitals meet various requirements, including those relating to the adequacy of medical care, equipment, personnel, operating policies and procedures, maintenance of adequate records, compliance with building codes, environmental protection and privacy. These laws include the Health Insurance Portability and Accountability Act of 1996 and a section of the Social Security Act, known as the "anti-kickback" statute. If we fail to comply with applicable laws and regulations, including fraud and abuse laws,

Table of Contents

we could suffer civil or criminal penalties, including the loss of our licenses to operate and our ability to participate in the Medicare, Medicaid, and other federal and state healthcare programs.

In addition, there are heightened coordinated civil and criminal enforcement efforts by both federal and state government agencies relating to the healthcare industry, including the hospital segment. The ongoing investigations of certain healthcare providers relate to various referral, inpatient status cost reporting and billing practices, laboratory and home care services, and physician ownership and joint ventures involving hospitals. For example, the Department of Justice has alleged that we and three of our New Mexico hospitals have caused the state of New Mexico to submit improper claims for federal funds in violation of the Civil False Claims Act. For a further discussion of this matter, see "Legal Proceedings" in Item 3 of this Report.

In the future, different interpretations or enforcement of these laws and regulations could subject our current practices to allegations of impropriety or illegality or could require us to make changes in our facilities, equipment, personnel, services, capital expenditure programs, and operating expenses.

A shortage of qualified nurses could limit our ability to grow and deliver hospital healthcare services in a cost-effective manner.

Hospitals are currently experiencing a shortage of nursing professionals, a trend which we expect to continue for some time. If the supply of qualified nurses declines in the markets in which our hospitals operate, it may result in increased labor expenses and lower operating margins at those hospitals. In addition, in some markets like California, there are requirements to maintain specified nurse-staffing levels. To the extent we cannot meet those levels, the healthcare services that we provide in these markets may be reduced.

If we become subject to significant legal actions, we could be subject to substantial uninsured liabilities or increased insurance costs.

In recent years, physicians, hospitals, and other healthcare providers have become subject to an increasing number of legal actions alleging malpractice, product liability, or related legal theories. Even in states that have imposed caps on damages, litigants are seeking recoveries under new theories of liability that might not be subject to the caps on damages. Many of these actions involve large claims and significant defense costs. To protect us from the cost of these claims, we maintain professional malpractice liability insurance and general liability insurance coverage in excess of those amounts for which we are self-insured. This insurance coverage is in amounts that we believe to be sufficient for our operations. However, our insurance coverage does not cover all claims against us or may not continue to be available at a reasonable cost for us to maintain adequate levels of insurance. Our expense related to malpractice and other professional liability claims, including the cost of excess insurance, decreased in 2007 by 0.1%, decreased in 2008 by 0.2% and increased in 2009 by 0.2% as a percentage of net operating revenues. If these costs rise rapidly, our profitability could decline. For a further discussion of our insurance coverage, see our discussion of professional liability claims in "Management's Discussion and Analysis of Financial Condition and Results of Operations" in Item 7 of this Report.

If we experience growth in self-pay volume and revenues, our financial condition or results of operations could be adversely affected.

Like others in the hospital industry, we have experienced an increase in our provision for bad debts as a percentage of net operating revenues due to a growth in self-pay volume and revenues. Although we continue to seek ways of improving point of service collection efforts and implementing appropriate payment plans with our patients, if we experience growth in self-pay volume and revenues, our results of operations could be adversely affected. Further, our ability to improve collections for self-pay patients may be limited by statutory, regulatory and investigatory initiatives, including private lawsuits directed at hospital charges and collection practices for uninsured and underinsured patients.

Currently, the global economies, and in particular the United States, are experiencing a period of economic uncertainty and the related financial markets are experiencing a high degree of volatility. This current financial turmoil is adversely affecting the banking system and financial markets and resulting in a tightening in the credit

Table of Contents

markets, a low level of liquidity in many financial markets and extreme volatility in fixed income, credit, currency and equity markets. This uncertainty poses a risk as it could potentially lead to higher levels of uninsured patients, result in higher levels of patients covered by lower paying government programs and/or result in fiscal uncertainties at both government payors and private insurers.

This Report includes forward-looking statements which could differ from actual future results.

Some of the matters discussed in this Report include forward-looking statements. Statements that are predictive in nature, that depend upon or refer to future events or conditions or that include words such as "expects," "anticipates," "intends," "plans," "believes," "estimates," "thinks," and similar expressions are forward-looking statements. These statements involve known and unknown risks, uncertainties, and other factors that may cause our actual results and performance to be materially different from any future results or performance expressed or implied by these forward-looking statements. These factors include the following:

- general economic and business conditions, both nationally and in the regions in which we operate;
- legislative proposals for healthcare reform and universal access to healthcare coverage;
- risks associated with our substantial indebtedness, leverage and debt service obligations;
- demographic changes;
- changes in, or the failure to comply with, governmental regulations;
- potential adverse impact of known and unknown government investigations, audits and Federal and State False Claims Act litigation;
- our ability, where appropriate, to enter into and maintain managed care provider arrangements and the terms of these arrangements;
- changes in, or the failure to comply with, managed care provider contracts could result in disputes and changes in reimbursement that could be applied retroactively;
- changes in inpatient or outpatient Medicare and Medicaid payment levels;
- increases in the amount and risk of collectability of patient accounts receivable;
- increases in wages as a result of inflation or competition for highly technical positions and rising supply costs due to market pressure from pharmaceutical companies and new product releases;
- liabilities and other claims asserted against us, including self-insured malpractice claims;
- competition;
- our ability to attract and retain, without significant employment costs, qualified personnel, key management, physicians, nurses and other healthcare workers;
- trends toward treatment of patients in less acute or specialty healthcare settings, including ambulatory surgery centers or specialty hospitals;
- changes in medical or other technology;
- changes in U.S. GAAP;
- the availability and terms of capital to fund additional acquisitions or replacement facilities;

Table of Contents

- our ability to successfully acquire additional hospitals and complete the sale of hospitals held for sale;
- our ability to successfully integrate any acquired hospitals or to recognize expected synergies from such acquisitions;
- our ability to obtain adequate levels of general and professional liability insurance; and
- timeliness of reimbursement payments received under government programs.

Although we believe that these statements are based upon reasonable assumptions, we can give no assurance that our goals will be achieved. Given these uncertainties, prospective investors are cautioned not to place undue reliance on these forward-looking statements. These forward-looking statements are made as of the date of this filing. We assume no obligation to update or revise them or provide reasons why actual results may differ.

Item 1B. Unresolved Staff Comments

None

Item 2. Properties

Corporate Headquarters

We own our corporate headquarters building located in Franklin, Tennessee.

Hospitals

Our hospitals are general care hospitals offering a wide range of inpatient and outpatient medical services. These services generally include internal medicine, surgery, cardiology, oncology, orthopedics, OB/GYN, diagnostic and emergency room, laboratory, radiology, respiratory therapy, physical therapy, and rehabilitation services. In addition, some of our hospitals provide skilled nursing and home care services based on individual community needs.

For each of our hospitals owned or leased as of December 31, 2009, the following table shows its location, the date of its acquisition or lease inception and the number of licensed beds:

<u>Hospital</u>	<u>City</u>	<u>Licensed Beds(1)</u>	<u>Date of Acquisition/Lease Inception</u>	<u>Ownership Type</u>
<i>Alabama</i>				
LV Stabler Memorial Hospital	Greenville	72	October, 1994	Owned
South Baldwin Regional Medical Center	Foley	112	June, 2000	Leased
Cherokee Medical Center	Centre	60	April, 2006	Owned
Dekalb Regional Medical Center	Fort Payne	134	April, 2006	Owned
Trinity Medical Center	Birmingham	560	July, 2007	Owned
Flowers Hospital	Dothan	235	July, 2007	Owned
Medical Center Enterprise	Enterprise	131	July, 2007	Owned
Gadsden Regional Medical Center	Gadsden	346	July, 2007	Owned
Crestwood Medical Center	Huntsville	150	July, 2007	Owned
<i>Alaska</i>				
Mat-Su Regional Medical Center	Palmer	74	July, 2007	Owned
<i>Arizona</i>				
Payson Regional Medical Center	Payson	44	August, 1997	Leased
Western Arizona Regional Medical Center	Bullhead City	139	July, 2000	Owned
Northwest Medical Center	Tucson	300	July, 2007	Owned

Table of Contents

<u>Hospital</u>	<u>City</u>	<u>Licensed Beds(1)</u>	<u>Date of Acquisition/Lease Inception</u>	<u>Ownership Type</u>
Northwest Medical Center Oro Valley	Oro Valley	144	July, 2007	Owned
<i>Arkansas</i>				
Harris Hospital	Newport	133	October, 1994	Owned
Helena Regional Medical Center	Helena	155	March, 2002	Leased
Forrest City Medical Center	Forrest City	118	March, 2006	Leased
Northwest Medical Center — Bentonville	Bentonville	128	July, 2007	Owned
Northwest Medical Center — Springdale	Springdale	222	July, 2007	Owned
Willow Creek Women's Hospital (2)	Johnson	64	July, 2007	Owned
Siloam Springs Memorial Hospital	Siloam Springs	73	February, 2009	Owned
Medical Center of South Arkansas	El Dorado	166	April, 2009	Leased
<i>California</i>				
Barstow Community Hospital	Barstow	56	January, 1993	Leased
Fallbrook Hospital	Fallbrook	47	November, 1998	Operated (3)
Watsonville Community Hospital	Watsonville	106	September, 1998	Owned
<i>Florida</i>				
Lake Wales Medical Center	Lake Wales	160	December, 2002	Owned
North Okaloosa Medical Center	Crestview	110	March, 1996	Owned
<i>Georgia</i>				
Fannin Regional Hospital	Blue Ridge	50	January, 1986	Owned
Trinity Hospital of Augusta	Augusta	231	July, 2007	Owned
<i>Illinois</i>				
Crossroads Community Hospital	Mt. Vernon	57	October, 1994	Owned
Gateway Regional Medical Center	Granite City	382	January, 2002	Owned
Heartland Regional Medical Center	Marion	92	October, 1996	Owned
Red Bud Regional Hospital	Red Bud	31	September, 2001	Owned
Galesburg Cottage Hospital	Galesburg	173	July, 2004	Owned
Vista Medical Center East/West	Waukegan	407	July, 2006	Owned
Union County Hospital	Anna	25	November, 2006	Leased
<i>Indiana</i>				
Porter Hospital	Valparaiso	301	May, 2007	Owned
Bluffton Regional Medical Center	Bluffton	79	July, 2007	Owned
Dupont Hospital	Fort Wayne	131	July, 2007	Owned
Lutheran Hospital	Fort Wayne	432	July, 2007	Owned
St. Joseph's Hospital	Fort Wayne	191	July, 2007	Owned
Dukes Memorial Hospital	Peru	25	July, 2007	Owned
Kosciusko Community Hospital	Warsaw	72	July, 2007	Owned
Lutheran Musculoskeletal Center(4)	Fort Wayne	39	July, 2007	Owned
<i>Kentucky</i>				
Parkway Regional Hospital	Fulton	70	May, 1992	Owned
Three Rivers Medical Center	Louisa	90	May, 1993	Owned
Kentucky River Medical Center	Jackson	55	August, 1995	Leased

Table of Contents

<u>Hospital</u>	<u>City</u>	<u>Licensed Beds(1)</u>	<u>Date of Acquisition/Lease Inception</u>	<u>Ownership Type</u>
<i>Louisiana</i>				
Byrd Regional Hospital	Leesville	60	October, 1994	Owned
Northern Louisiana Medical Center	Ruston	159	April, 2007	Owned
Women & Children's Hospital	Lake Charles	88	July, 2007	Owned
<i>Mississippi</i>				
Wesley Medical Center	Hattiesburg	211	July, 2007	Owned
River Region Health System	Vicksburg	341	July, 2007	Owned
<i>Missouri</i>				
Moberly Regional Medical Center	Moberly	103	November, 1993	Owned
Northeast Regional Medical Center	Kirksville	115	December, 2000	Leased
<i>Nevada</i>				
Mesa View Regional Hospital	Mesquite	25	July, 2007	Owned
<i>New Jersey</i>				
Memorial Hospital of Salem County	Salem	140	September, 2002	Owned
<i>New Mexico</i>				
Mimbres Memorial Hospital	Deming	49	March, 1996	Owned
Eastern New Mexico Medical Center	Roswell	162	April, 1998	Owned
Alta Vista Regional Hospital	Las Vegas	54	April, 2000	Owned
Carlsbad Medical Center	Carlsbad	112	July, 2007	Owned
Lea Regional Medical Center	Hobbs	201	July, 2007	Owned
Mountain View Regional Medical Center	Las Cruces	168	July, 2007	Owned
<i>North Carolina</i>				
Martin General Hospital	Williamston	49	November, 1998	Leased
<i>Ohio</i>				
Affinity Medical Center	Massillon	166	July, 2007	Owned
<i>Oklahoma</i>				
Ponca City Medical Center	Ponca City	140	May, 2006	Owned
Claremore Regional Hospital	Claremore	81	July, 2007	Owned
Deaconess Hospital	Oklahoma City	313	July, 2007	Owned
SouthCrest Hospital	Tulsa	180	July, 2007	Owned
Woodward Regional Hospital	Woodward	87	July, 2007	Leased
<i>Oregon</i>				
McKenzie-Willamette Medical Center	Springfield	114	July, 2007	Owned
<i>Pennsylvania</i>				
Berwick Hospital	Berwick	101	March, 1999	Owned
Brandywine Hospital	Coatesville	179	June, 2001	Owned
Jennersville Regional Hospital	West Grove	59	October, 2001	Owned
Easton Hospital	Easton	254	October, 2001	Owned
Lock Haven Hospital	Lock Haven	49	August, 2002	Owned
Pottstown Memorial Medical Center	Pottstown	215	July, 2003	Owned
Phoenixville Hospital	Phoenixville	138	August, 2004	Owned
Chestnut Hill Hospital	Philadelphia	164	February, 2005	Owned

Table of Contents

<u>Hospital</u>	<u>City</u>	<u>Licensed Beds(1)</u>	<u>Date of Acquisition/Lease Inception</u>	<u>Ownership Type</u>
Sunbury Community Hospital	Sunbury	92	October, 2005	Owned
Wilkes-Barre General Hospital	Wilkes-Barre	553	April, 2009	Owned
<i>South Carolina</i>				
Marlboro Park Hospital	Bennettsville	102	August, 1996	Leased
Chesterfield General Hospital	Cheraw	59	August, 1996	Leased
Springs Memorial Hospital	Lancaster	231	November, 1994	Owned
Carolinas Hospital System — Florence	Florence	420	July, 2007	Owned
Mary Black Memorial Hospital	Spartanburg	209	July, 2007	Owned
<i>Tennessee</i>				
Lakeway Regional Hospital	Morristown	135	May, 1993	Owned
Regional Hospital of Jackson	Jackson	154	January, 2003	Owned
Dyersburg Regional Medical Center	Dyersburg	225	January, 2003	Owned
Haywood Park Community Hospital	Brownsville	62	January, 2003	Owned
Henderson County Community Hospital	Lexington	45	January, 2003	Owned
McKenzie Regional Hospital	McKenzie	45	January, 2003	Owned
McNairy Regional Hospital	Selmer	45	January, 2003	Owned
Volunteer Community Hospital	Martin	100	January, 2003	Owned
Heritage Medical Center	Shelbyville	60	July, 2005	Owned
Sky Ridge Medical Center	Cleveland	351	October, 2005	Owned
Gateway Medical Center	Clarksville	270	July, 2007	Owned
<i>Texas</i>				
Big Bend Regional Medical Center	Alpine	25	October, 1999	Owned
Cleveland Regional Medical Center	Cleveland	107	August, 1996	Leased
Scenic Mountain Medical Center	Big Spring	150	October, 1994	Owned
Hill Regional Hospital	Hillsboro	92	October, 1994	Owned
Lake Granbury Medical Center	Granbury	83	January, 1997	Leased
South Texas Regional Medical Center	Jourdanton	67	November, 2001	Owned
Laredo Medical Center	Laredo	326	October, 2003	Owned
Weatherford Regional Medical Center	Weatherford	99	November, 2006	Leased
Abilene Regional Medical Center	Abilene	231	July, 2007	Owned
Brownwood Regional Medical Center	Brownwood	194	July, 2007	Owned
College Station Medical Center	College Station	141	July, 2007	Owned
Navarro Regional Hospital	Corsicana	162	July, 2007	Owned
Longview Regional Medical Center	Longview	131	July, 2007	Owned
Woodland Heights Medical Center	Lufkin	149	July, 2007	Owned
San Angelo Community Medical Center	San Angelo	171	July, 2007	Owned
DeTar Healthcare System	Victoria	308	July, 2007	Owned
Cedar Park Regional Medical Center	Cedar Park	77	December, 2007	Owned
<i>Utah</i>				
Mountain West Medical Center	Tooele	35	October, 2000	Owned
<i>Virginia</i>				
Southern Virginia Regional Medical Center	Emporia	80	March, 1999	Owned

Table of Contents

<u>Hospital</u>	<u>City</u>	<u>Licensed Beds(1)</u>	<u>Date of Acquisition/Lease Inception</u>	<u>Ownership Type</u>
Southampton Memorial Hospital	Franklin	105	March, 2000	Owned
Southside Regional Medical Center	Petersburg	300	August, 2003	Owned
<i>Washington</i>				
Deaconess Medical Center	Spokane	388	October, 2008	Owned
Valley Hospital and Medical Center	Spokane Valley	123	October, 2008	Owned
<i>West Virginia</i>				
Plateau Medical Center	Oak Hill	25	July, 2002	Owned
Greenbrier Valley Medical Center	Ronceverte	122	July, 2007	Owned
<i>Wyoming</i>				
Evanston Regional Hospital	Evanston	42	November, 1999	Owned
Total Licensed Beds at December 31, 2009		<u>18,140</u>		

- (1) Licensed beds are the number of beds for which the appropriate state agency licenses a facility regardless of whether the beds are actually available for patient use.
- (2) In 2008, we segregated this entity from Northwest Medical Center — Bentonville for reporting purposes.
- (3) We operate this hospital under a lease-leaseback and operating agreement. We recognize all operating statistics, revenues and expenses associated with this hospital in our consolidated financial statements.
- (4) In 2008, we segregated this entity from Lutheran Hospital for reporting purposes.

The real property of substantially all of our wholly-owned hospitals is encumbered by mortgages under the Credit Facility.

The following table lists the hospitals owned by joint venture entities in which we do not have a consolidating ownership interest, along with our percentage ownership interest in the joint venture entity as of December 31, 2009. Information on licensed beds was provided by the majority owner and manager of each joint venture. A subsidiary of HCA is the majority owner of Macon Healthcare LLC and a subsidiary of Universal Health Systems Inc. is the majority owner of Summerlin Hospital Medical Center LLC and Valley Health System LLC.

<u>Joint Venture</u>	<u>Facility Name</u>	<u>City</u>	<u>State</u>	<u>Licensed Beds</u>
Macon Healthcare LLC	Coliseum Medical Center (38%)	Macon	GA	250
Macon Healthcare LLC	Coliseum Psychiatric Center (38%)	Macon	GA	60
Macon Healthcare LLC	Coliseum Northside Hospital (38%)	Macon	GA	103
Summerlin Hospital Medical Center LLC	Summerlin Hospital Medical Center (26.1%)	Las Vegas	NV	454
Valley Health System LLC	Desert Springs Hospital (27.5%)	Las Vegas	NV	286
Valley Health System LLC	Valley Hospital Medical Center (27.5%)	Las Vegas	NV	404
Valley Health System LLC	Spring Valley Hospital Medical Center (27.5%)	Las Vegas	NV	231
Valley Health System LLC	Centennial Hills Medical Center (27.5%)	Las Vegas	NV	165

Table of Contents

Item 3. Legal Proceedings

From time to time, we receive various inquiries or subpoenas from state regulators, fiscal intermediaries, the Centers for Medicare and Medicaid Services and the Department of Justice regarding various Medicare and Medicaid issues. In addition, we are subject to other claims and lawsuits arising in the ordinary course of our business. We are not aware of any pending or threatened litigation that is not covered by insurance policies or reserved for in our financial statements or which we believe would have a material adverse impact on us; however, some pending or threatened proceedings against us may involve potentially substantial amounts as well as the possibility of civil, criminal, or administrative fines, penalties, or other sanctions, which could be material. Settlements of suits involving Medicare and Medicaid issues routinely require both monetary payments as well as corporate integrity agreements. Additionally, qui tam or "whistleblower" actions initiated under the civil False Claims Act may be pending but placed under seal by the court to comply with the False Claims Act's requirements for filing such suits.

Community Health Systems, Inc. Legal Proceedings

In May 1999, we were served with a complaint in *U.S. ex rel. Bledsoe v. Community Health Systems, Inc.*, subsequently moved to the Middle District of Tennessee, Case No. 2-00-0083. This qui tam action sought treble damages and penalties under the False Claims Act against us. The relator has now dismissed this case.

In August 2004, we were served a complaint in *Arleana Lawrence and Robert Hollins v. Lakeview Community Hospital and Community Health Systems, Inc.* (now styled *Arleana Lawrence and Lisa Nichols vs. Eufaula Community Hospital, Community Health Systems, Inc., South Baldwin Regional Medical Center and Community Health Systems Professional Services Corporation*) in the Circuit Court of Barbour County, Alabama (Eufaula Division). This alleged class action was brought by the plaintiffs on behalf of themselves and as the representatives of similarly situated uninsured individuals who were treated at our Lakeview Hospital or any of our other Alabama hospitals. This case has now been dismissed.

On March 3, 2005, we were served with a complaint in *Sheri Rix v. Heartland Regional Medical Center and Health Care Systems, Inc.* in the Circuit Court of Williamson County, Illinois. This alleged class action was brought by the plaintiff on behalf of herself and as the representative of similarly situated uninsured individuals who were treated at our Heartland Regional Medical Center. This case has now been dismissed.

On February 10, 2006, we received a letter from the Civil Division of the Department of Justice requesting documents in an investigation it was conducting involving the Company. The inquiry related to the way in which different state Medicaid programs apply to the federal government for matching or supplemental funds that are ultimately used to pay for a small portion of the services provided to Medicaid and indigent patients. These programs are referred to by different names, including "intergovernmental payments," "upper payment limit programs," and "Medicaid disproportionate share hospital payments." The February 2006 letter focused on our hospitals in three states: Arkansas, New Mexico, and South Carolina. On August 31, 2006, we received a follow up letter from the Department of Justice requesting additional documents relating to the programs in New Mexico and the payments to the Company's three hospitals in that state. Through the beginning of 2009, we provided the Department of Justice with requested documents, met with them on numerous occasions, and otherwise cooperated in its investigation. During the course of the investigation, the Civil Division notified us that it believed that we and these three New Mexico hospitals caused the State of New Mexico to submit improper claims for federal funds, in violation of the Federal False Claims Act. At one point, the Civil Division calculated that the three hospitals received ineligible federal participation payments from August 2000 to June 2006 of approximately \$27.5 million and said that if it proceeded to trial, it would seek treble damages plus an appropriate penalty for each of the violations of the Federal False Claims Act. This investigation has culminated in the federal government's intervention in a qui tam lawsuit styled *U.S. ex rel. Baker vs. Community Health Systems, Inc.*, pending in the United States District Court for the District of New Mexico. The federal government filed its complaint in intervention on June 30, 2009. The relator filed a second amended complaint on July 1, 2009. Both of these complaints expand the time period during which alleged improper payments were made. We filed motions to dismiss all of the federal government's and the relator's claims on August 28, 2009. The federal government and the relator responded on October 16, 2009. We filed a reply to each response and are waiting on the court's rulings. We are vigorously defending this action.

Table of Contents

On June 12, 2008, two of our hospitals received letters from the U.S. Attorney's Office for the Western District of New York requesting documents in an investigation it was conducting into billing practices with respect to kyphoplasty procedures performed during the period January 1, 2002, through June 9, 2008. On September 16, 2008, one of our hospitals in South Carolina also received an inquiry. Kyphoplasty is a surgical spine procedure that returns a compromised vertebrae (either from trauma or osteoporotic disease process) to its previous height, reducing or eliminating severe pain. We have been informed that similar investigations have been initiated at unaffiliated facilities in Alabama, South Carolina, Indiana and other states. We believe that this investigation is related to a recent qui tam settlement between the same U.S. Attorney's office and the manufacturer and distributor of the Kyphon product, which is used in performing the kyphoplasty procedure. We are cooperating with the investigation by collecting and producing material responsive to the requests. At this stage, we do not have sufficient information to determine whether our hospitals have engaged in inappropriate billing for kyphoplasty procedures. We are continuing to evaluate and discuss this matter with the federal government.

On April 19, 2009, we were served in Roswell, New Mexico with an answer and counterclaim in the case of Roswell Hospital Corporation d/b/a Eastern New Mexico Medical Center vs. Patrick Sisneros and Tammie McClain (sued as Jane Doe Sineros). The case was originally filed as a collection matter. The counterclaim was filed as a putative class action and alleged theories of breach of contract, unjust enrichment, misrepresentation, prima facie tort, Fair Trade Practices Act and violation of the New Mexico RICO statute. On May 7, 2009, the hospital filed a notice of removal to federal court. On July 27, 2009, the case was remanded to state court for lack of a federal question. A motion to dismiss and a motion to dismiss misjoined counterclaim plaintiffs were filed on October 20, 2009. These motions were denied. Extensive discovery is under way. A motion for class certification has been filed and is set to be heard on March 3, 2010. We are vigorously defending this action.

On December 7, 2009, we received a document subpoena from the U.S. Department of Health and Human Services, Office of the Inspector General, or OIG, requesting documents related to our hospital in Laredo, Texas. The categories of documents requested included case management, resource management, admission criteria, patient medical records, coding, billing, compliance, the Joint Commission accreditation, physician documentation, payments to referral sources, transactions involving physicians, disproportionate share hospital status, and audits by the hospital's Quality Improvement organization. On January 22, 2010, we received a "request for information or assistance" from the OIG's Office of Investigation requesting patient medical records from Laredo Medical Center in Laredo, Texas for certain Medicaid patients with an extended length of stay. We are cooperating fully with these investigations.

Triad Hospitals, Inc. Legal Proceedings

Triad, and its subsidiary, Quorum Health Resources, Inc. are defendants in a qui tam case styled U.S. ex rel. Whitten vs. Quorum Health Resources, Inc. et al., which is pending in the Southern District of Georgia, Brunswick Division. Whitten, a long-term employee of a two hospital system in Brunswick and Camden, Georgia sued both his employer and Quorum Health Resources, Inc. and its predecessors, which had managed the facility from 1989 through September 2000; upon his termination of employment, Whitten signed a release and was paid \$124,000. Whitten's original qui tam complaint was filed under seal in November 2002 and the case was unsealed in 2004. Whitten alleges various charging and billing infractions, including charging for routine equipment supplies and services not separately billable, billing for observation services that were not medically necessary or for which there was no physician order, billing labor and delivery patients for durable medical equipment that was not separately billable, inappropriate preparation of patients' histories and physicals, billing for cardiac rehabilitation services without physician supervision, performing outpatient dialysis without Medicare certification, and performing mental health services without the proper staff assignments. This case has been settled for \$0.3 million and final settlement documents are being prepared.

In a case styled U.S. ex rel. Bartlett vs. Quorum Health Resources, Inc., et al., pending in the Western District of Pennsylvania, Johnstown Division, the relator alleges in his second amended complaint, filed in January 2006 (the first amended complaint having been dismissed), that Quorum conspired with an unaffiliated hospital to pay an illegal remuneration in violation of the anti-kickback statute and the Stark laws, thus causing false claims to be filed. A renewed motion to dismiss that was filed in March 2006 asserting that the second amended complaint did not cure the defects contained in the first amended complaint. In September 2006, the hospital and one of the other

Table of Contents

defendants affiliated with the hospital filed for protection under Chapter 11 of the federal bankruptcy code, which imposed an automatic stay on proceedings in the case. Relators entered into a settlement agreement with the hospital, subject to confirmation of the hospital's reorganization plan. The District Court conducted a status conference on January 30, 2009 and later convened another conference on March 30, 2009 and heard arguments on whether to proceed with a motion to dismiss, but did not make a ruling. We believe that this case is without merit and should the stay be lifted, will continue to vigorously defend it.

Item 4. *Submission of Matters to a Vote of Security Holders*

No matters were submitted to a vote of security holders during the fourth quarter of the year ended December 31, 2009.

PART II

Item 5. Market for Registrant's Common Equity, Related Stockholder Matters and Issuer Purchases of Equity Securities

We completed an initial public offering of our common stock on June 14, 2000. Our common stock began trading on June 9, 2000 and is listed on the New York Stock Exchange under the symbol CYH. At February 17, 2010, there were approximately 40 record holders of our common stock. The following table sets forth, for the periods indicated, the high and low sale prices per share of our common stock as reported by the New York Stock Exchange.

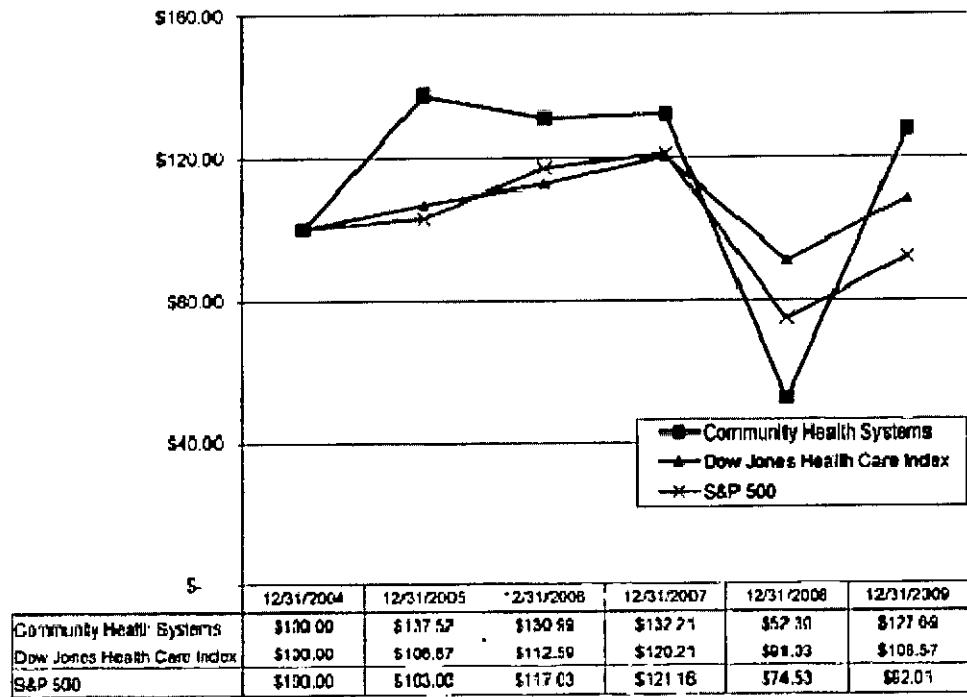
	<u>High</u>	<u>Low</u>
Year Ended December 31, 2008		
First Quarter	\$ 36.85	\$ 29.79
Second Quarter	40.05	32.40
Third Quarter	36.81	28.24
Fourth Quarter	28.38	10.47
Year Ended December 31, 2009		
First Quarter	\$ 21.60	\$ 12.96
Second Quarter	28.79	13.95
Third Quarter	35.50	24.42
Fourth Quarter	38.00	29.35

In 2009, we discovered that we had inadvertently not fully complied with the registration requirements of the Securities Act of 1933 with respect to our common stock purchased in the open market on behalf of participants in certain of our employee 401(K) plans. As a result, certain plan participants who purchased these shares were offered rescission rights with respect to their interests in our common stock held under these plans. Based upon a final review of the rescission offer that ended on February 11, 2010, 793 shares of common stock were repurchased by us and other payments were made for a total of approximately \$40,000. We have fulfilled the registration requirements as of December 31, 2009 in order to become fully compliant on an ongoing basis.

Table of Contents

Corporate Performance Graph

The following graph sets forth the cumulative return of our common stock during the five year period ended December 31, 2009, as compared to the cumulative return of the Standard & Poor's 500 Stock Index (S&P 500) and the cumulative return of the Dow Jones Healthcare Index. The graph assumes an initial investment of \$100 in our common stock and in each of the foregoing indices and the reinvestment of dividends where applicable.



We have not paid any cash dividends since our inception, and do not anticipate the payment of cash dividends in the foreseeable future. Our Credit Facility limits our ability to pay dividends and/or repurchase stock and the Notes to an amount not to exceed \$400 million in the aggregate (but not in excess of \$200 million unless we receive confirmation from Moody's and S&P that dividends or repurchases would not result in a downgrade, qualification or withdrawal of the then corporate credit rating). The indenture governing our Notes also limits our ability to pay dividends and/or repurchase stock. As of December 31, 2009, under the most restrictive test under these agreements, we have approximately \$100 million remaining available with which to pay permitted dividends and/or make stock and Note repurchases.

Table of Contents

Item 6. Selected Financial Data

The following table summarizes specified selected financial data and should be read in conjunction with our related Consolidated Financial Statements and accompanying Notes to Consolidated Financial Statements. The amounts shown below have been adjusted for discontinued operations. We have restated our 2008 and 2007 financial statements and statistical results to include a hospital and related businesses, which were previously reported as discontinued operations and are now included in continuing operations.

Community Health Systems, Inc. Five Year Summary of Selected Financial Data

	Year Ended December 31,				
	2009	2008	2007 ⁽¹⁾	2006	2005
	(in thousands, except share and per share data)				
Consolidated Statement of Operations Data					
Net operating revenues	\$ 12,107,613	\$ 10,919,095	\$ 7,095,861	\$ 4,180,136	\$ 3,576,117
Income from operations	1,068,665	971,880	471,612	385,057	398,463
Income from continuing operations	304,805	233,727	67,431	177,695	188,370
Net income attributable to Community Health Systems, Inc.	243,150	218,304	30,289	168,263	167,544
<i>Income from continuing operations attributable to Community Health Systems, Inc. common stockholders per share (2):</i>					
Basic	<u>\$ 2.67</u>	<u>\$ 2.13</u>	<u>\$ 0.58</u>	<u>\$ 1.87</u>	<u>\$ 2.13</u>
Diluted	<u>\$ 2.64</u>	<u>\$ 2.11</u>	<u>\$ 0.57</u>	<u>\$ 1.85</u>	<u>\$ 2.00</u>
<i>Discontinued operations attributable to Community Health Systems, Inc. common stockholders per share (2):</i>					
Basic	<u>\$ 0.01</u>	<u>\$ 0.21</u>	<u>\$ (0.25)</u>	<u>\$ (0.10)</u>	<u>\$ (0.24)</u>
Diluted	<u>\$ 0.01</u>	<u>\$ 0.21</u>	<u>\$ (0.25)</u>	<u>\$ (0.10)</u>	<u>\$ (0.21)</u>
<i>Net income attributable to Community Health Systems, Inc. common stockholders per share (2):</i>					
Basic	<u>\$ 2.68</u>	<u>\$ 2.34</u>	<u>\$ 0.32</u>	<u>\$ 1.77</u>	<u>\$ 1.89</u>
Diluted	<u>\$ 2.66</u>	<u>\$ 2.32</u>	<u>\$ 0.32</u>	<u>\$ 1.75</u>	<u>\$ 1.79</u>
Weighted-average number of shares outstanding					

Basic	90,614,886	93,371,782	93,517,337	94,983,646	88,601,168
Diluted (3)	91,517,274	94,288,829	94,642,294	96,232,910	98,579,977 ⁽⁴⁾
Cash and cash equivalents	\$ 344,541	\$ 220,655	\$ 133,574	\$ 40,566	\$ 104,108
Total assets	14,021,472	13,818,254	13,493,644	4,506,579	3,934,218
Long-term obligations	10,179,402	10,287,535	9,974,516	2,207,623	1,932,238
Community Health Systems, Inc. stockholders' equity	1,950,635	1,611,029	1,687,293	1,718,697	1,564,577

- (1) Includes the results of operations of the former Triad hospitals from July 25, 2007, the date of acquisition.
- (2) Total per share amounts may not add due to rounding.
- (3) See Note 12 to the Consolidated Financial Statements, included in Item 8 of this Form 10-K.
- (4) Included 8,385,031 shares related to the convertible notes under the if-converted method of determining weighted average shares outstanding.

Table of Contents

Item 7. Management's Discussion and Analysis of Financial Condition and Results of Operations

You should read this discussion together with our consolidated financial statements and the accompanying notes to consolidated financial statements and "Selected Financial Data" included elsewhere in this Form 10-K.

Executive Overview

We are the largest publicly traded operator of hospitals in the United States in terms of number of facilities and net operating revenues. We provide healthcare services through these hospitals that we own and operate in non-urban and selected urban markets. We generate revenue primarily by providing a broad range of general hospital healthcare services to patients in the communities in which we are located. We currently have 122 general acute care hospitals. In addition, we own four home care agencies, located in markets where we do not operate a hospital and through our wholly-owned subsidiary, Quorum Health Resources, LLC ("QHR"), we provide management and consulting services to non-affiliated general acute care hospitals located throughout the United States. We are paid for our services by governmental agencies, private insurers and directly by the patients we serve.

Over the past three years, we have acquired 57 hospitals, including the 50 hospitals owned by Triad, which we acquired on July 25, 2007. Since our acquisition of Triad, we have focused most of our efforts toward integrating the former Triad hospitals and realigning our hospital portfolio and have taken a cautious approach in acquiring additional hospitals. Our realignment has resulted in the selling of eight hospitals acquired from Triad and seven hospitals which we owned prior to the acquisition of Triad. During 2008, we acquired a two hospital system located in Spokane, Washington and in 2009 we acquired hospitals located in Siloam Springs, Arkansas, El Dorado, Arkansas and Wilkes-Barre, Pennsylvania. In addition, on December 31, 2009, we entered into an agreement with a multi-specialty physician clinic that has 32 locations across the Inland Northwest region of the state of Washington. This agreement will allow our affiliated hospitals in Spokane, Washington to work with this clinic to offer a fully integrated healthcare delivery system in that market.

During 2009, we were challenged to navigate the uncertainties of the global and domestic economies. Unemployment continued to increase, credit markets remained tightened and there remained a low level of liquidity in the financial markets. Consequently, as previously disclosed, we are continuing to take a cautious approach to our acquisition strategy during this uncertain economic environment while focusing our efforts on increasing revenue and improving profitability and quality.

Despite the uncertainties in the economy, our net operating revenues for the year ended December 31, 2009 increased to approximately \$12.1 billion, as compared to approximately \$10.9 billion for the year ended December 31, 2008. Income from continuing operations, before noncontrolling interests, for the year ended December 31, 2009 increased 24.3% over the year ended December 31, 2008. This increase in income from continuing operations during the year ended December 31, 2009, as compared to the year ended December 31, 2008, is due primarily to an increase in surgeries performed at our hospitals, strong outpatient growth, the realization of synergies from our acquisition of Triad and the recognition of cost savings from our ability to effectively control costs. Our successful physician recruiting efforts have also been a key driver in the execution of our operating strategies. Total inpatient admissions for the year ended December 31, 2009 increased 3.6% compared to the year ended December 31, 2008 and adjusted admissions for the year ended December 31, 2009 increased 5.6% compared to the year ended December 31, 2008. This increase in inpatient and adjusted admissions was due primarily to our recent acquisitions.

Self-pay revenues represented approximately 11.2% of our net operating revenues in 2009 compared to 10.7% in 2008. The value of charity care services relative to total net operating revenues increased to 3.9% in 2009 from 3.5% in 2008. Uninsured and underinsured patients continue to be an industry-wide issue, and we anticipate this trend will continue into the foreseeable future. Legislative reform impacting the healthcare industry remains a priority of the current presidential administration and various proposals continue to be strongly debated in Congress. Given the current level of uncertainty of what may result from these reform proposals, it is not possible, at this time, to accurately predict what impact any final legislation would have on us.

During the three months ended June 30, 2009, we decided to retain a hospital and related businesses previously classified as held for sale. Results of operations for all periods presented have been restated to include this retained

Table of Contents

hospital and related businesses, which previously were reported as discontinued operations. The consolidated balance sheets for each of the periods presented have been restated to present the assets and liabilities previously reported as held for sale in the applicable financial statement line items.

As a result of our current levels of cash, available borrowing capacity, long-term outlook on our debt repayments and our continued projection of our ability to generate cash flows, we do not anticipate a significant impact on our ability to invest the necessary capital in our business over the next twelve months and into the foreseeable future. We believe there continues to be ample opportunity for growth in substantially all of our markets by decreasing the need for patients to travel outside their communities for healthcare services. Furthermore, we continue to benefit from synergies from the acquisition of Triad as well as our more recent acquisitions and will continue to strive to improve operating efficiencies and procedures in order to improve our profitability at all of our hospitals.

Acquisitions and Dispositions

On December 31, 2009, we completed a transaction providing \$54.2 million of financing to Rockwood Clinic, P.S., a multi-specialty clinic with 32 locations across the Inland Northwest region of Eastern Washington State and Western Idaho. This transaction was accounted for as a purchase business combination as required by U.S. GAAP.

Effective June 1, 2009, we acquired from Akron General Medical Center the remaining 20% noncontrolling interest in Massillon Community Health System, LLC not then owned by us. This entity indirectly owns and operates Affinity Medical Center of Massillon, Ohio. The purchase price for this noncontrolling interest was \$1.1 million in cash. Affinity Medical Center is now wholly-owned by us.

Effective April 30, 2009, we acquired Wyoming Valley Health Care System in Wilkes-Barre, Pennsylvania. This health care system includes Wilkes-Barre General Hospital, a 392-bed, full-service acute care hospital located in Wilkes-Barre, Pennsylvania, and First Hospital Wyoming Valley, a behavioral health facility located in Kingston, Pennsylvania, as well as other outpatient and ancillary services. The total consideration for fixed assets and working capital of Wyoming Valley Health Care System was approximately \$179.1 million, of which \$153.7 million was paid in cash, net of \$14.2 million of cash in acquired bank accounts, and approximately \$25.4 million was assumed in liabilities. This acquisition transaction was accounted for using the purchase method of accounting. This preliminary allocation of the purchase price has been determined by us based upon available information and the allocation is subject to the settlement of the amounts related to purchased working capital. Adjustments to the purchase price allocation are not expected to be material.

Effective April 1, 2009, we acquired from Share Foundation the remaining 50% equity interest in MCSA L.L.C., an entity in which we previously had a 50% unconsolidated noncontrolling interest. We provided MCSA L.L.C. certain management services. This acquisition resulted in us owning a 100% equity interest in that entity. MCSA L.L.C. owns and operates Medical Center of South Arkansas (166 licensed beds) in El Dorado, Arkansas. The purchase price was \$26.0 million in cash. As of the acquisition date, we had a liability to MCSA L.L.C. of \$14.1 million, as a result of a cash management agreement previously entered into with the hospital. Upon completion of the acquisition, this liability was eliminated in consolidation.

Effective February 1, 2009, we completed the acquisition of Siloam Springs Memorial Hospital (74 licensed beds), located in Siloam Springs, Arkansas, from the City of Siloam Springs. The total consideration for this hospital consisted of approximately \$0.1 million paid in cash for working capital and approximately \$1.0 million of assumed liabilities. In connection with this acquisition, we entered into a lease agreement for the existing hospital and agreed to build a replacement facility at this location, with construction required to commence by February 2011 and be completed by February 2013. As security for this obligation, we deposited \$1.6 million into an escrow account at closing and agreed to deposit an additional \$1.6 million by February 1, 2010, which we deposited in January 2010. If the construction of the replacement facility is not completed within the agreed time frame, the escrow balance will be remitted to the City of Siloam Springs. If the construction of the replacement facility is completed within the agreed time frame, the escrow balance will be returned to us.

Effective March 31, 2009, through our subsidiaries Triad-Denton Hospital LLC and Triad-Denton Hospital LP, we completed the settlement of pending litigation, which resulted in the sale of our ownership interest in a partnership, which owned and operated Presbyterian Hospital of Denton (255 licensed beds) in Denton, Texas, to

Table of Contents

Texas Health Resources for \$103.0 million in cash. Also as part of the settlement, our subsidiaries transferred certain hospital related assets to Texas Health Resources.

Sources of Revenue

The following table presents the approximate percentages of net operating revenues derived from Medicare, Medicaid, managed care and other third party payors, and self-pay for the periods indicated. The data for the years presented are not strictly comparable due to the significant effect that hospital acquisitions have had on these statistics.

	Year Ended December 31,		
	2009	2008	2007
Medicare	27.1%	27.5%	29.0%
Medicaid	9.8%	9.1%	10.3%
Managed care and other third party payors	51.9%	52.7%	50.7%
Self pay	11.2%	10.7%	10.0%
Total	<u>100.0%</u>	<u>100.0%</u>	<u>100.0%</u>

Net operating revenues include amounts estimated by management to be reimbursable by Medicare and Medicaid under prospective payment systems and provisions of cost-based reimbursement and other payment methods. In addition, we are reimbursed by non-governmental payors using a variety of payment methodologies. Amounts we receive for treatment of patients covered by these programs are generally less than the standard billing rates. We account for the differences between the estimated program reimbursement rates and the standard billing rates as contractual allowance adjustments, which we deduct from gross revenues to arrive at net operating revenues. Final settlements under some of these programs are subject to adjustment based on administrative review and audit by third parties. We account for adjustments to previous program reimbursement estimates as contractual allowance adjustments and report them in the periods that such adjustments become known. Contractual allowance adjustments related to final settlements and previous program reimbursement estimates impacted net operating revenues and net income by an insignificant amount in each of the years ended December 31, 2009, 2008 and 2007. In the future, we expect the percentage of revenues received from the Medicare program to increase due to the general aging of the population.

The payment rates under the Medicare program for inpatient acute services are based on a prospective payment system, depending upon the diagnosis of a patient's condition. These rates are indexed for inflation annually, although the increases have historically been less than actual inflation. Reductions in the rate of increase in Medicare reimbursement may cause our net operating revenue growth to decline.

In addition, specified managed care programs, insurance companies, and employers are actively negotiating the amounts paid to hospitals. The trend toward increased enrollment in managed care may adversely effect our net operating revenue growth.

Results of Operations

Our hospitals offer a variety of services involving a broad range of inpatient and outpatient medical and surgical services. These include orthopedics, cardiology, occupational medicine, diagnostic services, emergency services, rehabilitation treatment, home care and skilled nursing. The strongest demand for hospital services generally occurs during January through April and the weakest demand for these services occurs during the summer months. Accordingly, eliminating the effect of new acquisitions, our net operating revenues and earnings are historically highest during the first quarter and lowest during the third quarter.

Table of Contents

The following tables summarize, for the periods indicated, selected operating data.

	Year Ended December 31,		
	2009	2008	2007
	(Expressed as a percentage of net operating revenues)		
Consolidated (a)			
Net operating revenues	100.0%	100.0%	100.0%
Operating expenses (b)	(86.5)	(86.5)	(89.0)
Depreciation and amortization	(4.7)	(4.6)	(4.4)
Income from operations	8.8	8.9	6.6
Interest expense, net	(5.4)	(6.0)	(5.1)
Gain (loss) from early extinguishment of debt (c)	—	—	(0.4)
Equity in earnings of unconsolidated affiliates	0.3	0.4	0.4
Income from continuing operations before income taxes	3.7	3.3	1.5
Provision for income taxes	(1.2)	(1.2)	(0.6)
Income from continuing operations	2.5	2.1	0.9
Income (loss) from discontinued operations, net of tax	—	0.2	(0.3)
Net income	2.5	2.3	0.6
Less: Net income attributable to noncontrolling interests	(0.5)	(0.3)	(0.2)
Net income attributable to Community Health Systems, Inc.	<u>2.0%</u>	<u>2.0%</u>	<u>0.4%</u>

	Year Ended December 31,	
	2009	2008
	(Expressed in percentages)	
Percentage increase from same period prior year(a):		
Net operating revenues	10.9%	53.9%
Admissions	3.6	45.0
Adjusted admissions(d)	5.6	42.8
Average length of stay	—	—
Net income attributable to Community Health Systems, Inc. (e)	11.4	620.7
Same-store percentage increase (decrease) from same period prior year(a)(f):		
Net operating revenues	5.9%	6.4%
Admissions	(1.5)	1.8
Adjusted admissions(d)	0.7	2.1

(a) We have restated our 2008 and 2007 financial statements and statistical results to include a hospital and related businesses, which were previously reported as discontinued operations and are now included in continuing operations.

(b) Operating expenses include salaries and benefits, provision for bad debts, supplies, rent, and other operating expenses.

Table of Contents

- (c) Gain (loss) from early extinguishment of debt was less than 0.1% for the years ended December 31, 2009 and 2008.
- (d) Adjusted admissions is a general measure of combined inpatient and outpatient volume. We computed adjusted admissions by multiplying admissions by gross patient revenues and then dividing that number by gross inpatient revenues.
- (e) Includes income or loss from discontinued operations.
- (f) Includes acquired hospitals to the extent we operated them in both years.

Year Ended December 31, 2009 Compared to Year Ended December 31, 2008

Net operating revenues increased by 10.9% to approximately \$12.1 billion in 2009, from approximately \$10.9 billion in 2008. Growth from hospitals owned throughout both periods contributed \$639 million of that increase and \$550 million was contributed by hospitals acquired in 2009 and 2008. On a same-store basis, net operating revenues increased 5.9%. The increase from hospitals that we owned throughout both periods was primarily attributable to higher acuity level of services provided and outpatient growth, along with rate increases and favorable payor mix. These improvements were partially offset by the stronger flu and respiratory season during the year ended December 31, 2008, as compared to the year ended December 31, 2009, and the extra day from the leap year in 2008.

On a consolidated basis, inpatient admissions increased by 3.6% and adjusted admissions increased by 5.6%. On a same-store basis, inpatient admissions decreased by 1.5% during the year ended December 31, 2009. This decrease in inpatient admissions was due primarily to the strong flu and respiratory season during the year ended December 31, 2008, which did not recur during 2009, the 2008 period having one additional day because it was a leap year, and the impact of closing certain less profitable services.

Operating expenses, excluding depreciation and amortization, as a percentage of net operating revenues, remained consistent at 86.5% for 2008 and 2009. Salaries and benefits, as a percentage of net operating revenues, remained consistent at 40.0% for 2008 and 2009. Provision for bad debts, as a percentage of net revenues, increased from 11.2% in 2008 to 12.1% in 2009. This increase in the provision for bad debts primarily represents an increase in self-pay revenues over the comparable period of 2008 due to increased charges and the impact of current economic conditions on individuals' ability to pay. Supplies, as a percentage of net operating revenues, decreased from 14.0% in 2008 to 13.9% in 2009. Rent and other operating expenses, as a percentage of net operating revenues, decreased from 21.3% in 2008 to 20.5% in 2009. This decrease in rent and other operating expenses is due primarily to reductions in contract labor. As part of our acquisition of Triad, we acquired noncontrolling ownership interests in several hospitals. Our percentage of ownership interests in these joint ventures provided earnings of 0.3% in 2009 compared to 0.4% in 2008 of net operating revenues. Prior to the Triad acquisition, we did not have any material noncontrolling investments in joint ventures.

Depreciation and amortization increased from 4.6% of net operating revenues in 2008 to 4.7% of net operating revenues in 2009. The increase in depreciation and amortization as a percentage of net operating revenues is primarily due to the opening of three replacement hospitals in the second and third quarters of 2008.

Interest expense, net, decreased by \$3.5 million from \$652.5 million in 2008, to \$649.0 million in 2009. A decrease in interest rates during the year ended December 31, 2009, compared to the year ended December 31, 2008, accounted for \$9.9 million of this decrease. In addition, we incurred an additional \$1.8 million of interest expense in 2008, which was not incurred in 2009, since 2008 was a leap year. These decreases were offset by an increase in our average outstanding debt during the year ended December 31, 2009, compared to December 31, 2008, which resulted in a \$2.8 million increase in interest expense. Additionally, interest expense increased by \$5.4 million as a result of more of the interest during the year ended December 31, 2008 being capitalized interest due to more major construction projects during that period, compared to the year ended December 31, 2009.

Impairment of long-lived and other assets of \$12.5 million in 2009 and \$5.0 million in 2008 resulted from our assessment of the recoverability of these assets.

Table of Contents

The net results of the above mentioned changes resulted in income from continuing operations before income taxes increasing \$87.1 million from \$359.0 million in 2008 to \$446.1 million for 2009.

Provision for income taxes from continuing operations increased from \$125.3 million in 2008 to \$141.3 million in 2009 due to the increase in income from continuing operations before income taxes. Our effective tax rates were 31.7% and 34.9% for the years ended December 31, 2009 and 2008, respectively. The decrease in our effective tax rate is primarily a result of the recognition of a tax benefit of \$3.0 million from adjustments and revaluation of deferred income tax accounts and a decrease in our effective state tax rate.

Income from continuing operations as a percentage of net operating revenues increased from 2.1% in 2008 to 2.5% in 2009. Net income as a percentage of net operating revenues increased from 2.3% in 2008 to 2.5% in 2009. The increase in income from continuing operations as a percentage of net operating revenues is primarily due to the decrease in interest expense as a percentage of net operating revenues, discussed above.

Net income attributable to noncontrolling interests as a percentage of net operating revenues increased from 0.3% for the year ended December 31, 2008 to 0.5% for the year ended December 31, 2009. The increase in net income attributable to noncontrolling interests is due primarily to additional syndications entered into throughout 2008 and 2009.

Net income attributable to Community Health Systems, Inc. was \$243.2 million in 2009 compared to \$218.3 million for 2008, an increase of 11.4%. The increase in net income attributable to Community Health Systems, Inc. is reflective of the increase in net operating revenues while maintaining substantially the same profit margin levels as discussed above.

Year Ended December 31, 2008 Compared to Year Ended December 31, 2007

Net operating revenues increased by 53.9% to approximately \$10.9 billion in 2008, from approximately \$7.1 billion in 2007. Growth from hospitals owned throughout both periods, including the former Triad Hospitals, contributed approximately \$3.6 billion of that increase and \$219 million was contributed by hospitals acquired in 2008 and 2007. On a same-store basis, net operating revenues increased 6.4%. The increase from hospitals that we owned throughout both periods was attributable to volume increases, rate increases, payor mix and the acuity level of services provided.

On a consolidated basis inpatient admissions increased by 45.0% and adjusted admissions increased by 42.8%. On a same-store basis, inpatient admissions increased by 1.8% during the year ended December 31, 2008. This increase in inpatient admissions was due primarily to the strong flu and respiratory season during the year ended December 31, 2008 and the 2008 period having one additional day because it was a leap year.

Operating expenses, excluding depreciation and amortization, as a percentage of net operating revenues, decreased from 89.0% in 2007 to 86.5% in 2008. Salaries and benefits, as a percentage of net operating revenues, decreased from 40.8% in 2007 to 40.0% in 2008, primarily as a result of efficiency improvements realized at hospitals owned throughout both periods. These improvements were partially offset by an increase in the number of employed physicians as well as an increase in salaries for certain IT employees who were previously treated as leased employees with related expense previously being included in other operating expense. Provision for bad debts, as a percentage of net revenues, decreased from 12.5% in 2007 to 11.2% in 2008, due primarily to \$70.1 million of additional bad debt expense recorded as a change in estimate to increase the allowance for doubtful accounts in 2007. Supplies, as a percentage of net operating revenues, increased from 13.3% in 2007 to 14.0% in 2008, primarily the result of the acquisition of the former Triad hospitals whose higher acuity of services resulted in higher supply costs than our other hospitals taken collectively, offsetting improvements from greater utilization of and improved pricing under our purchasing program. Rent and other operating expenses, as a percentage of net operating revenues, decreased from 22.4% in 2007 to 21.3% in 2008, primarily as a result of the hospitals acquired from Triad having lower rent expense as a percentage of net operating revenues. As part of our acquisition of Triad, we acquired noncontrolling ownership interests in several hospitals. Our percentage of ownership interests in these joint ventures provided earnings of 0.4% of net operating revenues during both of the years ended December 31, 2008 and 2007. Prior to the Triad acquisition, we did not have any material noncontrolling investments in joint ventures.

Table of Contents

Depreciation and amortization increased from 4.4% of net operating revenues in 2007 to 4.6% of net operating revenues in 2008.

Interest expense, net, increased by \$290.4 million from \$362.1 million in 2007, to \$652.5 million in 2008. The primary reason for the increase in interest expense is the increase in our average outstanding debt during the year ended December 31, 2008, as compared to the year ended December 31, 2007, resulting in an additional \$309.7 million of interest expense. Interest expense for the year ended December 31, 2008 includes a full year of interest expense from borrowings under our Credit Facility and the issuance of Notes in connection with the acquisition of Triad in 2007. Since 2008 was a leap year, one additional day in the year resulted in \$1.8 million of the increase in interest expense. These increases were offset by a decrease in interest expense of \$3.1 million as a result of more of the interest during the year ended December 31, 2008 being capitalized interest due to more major construction projects during that period, compared to the year ended December 31, 2007. In addition, a decrease in our effective interest rate during the year ended December 31, 2008, as compared to the year ended December 31, 2007, resulted in a decrease in interest expense of \$18.0 million.

The net results of the above mentioned changes resulted in income from continuing operations before income taxes increasing \$251.7 million from \$107.3 million in 2007 to \$359.0 million for 2008.

Provision for income taxes from continuing operations increased from \$39.9 million in 2007 to \$125.3 million in 2008 due to the increase in income from continuing operations before income taxes. Our effective tax rates were 34.9% and 37.2% for the years ended December 31, 2008 and 2007, respectively. The decrease in our effective tax rate is primarily a result of a decrease in our effective state tax rate.

Income from continuing operations as a percentage of net operating revenues increased from 0.9% in 2007 to 2.1% in 2008. Net income as a percentage of net operating revenues increased from 0.6% in 2007 to 2.3% in 2008. The increase in income from continuing operations as a percentage of net operating revenues is primarily due to the impact of the net decrease in expenses, as a percentage of net revenues, discussed above.

Net income attributable to noncontrolling interests as a percentage of net operating revenues was 0.3% for the year ended December 31, 2008, compared to 0.2% for the year ended December 31, 2007.

Net income attributable to Community Health Systems, Inc. was \$218.3 million in 2008 compared to \$30.3 million for 2007, an increase of 620.7%. The increase in net income attributable to Community Health Systems, Inc. is reflective of the impact of the net decrease in expenses discussed above, including the effect of the change in estimate that increased bad debt expense in 2007.

Table of Contents

Liquidity and Capital Resources

2009 Compared to 2008

Net cash provided by operating activities increased \$19.8 million, from approximately \$1.1 billion for the year ended December 31, 2008 to approximately \$1.1 billion for the year ended December 31, 2009. The increase is due to an increase in cash flows from net income of \$53.6 million and an increase in non-cash depreciation and amortization expense of \$59.8 million and an increase in cash generated from accounts receivable of \$108.0 million, a result of the reduction in days revenue outstanding. These increases in cash flows outstanding were offset by decreases in cash flows from accounts payable, accrued liabilities and income taxes of \$33.8 million, primarily as a result of the timing of payments and an increase in cash paid for income taxes during 2009. Also, other non-cash expenses decreased \$83.5 million, primarily attributable to a reduction in deferred income tax expense resulting in a reduction to cash flows, and cash flows generated from the change in all other assets and liabilities decreased \$84.3 million.

The cash used in investing activities was \$867.2 million for the year ended December 31, 2009, compared to \$665.5 million for the year ended December 31, 2008. The increase in cash used in investing activities, in comparison to the prior year, is primarily attributable to an increase in acquisitions of facilities and other related equipment of \$101.9 million, a reduction in the amount of proceeds from the disposition of hospitals and other ancillary operations of \$276.1 million due to the sale of one hospital in 2009 versus the sale of 11 hospitals in 2008, a reduction in the amount of the proceeds from sale of property and equipment of \$9.4 million. This increase in cash used in investing activities was offset by a reduction in the amount of purchases of property and equipment of \$115.3 million and a net decrease in other non-operating assets of \$70.4 million, primarily attributable to a decrease in cash invested in our captive insurance subsidiary, a decrease in cash used for physician recruiting and a decrease in cash used for software related expenditures. We anticipate being able to fund future routine capital expenditures with cash flows generated from operations.

In 2009, our net cash used in financing activities decreased \$218.6 million from \$304.0 million in 2008 to \$85.4 million in 2009, primarily due to an increase in borrowing under our Credit Facility. In January 2009, we drew down the remaining \$200 million of the delayed draw term loan.

In 2008, we used \$90.0 million for the repurchase of 4,786,609 shares of our outstanding common stock on the open market. We believed this to be a prudent use of cash as a result of the severely depressed stock price. Our Credit Facility limits our ability to pay dividends and/or repurchase stock and the Notes to an amount not to exceed \$400 million in the aggregate (but not in excess of \$200 million unless we receive confirmation from Moody's and S&P that dividends or repurchases would not result in a downgrade, qualification or withdrawal of the then corporate credit rating). The indenture governing our Notes also limits our ability to pay dividends and/or repurchase stock in an amount higher than permitted by our Credit Facility. As of December 31, 2009, under the most restrictive test under these agreements, we have approximately \$100 million remaining available with which to pay permitted dividends and/or make stock and Note repurchases.

With the exception of some small principal payments of our term loans under our Credit Facility, representing less than 1% of the outstanding balance each year through 2013, the term loans under our Credit Facility mature in 2014 and our Notes are not due until 2015. We believe this four to five year period before final maturity allows sufficient time for the current financial environment to improve and permits us to make favorable changes, including refinancing, to our debt structure. Furthermore, we do not anticipate the need to use funds currently available under our Credit Facility for purposes of funding our operations, although these funds could be used for the purpose of making further acquisitions or for restructuring our existing debt. Furthermore, we anticipate we will remain in compliance with our debt covenants through the next 12 months and beyond into the foreseeable future.

Table of Contents

As described in Notes 6, 9 and 15 of the Notes to Consolidated Financial Statements, at December 31, 2009, we had certain cash obligations, which are due as follows (*in thousands*):

	<u>Total</u>	<u>2010</u>	<u>2011-2013</u>	<u>2014-2015</u>	<u>2016 and thereafter</u>
Long Term Debt	\$ 6,089,862	\$ 59,994	\$ 145,222	\$ 5,862,736	\$ 21,910
Senior Notes	2,784,331	—	—	2,784,331	—
Interest on Bank Facility and Notes(1)	2,057,292	400,140	1,194,089	463,063	—
Capital Leases, including interest	49,777	8,399	12,436	5,653	23,289
Total Long-Term Debt	10,981,262	468,533	1,351,747	9,115,783	45,199
Operating Leases	927,106	176,755	375,135	155,362	219,854
Replacement Facilities and Other					
Capital Commitments (2)	594,440	127,936	379,326	50,000	37,178
Open Purchase Orders (3)	201,078	201,078	—	—	—
Liability for uncertain tax positions, including interest and penalties	8,869	7,194	1,675	—	—
Total	<u>\$ 12,712,755</u>	<u>\$ 981,496</u>	<u>\$ 2,107,883</u>	<u>\$ 9,321,145</u>	<u>\$ 302,231</u>

- (1) Estimate of interest payments assumes the interest rates at December 31, 2009 remain constant during the period presented for the Credit Facility, which is variable rate debt. The interest rate used to calculate interest payments for the Credit Facility was LIBOR as of December 31, 2009 plus the spread. The Notes are fixed at an interest rate of 8.875% per annum.
- (2) Pursuant to purchase agreements in effect as of December 31, 2009 and where CON approval has been obtained, we have commitments to build the following replacement facilities and the following capital commitments. As required by an amendment to our lease agreement entered into in 2005, we agreed to build a replacement hospital at our Barstow, California location by November 2012. As part of an acquisition in 2007, we agreed to build a replacement hospital in Valparaiso, Indiana by April 2011. As part of an acquisition in 2009, we agreed to build a replacement hospital in Siloam Springs, Arkansas by February 2013. Construction costs, including equipment costs, for these three replacement facilities are currently estimated to be approximately \$310.0 million of which approximately \$12.6 million has been incurred to date. In addition, under other purchase agreements, we have committed to spend approximately \$468.5 million for costs such as capital improvements, equipment, selected leases and physician recruiting. These commitments are required to be fulfilled generally over a five to seven year period after acquisition. Through December 31, 2009, we have incurred approximately \$171.4 million related to these commitments.
- (3) Open purchase orders represent our commitment for items ordered but not yet received.

At December 31, 2009, we had issued letters of credit primarily in support of potential insurance related claims and specified outstanding bonds of approximately \$90.0 million.

Our debt as a percentage of total capitalization decreased from 85% at December 31, 2008 to 82% for December 31, 2009.

2008 Compared to 2007

Net cash provided by operating activities increased \$368.1 million from \$688.4 million for the year ended December 31, 2007 to approximately \$1.1 billion for the year ended December 31, 2008. This increase is due to an increase in cash flow from net income of \$208.0 million, increases in cash flows from other assets of \$37.4 million and a net increase in non-cash expenses of \$306.1 million, of which \$174.1 million was related to depreciation and \$199.8 million related to deferred income taxes. These cash flow increases were offset by decreases in cash flows from supplies, prepaid expenses and other current assets of \$2.7 million, accounts receivable of \$178.3 million and accounts payable, accrued liabilities and income taxes of \$2.4 million. The decrease in income taxes was primarily a result of a prior year prepaid tax position which was used to offset taxes owed during the current year.

Table of Contents

The use of cash in investing activities decreased approximately \$6.8 billion from approximately \$7.5 billion in 2007 to \$665.5 million in 2008, primarily as a result of the Triad acquisition occurring in 2007. The purchase of property and equipment in 2008 increased \$169.4 million from \$522.8 million in 2007 to \$692.2 million in 2008. This increase reflects the increased number of hospitals owned by us after the acquisition of Triad.

In 2008, our net cash provided by financing activities decreased approximately \$7.2 billion from approximately \$6.9 billion in 2007 to a net cash used in financing activities of \$304.0 million in 2008, primarily due to borrowings under our Credit Facility and issuance of Notes in connection with the acquisition of Triad in 2007. During the fourth quarter of 2008, \$100 million of delayed draw term loans had been drawn by us.

Capital Expenditures

Cash expenditures for purchases of facilities were \$263.8 million in 2009, \$161.9 million in 2008 and approximately \$7.0 billion in 2007. Our expenditures in 2009 included \$182.2 million for the purchase of two hospitals and the remaining equity in a hospital in which we previously had a noncontrolling interest, \$72.3 million for the purchase of clinics, surgery centers and physician practices, and \$9.3 million for the settlement of acquired working capital. Our expenditures in 2008 included \$149.1 million for the purchase of two hospitals and \$12.8 million for the purchase of physician practices and a home care agency. Our expenditures in 2007 included approximately \$6.9 billion for the purchase of Triad, \$133.7 million for the purchase of two additional hospitals, \$3.4 million for the purchase of physician practices, \$7.7 million for equipment to integrate acquired hospitals and \$8.5 million for the settlement of acquired working capital.

Excluding the cost to construct replacement hospitals, our cash expenditures for routine capital for 2009 totaled \$572.1 million compared to \$569.4 million in 2008, and \$344.1 million in 2007. These capital expenditures related primarily to the purchase of additional equipment, minor renovations and information systems infrastructure. Costs to construct replacement hospitals totaled \$4.8 million in 2009, \$122.8 million in 2008 and \$178.7 million in 2007. The costs to construct replacement hospitals for year ended December 31, 2009 represent planning costs for future construction projects since there were no replacement hospitals under construction at year ended December 31, 2009. In 2008, we completed construction of and opened three replacement hospitals, accounting for the higher costs incurred during the year ended December 31, 2008.

Pursuant to hospital purchase agreements in effect as of December 31, 2009, as part of an acquisition in 2007, we agreed to build a replacement hospital in Valparaiso, Indiana by April 2011 and as part of an acquisition in 2009, we agreed to build a replacement hospital in Siloam Springs, Arkansas by February 2013. Also as required by an amendment to a lease agreement entered into in 2005, we agreed to build a replacement facility at Barstow Community Hospital in Barstow, California. Estimated construction costs, including equipment costs, are approximately \$310.0 million for these three replacement facilities. We expect total capital expenditures of approximately \$650 to \$750 million in 2010 (which includes amounts which are required to be expended pursuant to the terms of hospital purchase agreements), including approximately \$595 to \$690 million for renovation and equipment cost and approximately \$55 to \$60 million for construction and equipment cost of the replacement hospitals.

Capital Resources

Net working capital was approximately \$1.2 billion at December 31, 2009 compared to approximately \$1.1 billion at December 31, 2008, an increase of \$121 million. This increase was primarily attributable to an increase in working capital attributable to the acquisition of Siloam Springs Memorial Hospital, Wyoming Valley Health Care System and a controlling equity interest in MCSA L.L.C., the entity that owns and operates the Medical Center of South Arkansas in El Dorado, Arkansas, and an increase in cash as a result of cash flows from operations.

Table of Contents

In connection with the consummation of the Triad acquisition in July 2007, we obtained approximately \$7.2 billion of senior secured financing under a Credit Facility with a syndicate of financial institutions led by Credit Suisse, as administrative agent and collateral agent. The Credit Facility consists of an approximately \$6.1 billion funded term loan facility with a maturity of seven years, a \$300 million delayed draw term loan facility (reduced by us from \$400 million) with a maturity of seven years and a \$750 million revolving credit facility with a maturity of six years. During the fourth quarter of 2008, \$100 million of the delayed draw term loan had been drawn down by us reducing the delayed draw term loan availability to \$200 million at December 31, 2008. In January 2009, we drew down the remaining \$200 million of the delayed draw term loan. The revolving credit facility also includes a subfacility for letters of credit and a swingline subfacility. The Credit Facility requires quarterly amortization payments of each term loan facility equal to 0.25% of the outstanding amount of the term loans, if any, with the outstanding principal balance payable on July 25, 2014.

The term loan facility must be prepaid in an amount equal to (1) 100% of the net cash proceeds of certain asset sales and dispositions by us and our subsidiaries, subject to certain exceptions and reinvestment rights, (2) 100% of the net cash proceeds of issuances of certain debt obligations or receivables based financing by us and our subsidiaries, subject to certain exceptions, and (3) 50%, subject to reduction to a lower percentage based on our leverage ratio (as defined in the Credit Facility generally as the ratio of total debt on the date of determination to our EBITDA, as defined, for the four quarters most recently ended prior to such date), of excess cash flow (as defined) for any year, commencing in 2008, subject to certain exceptions. Voluntary prepayments and commitment reductions are permitted in whole or in part, without any premium or penalty, subject to minimum prepayment or reduction requirements.

The obligor under the Credit Facility is CHS/Community Health Systems, Inc., or CHS, a wholly-owned subsidiary of Community Health Systems, Inc. All of our obligations under the Credit Facility are unconditionally guaranteed by Community Health Systems, Inc. and certain existing and subsequently acquired or organized domestic subsidiaries. All obligations under the Credit Facility and the related guarantees are secured by a perfected first priority lien or security interest in substantially all of the assets of Community Health Systems, Inc., CHS and each subsidiary guarantor, including equity interests held by us or any subsidiary guarantor, but excluding, among others, the equity interests of non-significant subsidiaries, syndication subsidiaries, securitization subsidiaries and joint venture subsidiaries.

The loans under the Credit Facility bear interest on the outstanding unpaid principal amount at a rate equal to an applicable percentage plus, at our option, either (a) an Alternate Base Rate (as defined) determined by reference to the greater of (1) the Prime Rate (as defined) announced by Credit Suisse or (2) the Federal Funds Effective Rate (as defined) plus one-half of 1.0%, or (b) a reserve adjusted London interbank offered rate for dollars (Eurodollar rate) (as defined). The applicable percentage for term loans is 1.25% for Alternate Base Rate loans and 2.25% for Eurodollar rate loans. The applicable percentage for revolving loans was initially 1.25% for Alternate Base Rate revolving loans and 2.25% for Eurodollar revolving loans, in each case subject to reduction based on our leverage ratio. Loans under the swingline subfacility bear interest at the rate applicable to Alternate Base Rate loans under the revolving credit facility.

We have agreed to pay letter of credit fees equal to the applicable percentage then in effect with respect to Eurodollar rate loans under the revolving credit facility times the maximum aggregate amount available to be drawn under all letters of credit outstanding under the subfacility for letters of credit. The issuer of any letter of credit issued under the subfacility for letters of credit will also receive a customary fronting fee and other customary processing charges. We were initially obligated to pay commitment fees of 0.50% per annum (subject to reduction based upon our leverage ratio), on the unused portion of the revolving credit facility. For purposes of this calculation, swingline loans are not treated as usage of the revolving credit facility. With respect to the delayed draw term loan facility, we were also obligated to pay commitment fees of 0.50% per annum for the first nine months after the close of the Credit Facility and 0.75% per annum for the next three months after such nine-month period and thereafter 1.0% per annum. In each case, the commitment fee was based on the unused amount of the delayed draw term loan facility. After the draw down of the remaining \$200 million of the delayed draw term loan in January 2009, we no longer pay any commitment fees for the delayed draw term loan facility. We also paid arrangement fees on the closing of the Credit Facility and pay an annual administrative agent fee.

Table of Contents

The Credit Facility contains customary representations and warranties, subject to limitations and exceptions, and customary covenants restricting our and our subsidiaries' ability to, among other things and subject to various exceptions, (1) declare dividends, make distributions or redeem or repurchase capital stock, (2) prepay, redeem or repurchase other debt, (3) incur liens or grant negative pledges, (4) make loans and investments and enter into acquisitions and joint ventures, (5) incur additional indebtedness or provide certain guarantees, (6) make capital expenditures, (7) engage in mergers, acquisitions and asset sales, (8) conduct transactions with affiliates, (9) alter the nature of our businesses, (10) grant certain guarantees with respect to physician practices, (11) engage in sale and leaseback transactions or (12) change our fiscal year. We and our subsidiaries are also required to comply with specified financial covenants (consisting of a leverage ratio and an interest coverage ratio) and various affirmative covenants.

Events of default under the Credit Facility include, but are not limited to, (1) our failure to pay principal, interest, fees or other amounts under the credit agreement when due (taking into account any applicable grace period), (2) any representation or warranty proving to have been materially incorrect when made, (3) covenant defaults subject, with respect to certain covenants, to a grace period, (4) bankruptcy events, (5) a cross default to certain other debt, (6) certain undischarged judgments (not paid within an applicable grace period), (7) a change of control, (8) certain ERISA-related defaults and (9) the invalidity or impairment of specified security interests, guarantees or subordination provisions in favor of the administrative agent or lenders under the Credit Facility.

As of December 31, 2009, the availability for additional borrowings under our Credit Facility was approximately \$750 million pursuant to the revolving credit facility, of which \$90.0 million was set aside for outstanding letters of credit. We believe that these funds, along with internally generated cash and continued access to the bank credit and capital markets, will be sufficient to finance future acquisitions, capital expenditures and working capital requirements through the next 12 months and into the foreseeable future.

During the year ended December 31, 2008, we repurchased on the open market and cancelled \$110.5 million of principal amount of the Notes. This resulted in a net gain from early extinguishment of debt of \$2.5 million with an after-tax impact of \$1.6 million.

During the year ended December 31, 2009, we repurchased on the open market and cancelled \$126.5 million of principal amount of the Notes. This resulted in a net gain from early extinguishment of debt of \$2.7 million with an after-tax impact of \$1.7 million.

On April 2, 2009, we paid down \$110.4 million of our term loans under the Credit Facility. Of this amount, \$85.0 million was paid down as required under the terms of the Credit Facility with the net proceeds received from the sale of the ownership interest in the partnership that owned and operated Presbyterian Hospital of Denton. This resulted in a loss from early extinguishment of debt of \$1.1 million with an after-tax impact of \$0.7 million recorded in discontinued operations for the year ended December 31, 2009. The remaining \$25.4 million was paid on the term loans as required under the terms of the Credit Facility with the net proceeds received from the sale of various other assets. This resulted in a loss from early extinguishment of debt of \$0.3 million with an after-tax impact of \$0.2 million recorded in continuing operations for the year ended December 31, 2009.

As of December 31, 2009, we are currently a party to the following interest rate swap agreements to limit the effect of changes in interest rates on approximately 89% of our variable rate debt. On each of these swaps, we received a variable rate of interest based on the three-month London Inter-Bank Offer Rate ("LIBOR"), in exchange for the payment by us of a fixed rate of interest. We currently pay, on a quarterly basis, a margin above LIBOR of 225 basis points for revolving credit and term loans under the Credit Facility.

Table of Contents

<u>Swap #</u>	<u>Notional Amount (in 000's)</u>	<u>Fixed Interest Rate</u>	<u>Termination Date</u>	<u>Fair Value (in 000's)</u>
1	\$ 200,000	2.8800%	September 17, 2010	\$ (3,655)
2	100,000	4.9360%	October 4, 2010	(3,630)
3	100,000	4.7090%	January 24, 2011	(4,343)
4	300,000	5.1140%	August 8, 2011	(19,843)
5	100,000	4.7185%	August 19, 2011	(6,033)
6	100,000	4.7040%	August 19, 2011	(6,009)
7	100,000	4.6250%	August 19, 2011	(5,874)
8	200,000	4.9300%	August 30, 2011	(12,961)
9	200,000	3.0920%	September 18, 2011	(6,709)
10	100,000	3.0230%	October 23, 2011	(3,323)
11	200,000	4.4815%	October 26, 2011	(12,151)
12	200,000	4.0840%	December 3, 2011	(11,135)
13	100,000	3.8470%	January 4, 2012	(5,193)
14	100,000	3.8510%	January 4, 2012	(5,201)
15	100,000	3.8560%	January 4, 2012	(5,211)
16	200,000	3.7260%	January 8, 2012	(9,914)
17	200,000	3.5065%	January 16, 2012	(9,034)
18	250,000	5.0185%	May 30, 2012	(20,877)
19	150,000	5.0250%	May 30, 2012	(12,638)
20	200,000	4.6845%	September 11, 2012	(15,831)
21	100,000	3.3520%	October 23, 2012	(4,299)
22	125,000	4.3745%	November 23, 2012	(8,981)
23	75,000	4.3800%	November 23, 2012	(5,439)
24	150,000	5.0200%	November 30, 2012	(13,694)
25	200,000	2.2420%	February 28, 2013	1,219 ^(b)
26	100,000	5.0230%	May 30, 2013	(9,575)
27	300,000	5.2420%	August 6, 2013	(31,724)
28	100,000	5.0380%	August 30,	(9,887)

29	50,000	3.5860%	2013 October 23, 2013	(2,282)
30	50,000	3.5240%	October 23, 2013	(2,165)
31	100,000	5.0500%	November 30, 2013	(10,077)
32	200,000	2.0700%	December 19, 2013	3,000
33	100,000	5.2310%	July 25, 2014	(11,157)
34	100,000	5.2310%	July 25, 2014	(11,157)
35	200,000	5.1600%	July 25, 2014	(21,694)
36	75,000	5.0405%	July 25, 2014	(7,744)
37	125,000	5.0215%	July 25, 2014	(12,803)
38	100,000	2.6210%	July 25, 2014	259
39	100,000	3.1100%	July 25, 2014	89 ⁽²⁾
40	100,000	3.2580%	July 25, 2014	153 ⁽³⁾
41	100,000	3.0050%	November 30, 2016	2,458

- (1) This interest rate swap becomes effective September 17, 2010, concurrent with the termination of swap #1.
- (2) This interest rate swap becomes effective October 4, 2010, concurrent with the termination of swap #2.
- (3) This interest rate swap becomes effective January 24, 2011, concurrent with the termination of swap #3.

Table of Contents

The Credit Facility and/or the Notes contain various covenants that limit our ability to take certain actions including; among other things, our ability to:

- incur, assume or guarantee additional indebtedness;
- issue redeemable stock and preferred stock;
- repurchase capital stock;
- make restricted payments, including paying dividends and making investments;
- redeem debt that is junior in right of payment to the notes;
- create liens without securing the notes;
- sell or otherwise dispose of assets, including capital stock of subsidiaries;
- enter into agreements that restrict dividends from subsidiaries;
- merge, consolidate, sell or otherwise dispose of substantial portions of our assets;
- enter into transactions with affiliates; and
- guarantee certain obligations.

In addition, our Credit Facility contains restrictive covenants and requires us to maintain specified financial ratios and satisfy other financial condition tests. Our ability to meet these restricted covenants and financial ratios and tests can be affected by events beyond our control, and we cannot assure you that we will meet those tests. A breach of any of these covenants could result in a default under our Credit Facility and/or the Notes. Upon the occurrence of an event of default under our Credit Facility or the Notes, all amounts outstanding under our Credit Facility and the Notes may become due and payable and all commitments under the Credit Facility to extend further credit may be terminated.

We believe that internally generated cash flows, availability for additional borrowings under our Credit Facility of \$750 million (consisting of a \$750 million revolving credit facility) and our ability to add up to \$300 million of borrowing capacity from receivable transactions (including securitizations) and continued access to the bank credit and capital markets will be sufficient to finance acquisitions, capital expenditures and working capital requirements through the next 12 months. We believe these same sources of cash flows, borrowings under our Credit Facility as well as access to bank credit and capital markets will be available to us beyond the next 12 months and into the foreseeable future. On December 22, 2008, we filed a universal automatic shelf registration statement on Form S-3ASR that will permit us, from time to time, in one or more public offerings, to offer debt securities, common stock, preferred stock, warrants, depositary shares, or any combination of such securities. The shelf registration statement will also permit our subsidiary, CHS, to offer debt securities that would be guaranteed by us, from time to time in one or more public offerings. The terms of any such future offerings would be established at the time of the offering.

Off-balance sheet arrangements

Our consolidated operating results for the years ended December 31, 2009 and 2008, included \$286.6 million and \$282.0 million, respectively, of net operating revenues and \$18.1 million and \$18.4 million, respectively, of income from continuing operations, generated from seven hospitals operated by us under operating lease arrangements. In accordance with accounting principles generally accepted in the United States of America, or U.S. GAAP, the respective assets and the future lease obligations under these arrangements are not recorded in our consolidated balance sheet. Lease payments under these arrangements are included in rent expense and totaled approximately \$16.5 million and \$16.7 million for the years ended December 31, 2009 and 2008, respectively. The current terms of these operating leases expire between June 2012 and December 2020, not including lease extension options. If we allow these leases to expire, we would no longer generate revenues nor incur expenses from these hospitals.

Table of Contents

In the past, we have utilized operating leases as a financing tool for obtaining the operations of specified hospitals without acquiring, through ownership, the related assets of the hospital and without a significant outlay of cash at the front end of the lease. We utilize the same operating strategies to improve operations at those hospitals held under operating leases as we do at those hospitals that we own. We have not entered into any operating leases for hospital operations since December 2000.

As described more fully in Note 15 of the Notes to Consolidated Financial Statements, at December 31, 2009, we have certain cash obligations for replacement facilities and other construction commitments of \$594.4 million and open purchase orders for \$201.1 million.

Noncontrolling Interests

We have sold noncontrolling interests in certain of our subsidiaries or acquired subsidiaries with existing noncontrolling interest ownership positions. As of December 31, 2009, we have hospitals in 23 of the markets we serve, with noncontrolling physician ownership interests ranging from less than 1% to 40%, including one hospital that also had a non-profit entity as a partner. In addition, we own three other hospitals with noncontrolling interests owned by non-profit entities. During 2009, we sold noncontrolling interests in six of our hospitals, including additional noncontrolling interests in hospitals with existing physician ownership, for total consideration of \$19.3 million. During 2008, we sold noncontrolling interests in seven of our hospitals, including additional noncontrolling interests in hospitals with existing physician ownership, for total consideration of \$82.1 million. Effective June 1, 2009, we acquired from Akron General Medical Center the remaining 20% noncontrolling interest in Massillon Community Health System, LLC not then owned by us. This entity indirectly owns and operates Affinity Medical Center of Massillon, Ohio. The purchase price for this noncontrolling interest was \$1.1 million in cash. Affinity Medical Center is now wholly-owned by us. Effective June 30, 2008, we acquired the remaining 35% noncontrolling interest in Affinity Health Systems, LLC which indirectly owns and operates Trinity Medical Center (560 licensed beds) in Birmingham, Alabama, from Baptist Health Systems, Inc. of Birmingham, Alabama ("Baptist"), giving us 100% ownership of that facility. The purchase price to acquire this interest was \$51.5 million in cash and the cancellation of a promissory note issued by Baptist to Affinity Health Systems, LLC in the original principal amount of \$32.8 million. Effective November 14, 2008, we acquired from Willamette Community Health Solutions all of its noncontrolling interest in MWMC Holdings, LLC, which indirectly owns a controlling interest in and operates McKenzie-Willamette Medical Center of Springfield, Oregon. This acquisition resulted from a put right held by Willamette Community Health Solutions in connection with the 2003 transaction establishing the joint venture. The purchase price for this noncontrolling interest was \$22.7 million in cash. Physicians affiliated with Oregon Health Resources, Inc. continue to own a noncontrolling interest in the hospital. Redeemable noncontrolling interests in equity of consolidated subsidiaries was \$368.9 million and \$348.8 million as of December 31, 2009 and 2008, respectively, and noncontrolling interests in equity of consolidated subsidiaries was \$64.8 million and \$61.5 million as of December 31, 2009 and 2008, respectively, and the amount of net income attributable to noncontrolling interests was \$63.2 million, \$34.4 million and \$14.4 million for the years ended December 31, 2009, 2008 and 2007, respectively.

Table of Contents

Reimbursement, Legislative and Regulatory Changes

Legislative and regulatory action has resulted in continuing change in the Medicare and Medicaid reimbursement programs which will continue to limit payment increases under these programs and in some cases implement payment decreases. Within the statutory framework of the Medicare and Medicaid programs, there are substantial areas subject to administrative rulings, interpretations, and discretion which may further affect payments made under those programs, and the federal and state governments might, in the future, reduce the funds available under those programs or require more stringent utilization and quality reviews of hospital facilities. Additionally, there may be a continued rise in managed care programs and future restructuring of the financing and delivery of healthcare in the United States. These events could cause our future financial results to decline.

Inflation

The healthcare industry is labor intensive. Wages and other expenses increase during periods of inflation and when labor shortages occur in the marketplace. In addition, our suppliers pass along rising costs to us in the form of higher prices. We have implemented cost control measures, including our case and resource management program, to curb increases in operating costs and expenses. We have generally offset increases in operating costs by increasing reimbursement for services, expanding services and reducing costs in other areas. However, we cannot predict our ability to cover or offset future cost increases.

Critical Accounting Policies

The discussion and analysis of our financial condition and results of operations are based upon our consolidated financial statements, which have been prepared in accordance with U.S. GAAP. The preparation of these financial statements requires us to make estimates and judgments that affect the reported amount of assets and liabilities, revenues and expenses, and related disclosure of contingent assets and liabilities at the date of our consolidated financial statements. Actual results may differ from these estimates under different assumptions or conditions.

Critical accounting policies are defined as those that are reflective of significant judgments and uncertainties, and potentially result in materially different results under different assumptions and conditions. We believe that our critical accounting policies are limited to those described below. For a detailed discussion on the application of these and other accounting policies, see Note 1 in the Notes to the Consolidated Financial Statements included under Item 8 of this Report.

Third Party Reimbursement

Net operating revenues include amounts estimated by management to be reimbursable by Medicare and Medicaid under prospective payment systems and provisions of cost-reimbursement and other payment methods. In addition, we are reimbursed by non-governmental payors using a variety of payment methodologies. Amounts we receive for treatment of patients covered by these programs are generally less than the standard billing rates. Contractual allowances are automatically calculated and recorded through our internally developed "automated contractual allowance system." Within the automated system, actual Medicare DRG data and payors' historical paid claims data are utilized to calculate the contractual allowances. This data is automatically updated on a monthly basis. All hospital contractual allowance calculations are subjected to monthly review by management to ensure reasonableness and accuracy. We account for the differences between the estimated program reimbursement rates and the standard billing rates as contractual allowance adjustments, which we deduct from gross revenues to arrive at net operating revenues. The process of estimating contractual allowances requires us to estimate the amount expected to be received based on payor contract provisions. The key assumption in this process is the estimated contractual reimbursement percentage, which is based on payor classification and historical paid claims data. Due to the complexities involved in these estimates, actual payments we receive could be different from the amounts we estimate and record. If the actual contractual reimbursement percentage under government programs and managed care contracts differed by 1% from our estimated reimbursement percentage, net income for the year ended December 31, 2009 would have changed by approximately \$24.6 million, and net accounts receivable would have changed by \$40.0 million. Final settlements under some of these programs are subject to adjustment based on administrative review and audit by third parties. We account for adjustments to previous program reimbursement

Table of Contents

estimates as contractual allowance adjustments and report them in the periods that such adjustments become known. Contractual allowance adjustments related to final settlements and previous program reimbursement estimates impacted net operating revenues and net income by an insignificant amount in each of the years ended December 31, 2009, 2008 and 2007.

Allowance for Doubtful Accounts

Substantially all of our accounts receivable are related to providing healthcare services to our hospitals' patients. Collection of these accounts receivable is our primary source of cash and is critical to our operating performance. Our primary collection risks relate to uninsured patients and outstanding patient balances for which the primary insurance payor has paid some but not all of the outstanding balance, with the remaining outstanding balance (generally deductibles and co-payments) owed by the patient. At the point of service, for patients required to make a co-payment, we generally collect less than 15% of the related revenue. For all procedures scheduled in advance, our policy is to verify insurance coverage prior to the date of the procedure. Insurance coverage is not verified in advance of procedures for walk-in and emergency room patients.

We estimate the allowance for doubtful accounts by reserving a percentage of all self-pay accounts receivable without regard to aging category, based on collection history, adjusted for expected recoveries and, if present, anticipated changes in trends. For all other non self-pay payor categories we reserve 100% of all accounts aging over 365 days from the date of discharge. The percentage used to reserve for all self-pay accounts is based on our collection history. We believe that we collect substantially all of our third-party insured receivables which include receivables from governmental agencies. During the quarter ended December 31, 2007, in conjunction with our ongoing process of monitoring the net realizable value of our accounts receivable, as well as integrating the methodologies, data and assumptions used by the former Triad management, we performed various analyses, including updating a review of historical cash collections. As a result of these analyses, we noted deterioration in certain key cash collection indicators.

The primary key cash collection indicator that experienced deterioration during the fourth quarter of 2007 was "cash receipts as a percentage of net revenue less bad debts." This percentage decreased to the lowest percentage experienced by us since the quarter ended September 30, 2006. Further analysis indicated the primary causes of this deterioration were a continuing increase in the volume of indigent non-resident aliens, an increase in the number of patients qualifying for charity care and a greater than expected impact of the removal of participants from TennCare (Tennessee's state provided Medicaid program) which increased the number of uninsured patients with limited financial means receiving care at our eight Tennessee hospitals. During the fourth quarter of 2007, due to the deteriorating cash collections and the desire to standardize processes with those of the former Triad hospitals, we undertook a detailed programming effort to develop data around the deteriorating classes of accounts receivable needed to update our historical cash collections percentages as well as enable us to estimate how much of certain self-pay categories ultimately convert to Medicaid, charity and indigent programs. Triad's processes for establishing contractual allowances and allowances for bad debts related to accounts classified as Medicaid — pending, charity — pending and indigent non-resident alien included inputs and assumptions based on the historical percentage of these accounts which ultimately qualified for specific government programs or for write-off as charity care.

We used these new inputs and assumptions regarding Medicaid — pending, charity — pending, and indigent non-resident alien in conjunction with the new data developed in the fourth quarter of 2007 as described above to evaluate the realizability of accounts receivable and to revise our estimate of contractual allowances for estimated amounts of self-pay accounts receivable that will ultimately qualify as charity care, or that will ultimately qualify for Medicaid, indigent care or other specific governmental reimbursement, resulting in an increase to our contractual reserves of \$96.3 million as of December 31, 2007. Previous estimates of uncollectible amounts for such receivables were included in our bad debt reserves for each period.

Table of Contents

Furthermore, in updating the historical collection statistics of all our hospitals, we also took into account a detailed study of the historical collection information for the hospitals acquired from Triad. The updated collection statistics of the hospitals acquired from Triad also showed subsequent deterioration in cash collections similar to those experienced by the other hospitals that we own. Therefore, we also standardized the processes for calculating the allowance for doubtful accounts of the hospitals acquired from Triad to that of our other hospitals which, along with the allowance percentages determined from the new collection data, resulted in the recording of an additional \$70.1 million of allowance for bad debts as of December 31, 2007.

The resulting impact of the above, net of taxes, for the year ended December 31, 2007 was a decrease to income from continuing operations of \$105.4 million. We believe this lower collectability was primarily the result of an increase in the number of patients qualifying for charity care, reduced enrollment in certain state Medicaid programs and an increase in the number of indigent non-resident aliens. Collections are impacted by the economic ability of patients to pay and the effectiveness of our collection efforts. Significant changes in payor mix, business office operations, economic conditions or trends in federal and state governmental healthcare coverage could affect our collection of accounts receivable. The process of estimating the allowance for doubtful accounts requires us to estimate the collectability of self-pay accounts receivable, which is primarily based on our collection history, adjusted for expected recoveries and, if available, anticipated changes in collection trends. Significant change in payor mix, business office operations, economic conditions, trends in federal and state governmental healthcare coverage or other third party payors could affect our estimates of accounts receivable collectability. If the actual collection percentage differed by 1% from our estimated collection percentage as a result of a change in expected recoveries, net income for the year ended December 31, 2009 would have changed by \$14.4 million, and net accounts receivable would have changed by \$23.5 million. We also continually review our overall reserve adequacy by monitoring historical cash collections as a percentage of trailing net revenue less provision for bad debts, as well as by analyzing current period net revenue and admissions by payor classification, aged accounts receivable by payor, days revenue outstanding, and the impact of recent acquisitions and dispositions.

Our policy is to write-off gross accounts receivable if the balance is under \$10.00 or when such amounts are placed with outside collection agencies. We believe this policy accurately reflects our ongoing collection efforts and is consistent with industry practices. We had approximately \$1.5 billion at December 31, 2009 and 2008, being pursued by various outside collection agencies. We expect to collect less than 3%, net of estimated collection fees, of the amounts being pursued by outside collection agencies. As these amounts have been written-off, they are not included in our gross accounts receivable or our allowance for doubtful accounts. Collections on amounts previously written-off are recognized as a reduction to bad debt expense when received. However, we take into consideration estimated collections of these future amounts written-off in evaluating the reasonableness of our allowance for doubtful accounts.

All of the following information is derived from our hospitals, excluding clinics, unless otherwise noted.

Patient accounts receivable from our hospitals represent approximately 95% of our total consolidated accounts receivable.

Days revenue outstanding was 48 days at December 31, 2009 and 53 days at December 31, 2008. Our target range for days revenue outstanding is from 46 to 56 days.

Total gross accounts receivable (prior to allowance for contractual adjustments and doubtful accounts) was approximately \$6.1 billion as of December 31, 2009 and approximately \$5.5 billion as of December 31, 2008.

The approximate percentage of total gross accounts receivable (prior to allowances for contractual adjustments and doubtful accounts) summarized by payor is as follows:

	As of December 31,	
	2009	2008
Insured receivables	62.4%	67.0%
Self-pay receivables (a)	37.6%	33.0%
Total	100.0%	100.0%

Table of Contents

- (a) The increase in self-pay accounts receivable as a percentage of total gross accounts receivable is primarily the result of the former Triad hospitals utilizing our internal collection agency. This began for some hospitals in 2008 and others in 2009. Prior to utilizing our internal collection agency, such accounts were written off and sent to outside collection agencies.

For the hospital segment, the combined total of the allowance for doubtful accounts and related allowances for other self-pay discounts and contractals, as a percentage of gross self-pay receivables, was approximately 82% at December 31, 2009 and 80% at December 31, 2008. If the receivables that have been written-off, but where collections are still being pursued by outside collection agencies, were included in both the allowances and gross self-pay receivables specified above, the percentage of combined allowances to total self-pay receivables would have been approximately 89% at December 31, 2009 and 2008.

Goodwill and Other Intangibles

Goodwill represents the excess of cost over the fair value of net assets acquired. Goodwill is evaluated for impairment at the same time every year and when an event occurs or circumstances change that, more likely than not, reduce the fair value of the reporting unit below its carrying value. There is a two-step method for determining goodwill impairment. Step one is to compare the fair value of the reporting unit with the unit's carrying amount, including goodwill. If this test indicates the fair value is less than the carrying value, then step two is required to compare the implied fair value of the reporting unit's goodwill with the carrying value of the reporting unit's goodwill. We have selected September 30th as our annual testing date. Based on the results of our most recent annual impairment test, we have concluded that we do not have any reporting units that are at risk of failing step one of the goodwill impairment test.

Impairment or Disposal of Long-Lived Assets

Whenever events or changes in circumstances indicate that the carrying values of certain long-lived assets may be impaired, we project the undiscounted cash flows expected to be generated by these assets. If the projections indicate that the reported amounts are not expected to be recovered, such amounts are reduced to their estimated fair value based on a quoted market price, if available, or an estimate based on valuation techniques available in the circumstances.

Professional Liability Claims

As part of our business of owning and operating hospitals, we are subject to legal actions alleging liability on our part. We accrue for losses resulting from such liability claims, as well as loss adjustment expenses that are out-of-pocket and directly related to such liability claims. These direct out-of-pocket expenses include fees of outside counsel and experts. We do not accrue for costs that are part of our corporate overhead, such as the costs of our in-house legal and risk management departments. The losses resulting from professional liability claims primarily consist of estimates for known claims, as well as estimates for incurred but not reported claims. The estimates are based on specific claim facts, our historical claim reporting and payment patterns, the nature and level of our hospital operations, and actuarially determined projections. The actuarially determined projections are based on our actual claim data, including historic reporting and payment patterns which have been gathered over an approximate 20-year period. As discussed below, since we purchase excess insurance on a claims-made basis that transfers risk to third party insurers, the liability we accrue does not include an amount for the losses covered by our excess insurance. Since we believe that the amount and timing of our future claims payments are reliably determinable, we discount the amount we accrue for losses resulting from professional liability claims using the risk-free interest rate corresponding to the timing of our expected payments.

The net present value of the projected payments was discounted using a weighted-average risk-free rate of 1.3%, 2.6% and 4.1% in 2009, 2008 and 2007, respectively. This liability is adjusted for new claims information in the period such information becomes known to us. Professional malpractice expense includes the losses resulting from professional liability claims and loss adjustment expense, as well as paid excess insurance premiums, and is presented within other operating expenses in the accompanying consolidated statements of income.

Our processes for obtaining and analyzing claims and incident data are standardized across all of our hospitals and have been consistent for many years. We monitor the outcomes of the medical care services that we provide and

Table of Contents

for each reported claim, we obtain various information concerning the facts and circumstances related to that claim. In addition, we routinely monitor current key statistics and volume indicators in our assessment of utilizing historical trends. The average lag period between claim occurrence and payment of a final settlement is between 4 and 5 years, although the facts and circumstances of individual claims could result in the timing of such payments being different from this average. Since claims are paid promptly after settlement with the claimant is reached, settled claims represent less than 1.0% of the total liability at the end of any period.

For purposes of estimating our individual claim accruals, we utilize specific claim information, including the nature of the claim, the expected claim amount, the year in which the claim occurred and the laws of the jurisdiction in which the claim occurred. Once the case accruals for known claims are determined, information is stratified by loss layers and retentions, accident years, reported years, geography, and claims relating to the acquired Triad hospitals versus claims relating to our other hospitals. Several actuarial methods are used against this data to produce estimates of ultimate paid losses and reserves for incurred but not reported claims. Each of these methods uses our company-specific historical claims data and other information. This company-specific data includes information regarding our business, including historical paid losses and loss adjustment expenses, historical and current case loss reserves, actual and projected hospital statistical data, a variety of hospital census information, employed physician information, professional liability retentions for each policy year, geographic information and other data.

Based on these analyses we determine our estimate of the professional liability claims. The determination of management's estimate, including the preparation of the reserve analysis that supports such estimate, involves subjective judgment of the management. Changes in reserving data or the trends and factors that influence reserving data may signal fundamental shifts in our future claim development patterns or may simply reflect single-period anomalies. Even if a change reflects a fundamental shift, the full extent of the change may not become evident until years later. Moreover, since our methods and models use different types of data and we select our liability from the results of all of these methods, we typically cannot quantify the precise impact of such factors on our estimates of the liability. Due to our standardized and consistent processes for handling claims and the long history and depth of our company-specific data, our methodologies have produced reliably determinable estimates of ultimate paid losses.

The following table presents the amounts of our accrual for professional liability claims and approximate amounts of our activity for each of the respective years listed (excludes premiums for excess insurance coverage) (in thousands):

Table of Contents

	Year Ended December 31,		
	2009	2008	2007
Accrual for professional liability claims, January 1	\$ 350,579	\$ 300,184	\$ 104,161
Liability acquired through acquisition:			
Gross liability acquired	—	—	197,453
Discount of liability acquired	—	—	(26,309)
Discounted liability acquired	—	—	171,144
Expense (income) related to(1):			
Current accident year	136,424	110,010	73,039
Prior accident years	(6,702)	(15,826)	7,158
Expense (income) from discounting	11,515	11,499	(1,040)
Total incurred loss and loss expense	141,237	105,683	79,157
Paid claims and expenses related to:			
Current accident year	(1,387)	(688)	(701)
Prior accident years	(59,204)	(54,600)	(53,577)
Total paid claims and expenses	(60,591)	(55,288)	(54,278)
Accrual for professional liability claims, December 31	<u>\$ 431,225</u>	<u>\$ 350,579</u>	<u>\$ 300,184</u>

(1) Total expense, including premiums for insured coverage, was \$176.4 million in 2009, \$136.6 million in 2008 and \$99.7 million in 2007.

The increase in current accident year claims expense in each year from 2007 to 2009 is consistent with the increase in net operating revenues during these periods. Income/expense related to prior accident years reflects changes in estimates resulting from the filing of claims for prior year incidents, claim settlements, updates from litigation, and our ongoing investigation of open claims. Expense/income from discounting reflects the changes in the weighted-average risk-free interest rate used and timing of estimated payments for discounting in each year.

We are primarily self-insured for these claims; however, we obtain excess insurance that transfers the risk of loss to a third-party insurer for claims in excess of our self-insured retentions. Our excess insurance is underwritten on a claims-made basis. For claims reported prior to June 1, 2002, substantially all of our professional and general liability risks were subject to a \$0.5 million per occurrence self-insured retention and for claims reported from June 1, 2002 through June 1, 2003, these self-insured retentions were \$2.0 million per occurrence. Substantially all claims reported after June 1, 2003 and before June 1, 2005 are self-insured up to \$4 million per claim. Substantially all claims reported on or after June 1, 2005 are self-insured up to \$5 million per claim. Management on occasion has selectively increased the insured risk at certain hospitals based upon insurance pricing and other factors and may continue that practice in the future. Excess insurance for all hospitals has been purchased through commercial insurance companies and generally covers us for liabilities in excess of the self-insured retentions. The excess coverage consists of multiple layers of insurance, the sum of which totals up to \$95 million per occurrence and in the aggregate for claims reported on or after June 1, 2003 and up to \$145 million per occurrence and in the aggregate for claims incurred and reported after January 1, 2008. For certain policy years, if the first aggregate layer of excess coverage becomes fully utilized, then the self-insured retention could increase to \$10 million per claim for any subsequent claims in that policy year until our total aggregate coverage is met.

Effective January 1, 2008, the former Triad hospitals are insured on a claims-made basis as described above and through commercial insurance companies as described above for substantially all claims occurring on or after January 1, 2002 and reported on or after January 1, 2008. Substantially all losses for the former Triad hospitals in periods prior to May 1999 were insured through a wholly-owned insurance subsidiary of HCA,

Table of Contents

Triad's owner prior to that time, and excess loss policies maintained by HCA. HCA has agreed to indemnify the former Triad hospitals in respect of claims covered by such insurance policies arising prior to May 1999. After May 1999 through December 31, 2006, the former Triad hospitals obtained insurance coverage on a claims incurred basis from HCA's wholly-owned insurance subsidiary with excess coverage obtained from other carriers that is subject to certain deductibles. Effective for claims incurred after December 31, 2006, Triad began insuring its claims from \$1 million to \$5 million through its wholly-owned captive insurance company, replacing the coverage provided by HCA. Substantially all claims occurring during 2007 were self-insured up to \$10 million per claim.

Income Taxes

We must make estimates in recording provision for income taxes, including determination of deferred tax assets and deferred tax liabilities and any valuation allowances that might be required against the deferred tax assets. We believe that future income will enable us to realize these deferred tax assets, subject to the valuation allowance we have established. In 2009, we made adjustments to our deferred tax assets and liabilities resulting from a revaluation of these items and a decrease in our effective state tax rate that resulted in a net tax benefit of \$3.0 million.

The total amount of unrecognized benefit that would impact the effective tax rate, if recognized, is approximately \$9.4 million as of December 31, 2009. It is our policy to recognize interest and penalties accrued related to unrecognized benefits in our consolidated statements of income as income tax expense. Adjustments for purchase business combinations generally impact goodwill and do not affect net income. During the year ended December 31, 2009, we decreased liabilities by approximately \$0.4 million and recorded \$0.6 million in interest and penalties related to prior state income tax returns through our income tax provision from continuing operations, which are included in our liability for uncertain tax positions at December 31, 2009. A total of approximately \$2.0 million of interest and penalties is included in the amount of liability for uncertain tax positions at December 31, 2009. During the year ended December 31, 2009, we released \$0.6 million for income taxes and \$0.2 million for accrued interest of our liability for uncertain tax positions, as a result of the expiration of the statute of limitations pertaining to tax positions taken in prior years relative to state tax positions.

We believe it is reasonably possible that approximately \$6.4 million of our current unrecognized tax benefit may be recognized within the next twelve months as a result of a lapse of the statute of limitations and settlements with taxing authorities.

We, or one of our subsidiaries, file income tax returns in the U.S. federal jurisdiction and various state jurisdictions. We have extended the federal statute of limitations for Triad for the tax periods ended December 31, 1999, December 31, 2000, April 30, 2001, June 30, 2001, December 31, 2001, December 31, 2002 and December 31, 2003. We are currently under examination by the IRS regarding the federal tax return of Triad for the tax periods ended December 31, 2004, December 31, 2005, December 31, 2006 and July 25, 2007. We believe the results of this examination will not be material to our consolidated results of operations or consolidated financial position. With few exceptions, we are no longer subject to state income tax examinations for years prior to 2006 and federal income tax examinations with respect to Community Health Systems, Inc. federal returns for years prior to 2006.

Prior to January 1, 2009, income attributable to noncontrolling interests was deducted from earnings before arriving at income from continuing operations. With the adoption of certain updates to the U.S. GAAP related to consolidations effective January 1, 2009, the income attributable to noncontrolling interests has been reclassified below net income and therefore is no longer deducted in arriving at income from continuing operations. However, the provision for income taxes does not change because those less than wholly-owned consolidated subsidiaries attribute their taxable income to their respective investors. Accordingly, we will not pay tax on the income attributable to the noncontrolling interests. As a result of separately reporting income that is taxed to others, our effective tax rate on continuing operations before income taxes, as reported on the face of the financial statements is 31.7%, 34.9% and 37.2% for the years ended December 31, 2009, 2008 and 2007, respectively. However, the actual effective tax rate that is attributable to our share of income from continuing operations before income taxes (income from continuing operations before income taxes, as presented on the face of the statement of income, less income from continuing operations attributable to noncontrolling interests of \$62.9 million, \$34.9 million and \$13.4 million for the years ended December 31, 2009, 2008 and 2007, respectively) is 36.9%, 38.7% and 42.4% for the years ended December 31, 2009, 2008 and 2007, respectively.

Table of Contents

Recent Accounting Pronouncements

On January 1, 2010, we adopted the revisions to U.S. GAAP related to the accounting and consolidation requirements for variable interest entities. These revisions significantly change the criteria in determining the primary beneficiary of a variable interest entity, or VIE, from a more quantitative model to both a quantitative and qualitative evaluation of the enterprise that has (1) the power to direct the activities that most significantly affect the VIE's economic performance and (2) the obligation to absorb losses or the right to receive returns that could be potentially significant to the VIE. Additionally, this guidance requires ongoing reassessments of whether an enterprise is the primary beneficiary of a VIE and requires enhanced disclosures that will provide users of financial statements with more transparent information about an enterprise's involvement in a VIE. Given our limited amount of activity with entities for which these provisions would apply, the adoption of this standard is not expected to have a material effect on our consolidated results of operations or financial position, either upon adoption or into the foreseeable future.

Item 7A. *Quantitative and Qualitative Disclosures about Market Risk*

We are exposed to interest rate changes, primarily as a result of our Credit Facility which bears interest based on floating rates. In order to manage the volatility relating to the market risk, we entered into interest rate swap agreements described under the heading "Liquidity and Capital Resources." We do not anticipate any material changes in our primary market risk exposures in 2010. We utilize risk management procedures and controls in executing derivative financial instrument transactions. We do not execute transactions or hold derivative financial instruments for trading purposes. Derivative financial instruments related to interest rate sensitivity of debt obligations are used with the goal of mitigating a portion of the exposure when it is cost effective to do so.

A 1% change in interest rates on variable rate debt in excess of that amount covered by interest rate swaps would have resulted in interest expense fluctuating approximately \$2.5 million in 2009, \$13 million in 2008 and \$14 million in 2007.

Table of Contents

Item 8. *Financial Statements and Supplementary Data.*

Index to Financial Statements

	<u>Page</u>
Community Health Systems, Inc. Consolidated Financial Statements:	
<u>Report of Independent Registered Public Accounting Firm</u>	63
<u>Consolidated Statements of Income for the Years Ended December 31, 2009, 2008 and 2007</u>	64
<u>Consolidated Balance Sheets as of December 31, 2009 and 2008</u>	65
<u>Consolidated Statements of Stockholders' Equity for the Years Ended December 31, 2009, 2008 and 2007</u>	66
<u>Consolidated Statements of Cash Flows for the Years Ended December 31, 2009, 2008 and 2007</u>	67
<u>Notes to Consolidated Financial Statements</u>	68

Table of Contents

REPORT OF INDEPENDENT REGISTERED PUBLIC ACCOUNTING FIRM

To the Board of Directors and Stockholders of

Community Health Systems, Inc.

Franklin, Tennessee

We have audited the accompanying consolidated balance sheets of Community Health Systems, Inc. and subsidiaries (the "Company") as of December 31, 2009 and 2008, and the related consolidated statements of income, stockholders' equity, and cash flows for each of the three years in the period ended December 31, 2009. These consolidated financial statements are the responsibility of the Company's management. Our responsibility is to express an opinion on these consolidated financial statements based on our audits.

We conducted our audits in accordance with the standards of the Public Company Accounting Oversight Board (United States). Those standards require that we plan and perform the audit to obtain reasonable assurance about whether the financial statements are free of material misstatement. An audit includes examining, on a test basis, evidence supporting the amounts and disclosures in the financial statements. An audit also includes assessing the accounting principles used and significant estimates made by management, as well as evaluating the overall financial statement presentation. We believe that our audits provide a reasonable basis for our opinion.

In our opinion, such consolidated financial statements present fairly, in all material respects, the financial position of Community Health Systems, Inc. and subsidiaries as of December 31, 2009 and 2008, and the results of their operations and their cash flows for each of the three years in the period ended December 31, 2009, in conformity with accounting principles generally accepted in the United States of America.

As discussed in Note 3 to the consolidated financial statements, the Company adopted revisions to accounting principles generally accepted in the United States of America related to business combinations effective January 1, 2009.

As discussed in Note 1 to the consolidated financial statements, the Company adopted revisions to accounting principles generally accepted in the United States of America and changed its method of accounting and financial statement presentation for noncontrolling interests in equity of consolidated subsidiaries in 2009, 2008, and 2007.

We have also audited, in accordance with the standards of the Public Company Accounting Oversight Board (United States), the Company's internal control over financial reporting as of December 31, 2009, based on the criteria established in *Internal Control—Integrated Framework* issued by the Committee of Sponsoring Organizations of the Treadway Commission and our report dated February 25, 2010 expressed an unqualified opinion on the Company's internal control over financial reporting.

/s/ Deloitte & Touche LLP

Nashville, Tennessee

February 25, 2010

Table of Contents

COMMUNITY HEALTH SYSTEMS, INC. AND SUBSIDIARIES

CONSOLIDATED STATEMENTS OF INCOME

	Year Ended December 31,		
	2009	2008	2007
	(In thousands, except share and per share data)		
Net operating revenues	\$ 12,107,613	\$ 10,919,095	\$ 7,095,861
Operating costs and expenses:			
Salaries and benefits	4,842,330	4,367,664	2,895,105
Provision for bad debts	1,460,307	1,218,612	886,985
Supplies	1,685,493	1,531,376	940,525
Other operating expenses	2,237,475	2,099,010	1,434,617
Rent	247,132	231,167	153,695
Depreciation and amortization	566,211	499,386	313,322
Total operating costs and expenses	11,038,948	9,947,215	6,624,249
Income from operations	1,068,665	971,880	471,612
Interest expense, net of interest income of \$3,561, \$7,057, and \$8,181 in 2009, 2008, and 2007, respectively	648,964	652,468	362,065
(Gain) loss from early extinguishment of debt	(2,385)	(2,525)	27,388
Equity in earnings of unconsolidated affiliates	(36,521)	(42,063)	(25,132)
Impairment of long-lived and other assets	12,477	5,000	—
Income from continuing operations before income taxes	446,130	359,000	107,291
Provision for income taxes	141,325	125,273	39,860
Income from continuing operations	304,805	233,727	67,431
Discontinued operations, net of taxes:			
Income (loss) from operations of hospitals sold and hospitals held for sale	1,977	9,427	(4,199)
(Loss) gain on sale of hospitals, net	(405)	9,580	(2,594)
Impairment of long-lived assets of hospitals held for sale	—	—	(15,947)
Income (loss) from discontinued operations	1,572	19,007	(22,740)
Net income	306,377	252,734	44,691
Less: Net income attributable to noncontrolling interests	63,227	34,430	14,402
Net income attributable to Community Health Systems, Inc.	\$ 243,150	\$ 218,304	\$ 30,289
<i>Income from continuing operations attributable to Community Health Systems, Inc. common stockholders per share (1):</i>			
Basic	\$ 2.67	\$ 2.13	\$ 0.58
Diluted	\$ 2.64	\$ 2.11	\$ 0.57
<i>Discontinued operations attributable to Community Health Systems, Inc. common stockholders per share (1):</i>			
Basic	\$ 0.01	\$ 0.21	\$ (0.25)
Diluted	\$ 0.01	\$ 0.21	\$ (0.25)
<i>Net income attributable to Community Health Systems, Inc. common stockholders per share (1):</i>			
Basic	\$ 2.68	\$ 2.34	\$ 0.32
Diluted	\$ 2.66	\$ 2.32	\$ 0.32
Weighted-average number of shares outstanding:			
Basic	90,614,886	93,371,782	93,517,337
Diluted	91,517,274	94,288,829	94,642,294

(1) Total per share amounts may not add due to rounding.

See notes to consolidated financial statements.

Table of Contents

COMMUNITY HEALTH SYSTEMS, INC. AND SUBSIDIARIES

CONSOLIDATED BALANCE SHEETS

	December 31,	
	2009	2008
	(In thousands, except share data)	
ASSETS		
<i>Current assets:</i>		
Cash and cash equivalents	\$ 344,541	\$ 220,655
Patient accounts receivable, net of allowance for doubtful accounts of \$1,417,188 and \$1,111,131 at December 31, 2009 and December 31, 2008, respectively	1,617,903	1,625,470
Supplies	302,609	275,696
Prepaid income taxes	45,414	92,710
Deferred income taxes	80,714	91,875
Prepaid expenses and taxes	89,475	73,792
Other current assets (including assets of hospitals held for sale of \$0 and \$25,505 at December 31, 2009 and 2008, respectively)	194,339	224,852
Total current assets	2,674,995	2,605,050
<i>Property and equipment:</i>		
Land and improvements	537,307	510,292
Buildings and improvements	4,806,542	4,495,568
Equipment and fixtures	2,443,407	2,104,497
	7,787,256	7,110,357
Less accumulated depreciation and amortization	(1,655,010)	(1,215,952)
Property and equipment, net	6,132,246	5,894,405
<i>Goodwill</i>	4,157,927	4,166,091
<i>Other assets, net of accumulated amortization of \$197,880 and \$158,532 in 2009 and 2008, respectively (including assets of hospitals held for sale of \$0 and \$145,799 at December 31, 2009 and 2008, respectively)</i>	1,056,304	1,152,708
Total assets	\$ 14,021,472	\$ 13,818,254
LIABILITIES AND EQUITY		
<i>Current liabilities:</i>		
Current maturities of long-term debt	\$ 66,470	\$ 33,904
Accounts payable	428,565	532,595
Deferred income taxes	28,397	6,740
<i>Accrued liabilities:</i>		
Employee compensation	500,101	432,385
Interest	145,201	153,234
Other (including liabilities of hospitals held for sale of \$0 and \$67,190 at December 31, 2009 and 2008, respectively)	289,062	350,559
Total current liabilities	1,457,796	1,509,417
<i>Long-term debt</i>	8,844,638	8,938,185
<i>Deferred income taxes</i>	475,812	460,793
<i>Other long-term liabilities</i>	858,952	888,557
Total liabilities	11,637,198	11,796,952
<i>Redeemable noncontrolling interests in equity of consolidated subsidiaries</i>	368,857	348,816
<i>Commitments and contingencies (Note 15)</i>		
EQUITY		
<i>Community Health Systems, Inc. stockholders' equity</i>		

Preferred stock, \$.01 par value per share, 100,000,000 shares authorized; none issued	940	925
Common stock, \$.01 par value per share, 300,000,000 shares authorized; 94,013,537 shares issued and 93,037,988 shares outstanding at December 31, 2009 and 92,483,166 shares issued and 91,507,617 shares outstanding at December 31, 2008	1,158,359	1,136,108
Additional paid-in capital	(6,678)	(6,678)
Treasury stock, at cost, 975,549 shares at December 31, 2009 and December 31, 2008	(221,385)	(295,575)
Accumulated other comprehensive income (loss)	1,019,399	776,249
Retained earnings	1,950,635	1,611,029
Total Community Health Systems, Inc. stockholders' equity	64,782	61,457
Noncontrolling interests in equity of consolidated subsidiaries	2,015,417	1,672,486
Total equity	\$ 14,021,472	\$ 13,818,254
Total liabilities and equity		

See notes to consolidated financial statements.

Table of Contents

COMMUNITY HEALTH SYSTEMS, INC. AND SUBSIDIARIES
 CONSOLIDATED STATEMENTS OF STOCKHOLDERS' EQUITY

Community Health Systems, Inc. Stockholders


<u>Common Stock</u>	Additional		Accumulated		Retained	Noncontrolling	<u>Total</u>
	Paid-in	<u>Treasury Stock</u>	Comprehensive	Other			
<u>Amount</u>	<u>Capital</u>	<u>Shares</u>	<u>Amount</u> (In thousands, except share data)	<u>Income (Loss)</u>	<u>Earnings</u>	<u>Interests</u>	
\$ 950	\$ 1,195,947	(975,549)	\$ (6,678)	\$ 5,798	\$ 527,656	\$ —	\$ 1,723,673

Vertical line on the left side of the page.

Horizontal line at the bottom of the page.

950	1,190,971	(975,549)	(6,678)	5,798	527,656	5,057	1,723,754
-----	-----------	-----------	---------	-------	---------	-------	-----------





1945
1946
1947
1948
1949
1950
1951
1952
1953
1954
1955
1956
1957
1958
1959
1960
1961
1962
1963
1964
1965
1966
1967
1968
1969
1970
1971
1972
1973
1974
1975
1976
1977
1978
1979
1980
1981
1982
1983
1984
1985
1986
1987
1988
1989
1990
1991
1992
1993
1994
1995
1996
1997
1998
1999
2000
2001
2002
2003
2004
2005
2006
2007
2008
2009
2010
2011
2012
2013
2014
2015
2016
2017
2018
2019
2020
2021
2022
2023
2024
2025



<u>13</u>	<u>38,759</u>	<u>—</u>	<u>—</u>	<u>—</u>	<u>—</u>	<u>—</u>	<u>38,772</u>
-----------	---------------	----------	----------	----------	----------	----------	---------------

966	1,216,797	(975,549)	(6,678)	(81,737)	557,945	51,419	1,738,712
-----	-----------	-----------	---------	----------	---------	--------	-----------

—	—	—	—	—	218,304	<u>4,410</u>	<u>222,714</u>
---	---	---	---	---	---------	--------------	----------------

—	—	—	—	(200,737)	—	—	(200,737)
---	---	---	---	-----------	---	---	-----------

(213,838)


218,304

4,410

8,876

— — — — — 29,931

29,931



— — — — —

— — — — — — (1,806) (1,806)

— (38,325) — — — — — (38,325)

Vertical line on the left side of the page.



) (48) (90,141) — — — — — (90,189)

7 52,101 — — — — — 52,108

925 1,136,108 (975,549) (6,678) (295,575) 776,249 61,457 1,672,486

—	—	—	—	—	<u>243,150</u>	<u>16,511</u>	<u>259,661</u>
---	---	---	---	---	----------------	---------------	----------------

—	—	—	—	76,225	—	—	76,225
---	---	---	---	--------	---	---	--------

—

—

—

—

74,190

243,150

16,511

333,851

Faint, illegible text or markings in the upper right quadrant of the page.

—
—

—
(27,527)

—
—


—
—

—
—

—
—

—
—

—
(27,527)





— (3,472) — — — — — (3,472)

11 44,501 — — — — — 44,512

<u>\$ 940</u>	<u>\$ 1,158,359</u>	<u>(975,549)</u>	<u>\$ (6,678)</u>	<u>\$ (221,385)</u>	<u>\$ 1,019,399</u>	<u>\$ 64,782</u>	<u>\$ 2,015,417</u>
---------------	---------------------	------------------	-------------------	---------------------	---------------------	------------------	---------------------

See notes to consolidated financial statements.

Table of Contents

COMMUNITY HEALTH SYSTEMS, INC. AND SUBSIDIARIES

CONSOLIDATED STATEMENTS OF CASH FLOWS

	Year Ended December 31,		
	2009	2008	2007
	(In thousands)		
Cash flows from operating activities:			
Net income	\$ 306,377	\$ 252,734	\$ 44,691
Adjustments to reconcile net income to net cash provided by operating activities:			
Depreciation and amortization	566,543	506,694	332,580
Deferred income taxes	34,268	159,870	(39,894)
Stock-based compensation expense	44,501	52,105	38,771
Loss (gain) on sale of hospitals and partnership interest, net	405	(17,687)	3,954
Income tax payable increase (excess tax benefit) relating to stock-based compensation	3,472	(1,278)	(1,216)
(Gain) loss on early extinguishment of debt	(2,385)	(2,525)	27,388
Impairment of long-lived and other assets	12,477	5,000	19,044
Other non-cash expenses, net	22,870	3,577	19,018
Changes in operating assets and liabilities, net of effects of acquisitions and divestitures:			
Patient accounts receivable	58,390	(49,578)	128,743
Supplies, prepaid expenses and other current assets	(34,535)	(34,397)	(31,734)
Accounts payable, accrued liabilities and income taxes	86,098	119,869	122,282
Other	(22,052)	62,197	24,811
Net cash provided by operating activities	<u>1,076,429</u>	<u>1,056,581</u>	<u>688,438</u>
Cash flows from investing activities:			
Acquisitions of facilities and other related equipment	(263,773)	(161,907)	(7,018,048)
Purchases of property and equipment	(576,888)	(692,233)	(522,785)
Proceeds from disposition of hospitals and other ancillary operations	89,514	365,636	109,996
Proceeds from sale of property and equipment	4,019	13,483	4,650
Increase in other non-operating assets	(120,054)	(190,450)	(72,671)
Net cash used in investing activities	<u>(867,182)</u>	<u>(665,471)</u>	<u>(7,498,858)</u>
Cash flows from financing activities:			
Proceeds from exercise of stock options	12,759	1,806	8,214
(Income tax payable increase) excess tax benefit relating to stock-based compensation	(3,472)	1,278	1,216
Deferred financing costs	(82)	(3,136)	(182,954)
Stock buy-back	—	(90,188)	—
Proceeds from noncontrolling investors in joint ventures	29,838	14,329	2,351
Redemption of noncontrolling investments in joint ventures	(7,268)	(77,587)	(1,356)
Distributions to noncontrolling investors in joint ventures	(58,963)	(46,890)	(6,645)
Borrowings under credit agreement	200,000	131,277	9,221,627
Repayments of long-term indebtedness	(258,173)	(234,918)	(2,139,025)
Net cash (used in) provided by financing activities	<u>(85,361)</u>	<u>(304,029)</u>	<u>6,903,428</u>
Net change in cash and cash equivalents	123,886	87,081	93,008
Cash and cash equivalents at beginning of period	220,655	133,574	40,566
Cash and cash equivalents at end of period	<u>\$ 344,541</u>	<u>\$ 220,655</u>	<u>\$ 133,574</u>

See notes to consolidated financial statements.

COMMUNITY HEALTH SYSTEMS, INC. AND SUBSIDIARIES

NOTES TO CONSOLIDATED FINANCIAL STATEMENTS

1. Business and Summary of Significant Accounting Policies

Business. Community Health Systems, Inc. is a holding company and operates no business in its own name. On a consolidated basis, Community Health Systems, Inc. and its subsidiaries (collectively the "Company") own, lease and operate acute care hospitals in non-urban and select urban markets. As of December 31, 2009, the Company owned or leased 122 hospitals, licensed for 18,140 beds in 29 states. Throughout these notes to the consolidated financial statements, Community Health Systems, Inc., (the "Parent"), and its consolidated subsidiaries are referred to on a collective basis as the "Company." This drafting style is not meant to indicate that the publicly-traded Parent or any subsidiary of the Parent owns or operates any asset, business, or property. The hospitals, operations and businesses described in this filing are owned and operated, and management services provided, by distinct and indirect subsidiaries of Community Health Systems, Inc. References to the Company may include one or more of its subsidiaries.

As of December 31, 2009, Indiana and Texas represent the only areas of geographic concentration. Net operating revenues generated by the Company's hospitals in Indiana, as a percentage of consolidated net operating revenues, were 10.9% in 2009, 10.9% in 2008 and 7.8% in 2007. Net operating revenues generated by the Company's hospitals in Texas, as a percentage of consolidated net operating revenues, were 13.2% in 2009, 13.3% in 2008 and 12.5% in 2007. As a result of the Company's growth and expansion of services in other states, Pennsylvania no longer represents an area of geographic concentration, as it did at December 31, 2007.

Use of Estimates. The preparation of financial statements in conformity with accounting principles generally accepted in the United States of America ("U.S. GAAP") requires management to make estimates and assumptions that affect the reported amounts of assets and liabilities and disclosure of contingent assets and liabilities at the date of the consolidated financial statements and the reported amounts of revenues and expenses during the reporting period. Actual results could differ from those estimates under different assumptions or conditions.

Principles of Consolidation. The consolidated financial statements include the accounts of the Parent, its subsidiaries, all of which are controlled by the Parent through majority voting control, and variable interest entities for which the Company is the primary beneficiary. All significant intercompany accounts and transactions have been eliminated. Noncontrolling interests in less-than-wholly-owned consolidated subsidiaries of the Parent are presented as a component of total equity to distinguish between the interests of the Parent and the interests of the noncontrolling owners. Revenues, expenses and income from continuing operations from these subsidiaries are included in the consolidated amounts as presented on the consolidated statements of income, along with a net income measure that separately presents the amounts attributable to the controlling interests and the amounts attributable to the noncontrolling interests for each of the periods presented. Noncontrolling interests that are redeemable or may become redeemable at a fixed or determinable price at the option of the holder or upon the occurrence of an event outside of the control of the Company are presented in mezzanine equity on the consolidated balance sheets.

Cost of Revenue. The majority of the Company's operating expenses are "cost of revenue" items. Operating costs that could be classified as general and administrative by the Company would include the Company's corporate office costs at its Franklin, Tennessee offices and former offices in Brentwood, Tennessee and Plano, Texas, which were \$157.9 million, \$167.2 million and \$133.4 million for the years ended December 31, 2009, 2008 and 2007, respectively. Included in these amounts is stock-based compensation of \$44.5 million, \$52.1 million and \$38.8 million for the years ended December 31, 2009, 2008 and 2007, respectively.

Cash Equivalents. The Company considers highly liquid investments with original maturities of three months or less to be cash equivalents.

Supplies. Supplies, principally medical supplies, are stated at the lower of cost (first-in, first-out basis) or market.

Table of Contents

COMMUNITY HEALTH SYSTEMS, INC. AND SUBSIDIARIES NOTES TO CONSOLIDATED FINANCIAL STATEMENTS □ (Continued)

Marketable Securities. The Company's marketable securities are classified as trading or available-for-sale. Available-for-sale securities are carried at fair value as determined by quoted market prices, with unrealized gains and losses reported as a separate component of stockholders' equity. Trading securities are reported at fair value with unrealized gains and losses included in earnings. Interest and dividends on securities classified as available-for-sale or trading are included in net operating revenue and were not material in all periods presented. Accumulated other comprehensive income (loss) included an unrealized gain of \$0.4 million at December 31, 2009 and an unrealized loss of \$2.6 million at December 31, 2008, related to these available-for-sale securities.

Property and Equipment. Property and equipment are recorded at cost. Depreciation is recognized using the straight-line method over the estimated useful lives of the land and improvements (2 to 15 years; weighted average useful life is 14 years), buildings and improvements (5 to 40 years; weighted average useful life is 24 years) and equipment and fixtures (4 to 18 years; weighted average useful life is 8 years). Costs capitalized as construction in progress were \$130.5 million and \$196.4 million at December 31, 2009 and 2008, respectively. Expenditures for renovations and other significant improvements are capitalized; however, maintenance and repairs which do not improve or extend the useful lives of the respective assets are charged to operations as incurred. Interest capitalized related to construction in progress was \$16.7 million, \$22.1 million and \$19.0 million for the years ended December 31, 2009, 2008 and 2007, respectively. Purchases of property and equipment accrued in accounts payable and not yet paid were \$39.6 million and \$31.6 million at December 31, 2009 and 2008, respectively.

The Company also leases certain facilities and equipment under capital leases (see Note 9). Such assets are amortized on a straight-line basis over the lesser of the term of the lease or the remaining useful lives of the applicable assets.

Goodwill. Goodwill represents the excess cost over the fair value of net assets acquired. Goodwill arising from business combinations is not amortized. Goodwill is required to be evaluated for impairment at the same time every year and when an event occurs or circumstances change such that it is reasonably possible that an impairment may exist. The Company has selected September 30th as its annual testing date.

Other Assets. Other assets primarily consist of costs associated with the issuance of debt, which are included in interest expense over the life of the related debt using the effective interest method, and costs to recruit physicians to the Company's markets, which are deferred and amortized in amortization expense over the term of the respective physician recruitment contract, which is generally three years. Long-term assets held for sale at December 31, 2008 are also included in other assets.

Third-Party Reimbursement. Net patient service revenue is reported at the estimated net realizable amount from patients, third party-payers and others for services rendered. Net operating revenues include amounts estimated by management to be reimbursable by Medicare and Medicaid under prospective payment systems, provisions of cost-reimbursement and other payment methods. Approximately 36.9% of net operating revenues for the year ended December 31, 2009, 36.6% of net operating revenues for the year ended December 31, 2008 and 39.3% of net operating revenues for the year ended December 31, 2007, are related to services rendered to patients covered by the Medicare and Medicaid programs. Revenues from Medicare outlier payments are included in the amounts received from Medicare and were approximately 0.43% of net operating revenues for 2009, 0.55% of net operating revenues for 2008, and 0.42% of net operating revenues for 2007. In addition, the Company is reimbursed by non-governmental payors using a variety of payment methodologies. Amounts received by the Company for treatment of patients covered by such programs are generally less than the standard billing rates. The differences between the estimated program reimbursement rates and the standard billing rates are accounted for as contractual adjustments, which are deducted from gross revenues to arrive at net operating revenues. These net operating revenues are an estimate of the net realizable amount due from these payors. The process of estimating contractual allowances requires the Company to estimate the amount expected to be received based on payor contract provisions. The key assumption in this process is the estimated contractual reimbursement percentage, which is based on payor classification and historical paid claims data. Due to the complexities involved in these estimates, actual payments the Company receives could be different from the amounts it estimates and records. Final settlements under certain of these programs are subject to adjustment based on administrative review and audit by third parties. Adjustments to the estimated billings are recorded in the periods that such adjustments become known. Adjustments to previous program reimbursement estimates are accounted for as contractual allowance adjustments and reported in the

Table of Contents

COMMUNITY HEALTH SYSTEMS, INC. AND SUBSIDIARIES NOTES TO CONSOLIDATED FINANCIAL STATEMENTS □ (Continued)

periods that such adjustments become known. Contractual allowance adjustments related to final settlements and previous program reimbursement estimates impacted net operating revenue and net income by an insignificant amount in each of the years ended December 31, 2009, 2008 and 2007.

Amounts due to third-party payors were \$78.1 million and \$87.9 million as of December 31, 2009 and 2008, respectively, and are included in accrued liabilities-other in the accompanying consolidated balance sheets. Amounts due from third party payors were \$96.0 million and \$73.6 million as of December 31, 2009 and 2008, respectively, and are included in other current assets in the accompanying consolidated balance sheets. Substantially all Medicare and Medicaid cost reports are final settled through 2006.

Net Operating Revenues. Net operating revenues are recorded net of provisions for contractual allowance of approximately \$31.5 billion, \$26.6 billion and \$16.7 billion in 2009, 2008 and 2007, respectively. Net operating revenues are recognized when services are provided and are reported at the estimated net realizable amount from patients, third-party payors and others for services rendered. Also included in the provision for contractual allowance shown above is the value of administrative and other discounts provided to self-pay patients eliminated from net operating revenues which was \$544.2 million, \$456.0 million and \$266.0 million for the years ended December 31, 2009, 2008 and 2007, respectively. In the ordinary course of business, the Company renders services to patients who are financially unable to pay for hospital care. Included in the provision for contractual allowance shown above is the value (at the Company's standard charges) of these services to patients who are unable to pay that is eliminated from net operating revenues when it is determined they qualify under the Company's charity care policy. The value of these services was \$472.4 million, \$384.1 million and \$322.2 million for the years ended December 31, 2009, 2008 and 2007, respectively. In the fourth quarter of 2007, in conjunction with an analysis of the net realizable value of accounts receivable, which included updating the Company's analysis of historical cash collections, as well as conforming estimation methodologies with those of the hospitals acquired from Triad Hospitals, Inc. ("Triad"), the Company revised its methodology with respect to its estimate of contractual allowances for estimated amounts of self-pay accounts receivable that will ultimately qualify as charity care, or that will ultimately qualify for Medicaid, indigent care or other specific governmental reimbursement. Previous estimates of uncollectible amounts for such receivables were included in the Company's bad debt reserves for each period. The impact of these changes in estimates decreased net operating revenues approximately \$96.3 million for the year ended December 31, 2007.

Allowance for Doubtful Accounts. Accounts receivable are reduced by an allowance for amounts that could become uncollectible in the future. Substantially all of the Company's receivables are related to providing healthcare services to its hospitals' patients.

During the quarter ended December 31, 2007, in conjunction with the Company's ongoing process of monitoring the net realizable value of its accounts receivable, as well as integrating the methodologies, data and assumptions used by the former Triad management, the Company performed various analyses including updating a review of historical cash collections.

The primary key cash collection indicator that experienced deterioration during the fourth quarter of 2007 was "cash receipts as a percentage of net revenue less bad debts." This percentage decreased to the lowest percentage experienced by the Company since the quarter ended September 30, 2006. Further analysis indicated the primary causes of this deterioration were a continuing increase in the volume of indigent non-resident aliens, an increase in the number of patients qualifying for charity care and a greater than expected impact of the removal of participants from TennCare (Tennessee's state provided Medicaid program) which increased the number of uninsured patients with limited financial means receiving care at the Company's eight Tennessee hospitals. During the fourth quarter of 2007, due to the deteriorating cash collections and desire to standardize processes with those of the former Triad hospitals, the Company undertook a detailed programming effort to develop data around the deteriorating classes of accounts receivable needed to update its historical cash collections percentages as well as enable it to estimate how much of certain self-pay categories ultimately convert to Medicaid, charity and indigent programs. Triad's processes for establishing contractual allowances and allowances for bad debts related to accounts classified as Medicaid — pending, charity — pending and indigent non-resident alien included inputs and assumptions based on the historical percentage of these accounts which ultimately qualified for specific government programs or for write-off as charity care.

The Company used these new inputs and assumptions regarding Medicaid — pending, charity — pending, and indigent non-resident alien in conjunction with the new data developed in the fourth quarter of 2007, as described above to evaluate the realizability of accounts receivable and to revise the Company's estimate of contractual allowances for estimated amounts of self-pay accounts receivable that will ultimately qualify as charity care, or that

COMMUNITY HEALTH SYSTEMS, INC. AND SUBSIDIARIES
NOTES TO CONSOLIDATED FINANCIAL STATEMENTS □ (Continued)

will ultimately qualify for Medicaid, indigent care or other specific governmental reimbursement, resulting in an increase to the Company's contractual reserves of \$96.3 million as of December 31, 2007. Previous estimates of uncollectible amounts for such receivables were included in the Company's bad debt reserves for each period.

Furthermore, in updating the historical collection statistics of all its hospitals, the Company also took into account a detailed study of the historical collection information for the hospitals acquired from Triad. The updated collection statistics of the hospitals acquired from Triad also showed subsequent deterioration in cash collections similar to those experienced by the other hospitals that the Company owns. Therefore, the Company also standardized the processes for calculating the allowance for doubtful accounts of the hospitals acquired from Triad to that of its other hospitals which, along with the allowance percentages determined from the new collection data, resulted in the recording of an additional \$70.1 million of allowance for bad debts as of December 31, 2007.

The resulting impact of the above, net of taxes, for the year ended December 31, 2007 was a decrease to income from continuing operations of \$105.4 million. The Company believes this lower collectability was primarily the result of an increase in the number of patients qualifying for charity care, reduced enrollment in certain state Medicaid programs and an increase in the number of indigent non-resident aliens. Collections are impacted by the economic ability of patients to pay and the effectiveness of the Company's collection efforts. Significant changes in payor mix, business office operations, economic conditions or trends in federal and state governmental healthcare coverage could affect the Company's collection of accounts receivable. The process of estimating the allowance for doubtful accounts requires the Company to estimate the collectability of self-pay accounts receivable, which is primarily based on its collection history, adjusted for expected recoveries and, if available, anticipated changes in collection trends. Significant change in payor mix, business office operations, economic conditions, trends in federal and state governmental healthcare coverage or other third-party payors could affect the Company's estimates of accounts receivable collectability.

The Company believes the revised methodology provides a better approach to estimating changes in payor mix, continued increases in charity and indigent care as well as the monitoring of historical collection patterns. The revised accounting methodology and the adequacy of resulting estimates will continue to be reviewed by monitoring accounts receivable write-offs, monitoring cash collections as a percentage of trailing net revenues less provision for bad debts, monitoring historical cash collection trends, as well as analyzing current period net revenue and admissions by payor classification, aged accounts receivable by payor, days revenue outstanding, and the impact of recent acquisitions and dispositions.

Physician Income Guarantees. The Company enters into physician recruiting agreements under which it supplements physician income to a minimum amount over a period of time, typically one year, while the physicians establish themselves in the community. As part of the agreements, the physicians are committed to practice in the community for a period of time, typically three years, which extends beyond their income guarantee period. The Company records an asset and liability for the estimated fair value of minimum revenue guarantees on new agreements. Adjustments to the ultimate value of the guarantee paid to physicians are recognized in the period that the change in estimate is identified. The Company amortizes an asset over the life of the agreement. As of December 31, 2009 and 2008, the unamortized portion of these physician income guarantees was \$41.2 million and \$49.1 million, respectively.

Concentrations of Credit Risk. The Company grants unsecured credit to its patients, most of whom reside in the service area of the Company's facilities and are insured under third-party payor agreements. Because of the economic diversity of the Company's facilities and non-governmental third-party payors, Medicare represents the only significant concentration of credit risk from payors. Accounts receivable, net of contractual allowances, from Medicare were \$241.3 million and \$256.6 million as of December 31, 2009 and 2008, respectively, representing 7.9% and 9.4% of consolidated net accounts receivable, before allowance for doubtful accounts, as of December 31, 2009 and 2008, respectively.

Table of Contents

COMMUNITY HEALTH SYSTEMS, INC. AND SUBSIDIARIES
NOTES TO CONSOLIDATED FINANCIAL STATEMENTS □ (Continued)

Professional Liability Claims. The Company accrues for estimated losses resulting from professional liability. The accrual, which includes an estimate for incurred but not reported claims, is based on historical loss patterns and actuarially-determined projections and is discounted to its net present value. To the extent that subsequent claims information varies from management's estimates, the liability is adjusted when such information becomes available.

Accounting for the Impairment or Disposal of Long-Lived Assets. Whenever events or changes in circumstances indicate that the carrying values of certain long-lived assets may be impaired, the Company projects the undiscounted cash flows expected to be generated by these assets. If the projections indicate that the reported amounts are not expected to be recovered, such amounts are reduced to their estimated fair value based on a quoted market price, if available, or an estimate based on valuation techniques available in the circumstances.

Income Taxes. The Company accounts for income taxes under the asset and liability method, in which deferred income tax assets and liabilities are recognized for the tax consequences of "temporary differences" by applying enacted statutory tax rates applicable to future years to differences between the financial statement carrying amounts and the tax bases of existing assets and liabilities. The effect on deferred taxes of a change in tax rates is recognized in the consolidated statement of income during the period in which the tax rate change becomes law.

Comprehensive Income (Loss). Comprehensive income (loss) is the change in equity of a business enterprise during a period from transactions and other events and circumstances from non-owner sources.

Accumulated Other Comprehensive Income (Loss) consists of the following (in thousands):

	Change in Fair Value of Interest	Change in Fair Value of Available for Sale Securities	Adjustment to Pension Liability	Accumulated Other Comprehensive Income (Loss)
Balance as of December 31, 2007	\$ (77,748)	\$ 1,021	\$ (5,010)	\$ (81,737)
2008 Activity, net of tax	(200,737)	(2,613)	(10,488)	(213,838)
Balance as of December 31, 2008	(278,485)	(1,592)	(15,498)	(295,575)
2009 Activity, net of tax	76,225	412	(2,447)	74,190
Balance as of December 31, 2009	<u>\$ (202,260)</u>	<u>\$ (1,180)</u>	<u>\$ (17,945)</u>	<u>\$ (221,385)</u>

Segment Reporting. A public company is required to report annual and interim financial and descriptive information about its reportable operating segments. Operating segments, as defined, are components of an enterprise about which separate financial information is available that is evaluated regularly by the chief operating decision maker in deciding how to allocate resources and in assessing performance. Aggregation of similar operating segments into a single reportable operating segment is permitted if the businesses have similar economic characteristics and meet the criteria established by U.S. GAAP.

The Company operates in three distinct operating segments, represented by the hospital operations (which includes the Company's acute care hospitals and related healthcare entities that provide inpatient and outpatient healthcare services), the home care agencies operations (which provide outpatient care generally in the patient's home), and the hospital management services business (which provides executive management and consulting services to independent acute care hospitals). U.S. GAAP requires (1) that financial information be disclosed for operating segments that meet a 10% quantitative threshold of the consolidated totals of net revenue, profit or loss, or total assets; and (2) that the individual reportable segments disclosed contribute at least 75% of total consolidated net revenue. Based on these measures, only the hospital operations segment meets the criteria as a separate reportable segment. Financial information for the home care agencies and management services segments do not meet the quantitative thresholds and are therefore combined with corporate into the all other reportable segment.

Derivative Instruments and Hedging Activities. The Company records derivative instruments (including certain derivative instruments embedded in other contracts) on the consolidated balance sheet as either an asset or liability measured at its fair value. Changes in a derivative's fair value are recorded each period in earnings or other comprehensive income ("OCI"), depending on whether the derivative is designated and is effective as a hedged transaction, and on the type of hedge transaction. Changes in the fair value of derivative instruments recorded to OCI are reclassified to earnings in the period affected by the underlying hedged item. Any portion of the fair value of a derivative instrument determined to be ineffective under the standard is recognized in current earnings.

Table of Contents

COMMUNITY HEALTH SYSTEMS, INC. AND SUBSIDIARIES NOTES TO CONSOLIDATED FINANCIAL STATEMENTS □ (Continued)

The Company has entered into several interest rate swap agreements. See Note 7 for further discussion about the swap transactions.

New Accounting Pronouncement. On January 1, 2010, the Company adopted the revisions to U.S. GAAP related to the accounting and consolidation requirements for variable interest entities. These revisions significantly change the criteria in determining the primary beneficiary of a variable interest entity ("VIE") from a more quantitative model to both a quantitative and qualitative evaluation of the enterprise that has (1) the power to direct the activities that most significantly affect the VIE's economic performance and (2) the obligation to absorb losses or the right to receive returns that could be potentially significant to the VIE. Additionally, this guidance requires ongoing reassessments of whether an enterprise is the primary beneficiary of a VIE and requires enhanced disclosures that will provide users of financial statements with more transparent information about an enterprise's involvement in a VIE. Given the Company's limited amount of activity with entities for which these provisions would apply, the adoption of this standard is not expected to have a material effect on the Company's consolidated results of operations or financial position, either upon adoption or into the foreseeable future.

Reclassifications. Certain amounts in the consolidated balance sheets and consolidated statements of income for all periods presented have been reclassified to reflect the adoption of changes to U.S. GAAP related to the presentation of noncontrolling interests, the provisions of which, among other things, require that minority interests be renamed noncontrolling interests and presented as a component of total equity on the consolidated balance sheets. Additionally, these changes require the presentation of a consolidated net income measure that includes the amounts attributable to both the controlling and noncontrolling interests for all periods presented. There was no impact to net income attributable to the Company for all periods presented as a result of these changes.

During the three months ended June 30, 2009, the Company decided to retain a hospital and related businesses previously classified as held for sale. Results of operations for all periods presented have been restated to include this retained hospital and related businesses, which were previously reported as discontinued operations. The consolidated balance sheets for each of the periods presented have been restated to present the assets and liabilities previously reported as held for sale in the applicable financial statement line items.

2. Accounting for Stock-Based Compensation

Stock-based compensation awards are granted under the Community Health Systems, Inc. Amended and Restated 2000 Stock Option and Award Plan (the "2000 Plan") and the Community Health Systems, Inc. 2009 Stock Option and Award Plan (the "2009 Plan").

The 2000 Plan allows for the grant of incentive stock options intended to qualify under Section 422 of the Internal Revenue Code ("IRC"), as well as stock options which do not so qualify, stock appreciation rights, restricted stock, restricted stock units, performance-based shares or units, phantom stock and other share awards. Persons eligible to receive grants under the 2000 Plan include the Company's directors, officers, employees and consultants. To date, all options granted under the 2000 Plan have been "nonqualified" stock options for tax purposes. Generally, vesting of these granted options occurs in one-third increments on each of the first three anniversaries of the award date. Options granted prior to 2005 have a 10 year contractual term, options granted in 2005 through 2007 have an eight year contractual term and options granted in 2008 and 2009 have a 10 year contractual term. The exercise price of all options granted under the 2000 Plan is equal to the fair value of the Company's common stock on the option grant date. As of December 31, 2009, 4,064,612 shares of unissued common stock remain available for future grants under the 2000 Plan.

The 2009 Plan, which was adopted by the Board of Directors of the Parent as of March 24, 2009 and approved by stockholders on May 19, 2009, provides for the grant of incentive stock options intended to qualify under Section 422 of the IRC and for the grant of stock options which do not so qualify, stock appreciation rights, restricted stock, restricted stock units, performance-based shares or units and other share awards. Persons eligible to receive grants under the 2009 Plan include the Company's directors, officers, employees and consultants. The duration of any option granted under the 2009 Plan will be determined by the Company's compensation committee. Generally, however, no option may be exercised more than 10 years from the date of grant, provided that the

Table of Contents

COMMUNITY HEALTH SYSTEMS, INC. AND SUBSIDIARIES
NOTES TO CONSOLIDATED FINANCIAL STATEMENTS □
(Continued)

compensation committee may provide that a stock option may, upon the death of the grantee, be exercised for up to one year following the date of death even if such period extends beyond 10 years. As of December 31, 2009, no grants had been made under the 2009 Plan, with 3,500,000 shares of unissued common stock remaining reserved for future grants.

The following table reflects the impact of total compensation expense related to stock-based equity plans on the reported operating results for the respective periods (in thousands):

	Year Ended December 31,		
	2009	2008	2007
Effect on income from continuing operations before income taxes	<u>\$ (44,501)</u>	<u>\$ (52,105)</u>	<u>\$ (38,771)</u>
Effect on net income	<u>\$ (26,986)</u>	<u>\$ (31,655)</u>	<u>\$ (23,541)</u>

At December 31, 2009, \$40.3 million of unrecognized stock-based compensation expense was expected to be recognized over a weighted-average period of 20 months. Of that amount, \$13.5 million related to outstanding unvested stock options expected to be recognized over a weighted-average period of 17 months and \$26.9 million relates to outstanding unvested restricted stock, restricted stock units and phantom shares expected to be recognized over a weighted-average period of 21 months. There were no modifications to awards during 2009, 2008, or 2007.

The fair value of stock options was estimated using the Black Scholes option pricing model with the assumptions and weighted-average fair values during the years ended December 31, 2009, 2008 and 2007, as follows:

	Year Ended December 31,		
	2009	2008	2007
Expected volatility	40.7%	24.9%	24.4%
Expected dividends	0	0	0
Expected term	4 years	4 years	4 years
Risk-free interest rate	1.64%	2.53%	4.48%

In determining the expected term, the Company examined concentrations of option holdings and historical patterns of option exercises and forfeitures, as well as forward looking factors, in an effort to determine if there were any discernable employee populations. From this analysis, the Company identified two employee populations, one consisting primarily of certain senior executives and the other consisting of all other recipients.

The expected volatility rate was estimated based on historical volatility. In determining expected volatility, the Company also reviewed the market-based implied volatility of actively traded options of its common stock and determined that historical volatility did not differ significantly from the implied volatility.

The expected term computation is based on historical exercise and cancellation patterns and forward-looking factors, where present, for each population identified. The risk-free interest rate is based on the U.S. Treasury yield curve in effect at the time of the grant. The pre-vesting forfeiture rate is based on historical rates and forward-looking factors for each population identified. The Company adjusts the estimated forfeiture rate to its actual experience.

Table of Contents

COMMUNITY HEALTH SYSTEMS, INC. AND SUBSIDIARIES
NOTES TO CONSOLIDATED FINANCIAL STATEMENTS □
(Continued)

Options outstanding and exercisable under the 2000 Plan as of December 31, 2009, and changes during each of the years in the three-year period ended December 31, 2009 were as follows (in thousands, except share and per share data):

	Shares	Weighted Average Exercise Price	Weighted Average Remaining Contractual Term (In Years)	Aggregate Intrinsic Value as of December 31, 2009
Outstanding at December 31, 2006	5,482,528	\$ 26.48		
Granted	3,544,000	37.79		
Exercised	(295,854)	26.89		
Forfeited and cancelled	(291,659)	35.70		
Outstanding at December 31, 2007	8,439,015	30.90		
Granted	1,251,000	31.89		
Exercised	(281,831)	22.10		
Forfeited and cancelled	(644,100)	35.71		
Outstanding at December 31, 2008	8,764,084	30.97		
Granted	1,313,000	19.43		
Exercised	(680,898)	18.74		
Forfeited and cancelled	(442,105)	31.27		
Outstanding at December 31, 2009	<u>8,954,081</u>	\$ 30.19	5.7 years	\$ 59,304
Exercisable at December 31, 2009	<u>6,089,995</u>	\$ 30.94	4.7 years	\$ 36,509

The weighted-average grant date fair value of stock options granted during the years ended December 31, 2009, 2008 and 2007, was \$6.61, \$7.56 and \$10.24, respectively. The aggregate intrinsic value represents the number of in-the-money stock options multiplied by the difference between the Company's closing stock price on the last trading day of the reporting period and the exercise price of the respective stock options based on the closing market price of the Company's common stock at December 31, 2009 of \$35.60. This amount changes based on the market value of the Company's common stock. The aggregate intrinsic value of options exercised during the years ended December 31, 2009, 2008 and 2007 was \$7.6 million, \$3.4 million and \$3.5 million, respectively. The aggregate intrinsic value of options vested and expected to vest approximates that of the outstanding options.

The Company has also awarded restricted stock under the 2000 Plan to its directors and employees of certain subsidiaries. The restrictions on these shares generally lapse in one-third increments on each of the first three anniversaries of the award date. Certain of the restricted stock awards granted to the Company's senior executives contain a performance objective that must be met in addition to any vesting requirements. If the performance objective is not attained, the awards will be forfeited in their entirety. Once the performance objective has been attained, restrictions will lapse in one-third increments on each of the first three anniversaries of the award date. Notwithstanding the above-mentioned performance objectives and vesting requirements, the restrictions will lapse earlier in the event of death, disability or termination of employment by the Company for any reason other than for cause of the holder of the restricted stock, or change in control of the Company. Restricted stock awards subject to performance standards are not considered outstanding for purposes of determining earnings per share until the performance objectives have been satisfied.

Table of Contents

COMMUNITY HEALTH SYSTEMS, INC. AND SUBSIDIARIES
NOTES TO CONSOLIDATED FINANCIAL STATEMENTS □
(Continued)

Restricted stock outstanding under the 2000 Plan as of December 31, 2009, and changes during each of the years in the three-year period ended December 31, 2009 were as follows:

	<u>Shares</u>	<u>Weighted Average Grant Date Fair Value</u>
Unvested at December 31, 2006	969,691	\$ 36.05
Granted	1,392,000	38.70
Vested	(384,646)	35.47
Forfeited	(20,502)	36.73
Unvested at December 31, 2007	1,956,543	38.04
Granted	795,500	31.99
Vested	(960,001)	37.64
Forfeited	(107,835)	35.62
Unvested at December 31, 2008	1,684,207	35.57
Granted	1,188,814	18.45
Vested	(965,478)	37.08
Forfeited	(10,002)	32.52
Unvested at December 31, 2009	<u>1,897,541</u>	<u>\$ 24.09</u>

On February 25, 2009, under the 2000 Plan, each of the Company's outside directors received a grant of shares of phantom stock equal in value to \$130,000 divided by the closing price of the Company's common stock on that date (\$18.18), or 7,151 shares per director (a total of 42,906 shares of phantom stock). Pursuant to a March 24, 2009 amendment to the 2000 Plan, future grants of this type will be denominated as "restricted stock unit" awards. On May 19, 2009, the newly elected outside director received a grant of 7,151 restricted stock units under the 2000 Plan, having a value at the time of grant of \$180,706 based upon the closing price of the Company's common stock on that date of \$25.27. Vesting of these shares of phantom stock and restricted stock units occurs in one-third increments on each of the first three anniversaries of the award date. As of December 31, 2009, there were 50,057 shares of phantom stock and restricted stock units unvested at a weighted-average grant date fair value of \$19.19. None of these grants were vested or canceled during the year ended December 31, 2009.

Under the Directors' Fees Deferral Plan, the Company's outside directors may elect to receive share equivalent units in lieu of cash for their directors' fees. These units are held in the plan until the director electing to receive the share equivalent units retires or otherwise terminates his/her directorship with the Company. Share equivalent units are converted to shares of common stock of the Company at the time of distribution. The following table represents the amount of directors' fees which were deferred and the equivalent units into which they converted for each of the respective periods (in thousands, except units):

	<u>Year Ended December 31,</u>	
	<u>2009</u>	<u>2008</u>
Directors' fees earned and deferred into plan	<u>\$ 80</u>	<u>\$ 91</u>
Equivalent units	<u>3,284.028</u>	<u>3,410.470</u>

At December 31, 2009, a total of 20,103.030 units were deferred in the plan with an aggregate fair value of \$0.7 million, based on the closing market price of the Company's common stock at December 31, 2009 of \$35.60.

Table of Contents

COMMUNITY HEALTH SYSTEMS, INC. AND SUBSIDIARIES NOTES TO CONSOLIDATED FINANCIAL STATEMENTS □ (Continued)

3. Acquisitions and Divestitures of Hospitals

Triad Acquisition

On July 25, 2007, the Company completed its acquisition of Triad. Triad owned and operated 50 hospitals with 49 hospitals located in 17 states in non-urban and middle market communities and one hospital located in the Republic of Ireland.

As of December 31, 2009, eight of the hospitals acquired from Triad have been sold. As a result of its acquisition of Triad, the Company also provides management and consulting services on a contract basis to independent hospitals, through its subsidiary, Quorum Health Resources, LLC. The Company acquired Triad for approximately \$6.9 billion, including the assumption of approximately \$1.7 billion of existing indebtedness.

In connection with the consummation of the acquisition of Triad, the Company's wholly-owned subsidiary CHS/Community Health Systems, Inc. ("CHS") obtained approximately \$7.2 billion of senior secured financing under a new credit facility (the "Credit Facility") and issued approximately \$3.0 billion aggregate principal amount of 8.875% senior notes due 2015 (the "Notes"). The Company used the net proceeds of \$3.0 billion from the Notes offering and the net proceeds of approximately \$6.1 billion of term loans under the Credit Facility to acquire the outstanding shares of Triad, to refinance certain of Triad's indebtedness and the Company's indebtedness, to complete certain related transactions, to pay certain costs and expenses of the transactions and for general corporate uses. This Credit Facility also provides an additional \$750 million revolving credit facility and had provided a \$400 million delayed draw term loan facility for future acquisitions, working capital and general corporate purposes. As of December 31, 2007, the \$400 million delayed draw term loan was reduced to \$300 million at the request of the Company. As of December 31, 2008, \$100 million of the delayed draw term loan had been drawn by the Company, reducing the delayed draw term loan availability to \$200 million at that date. In January 2009, the Company drew down the remaining \$200 million of the delayed draw term loan.

The total cost of the Triad acquisition has been allocated to the assets acquired and liabilities assumed based upon their respective fair values. The purchase price represented a premium over the fair value of the net tangible and identifiable intangible assets acquired for reasons such as:

- strategically, Triad had operations in five states in which the Company previously had no operations;
- the combined company has smaller concentrations of credit risk through greater geographic diversification;
- many support functions were centralized; and
- duplicate corporate functions were eliminated.

The allocation process required the analysis of acquired fixed assets, contracts, contractual commitments, and legal contingencies to identify and record the fair value of all assets acquired and liabilities assumed. The Company completed the allocation of the total cost of the Triad acquisition in the third quarter of 2008 and made a final analysis and adjustment as of December 31, 2008 to deferred tax accounts based on the final cost allocation, resulting in approximately \$2.8 billion of goodwill being recorded with respect to the Triad acquisition.

Other Acquisitions

On December 31, 2009, one or more subsidiaries of the Company completed a transaction providing \$54.2 million of financing to Rockwood Clinic, P.S., a multi-specialty clinic with 32 locations across the Inland Northwest region of Eastern Washington State and Western Idaho. This transaction was accounted for as a purchase business combination as required by U.S. GAAP.

Effective June 1, 2009, one or more subsidiaries of the Company acquired from Akron General Medical Center the remaining 20% noncontrolling interest in Massillon Community Health System, LLC not then owned by one or more subsidiaries of the Company. This entity indirectly owns and operates Affinity Medical Center of Massillon, Ohio. The purchase price for this noncontrolling interest was \$1.1 million in cash. Affinity Medical Center is now wholly-owned by these subsidiaries of the Company.

Effective April 30, 2009, one or more subsidiaries of the Company acquired Wyoming Valley Health Care System in Wilkes-Barre, Pennsylvania. This health care system includes Wilkes-Barre General Hospital, a 392-bed,

Table of Contents

COMMUNITY HEALTH SYSTEMS, INC. AND SUBSIDIARIES NOTES TO CONSOLIDATED FINANCIAL STATEMENTS — (Continued)

full-service acute care hospital located in Wilkes-Barre, Pennsylvania, and First Hospital Wyoming Valley, a behavioral health facility located in Kingston, Pennsylvania, as well as other outpatient and ancillary services. The total consideration for fixed assets and working capital of Wyoming Valley Health Care System was approximately \$179.1 million, of which \$153.7 million was paid in cash, net of \$14.2 million of cash in acquired bank accounts, and approximately \$25.4 million was assumed in liabilities. This acquisition transaction was accounted for using the purchase method of accounting. This preliminary allocation of the purchase price has been determined by the Company based upon available information and the allocation is subject to the settlement of the amounts related to purchased working capital. Adjustments to the purchase price allocation are not expected to be material.

Effective April 1, 2009, one or more subsidiaries of the Company acquired from Share Foundation the remaining 50% equity interest in MCSA L.L.C., an entity in which one or more subsidiaries of the Company previously had a 50% unconsolidated noncontrolling interest. One or more subsidiaries of the Company provided MCSA L.L.C. certain management services. This acquisition resulted in these subsidiaries of the Company owning a 100% equity interest in that entity. MCSA L.L.C. owns and operates Medical Center of South Arkansas (166 licensed beds) in El Dorado, Arkansas. The purchase price was \$26.0 million in cash. As of the acquisition date, one or more subsidiaries of the Company had a liability to MCSA L.L.C. of \$14.1 million, as a result of a cash management agreement previously entered into with the hospital. Upon completion of the acquisition, this liability was eliminated in consolidation.

Effective February 1, 2009, one or more subsidiaries of the Company completed the acquisition of Siloam Springs Memorial Hospital (73 licensed beds), located in Siloam Springs, Arkansas, from the City of Siloam Springs. The total consideration for this hospital consisted of approximately \$0.1 million paid in cash for working capital and approximately \$1.0 million of assumed liabilities. In connection with this acquisition, a subsidiary of the Company entered into a lease agreement for the existing hospital and agreed to build a replacement facility at this location, with construction required to commence by February 2011 and be completed by February 2013. As security for this obligation, a subsidiary of the Company deposited \$1.6 million into an escrow account at closing and agreed to deposit an additional \$1.6 million by February 1, 2010, which the Company's subsidiary deposited in January 2010. If the construction of the replacement facility is not completed within the agreed time frame, the escrow balance will be remitted to the City of Siloam Springs. If the construction of the replacement facility is completed within the agreed time frame, the escrow balance will be returned to one of these subsidiaries of the Company.

Effective November 14, 2008, one or more subsidiaries of the Company acquired from Willamette Community Health Solutions all of its noncontrolling interest in MWMC Holdings, LLC, which indirectly owns a controlling interest in and operates McKenzie-Willamette Medical Center of Springfield, Oregon. This acquisition resulted from a put right held by Willamette Community Health Solutions in connection with the 2003 transaction establishing the joint venture. The purchase price for this noncontrolling interest was \$22.7 million in cash. Physicians affiliated with Oregon Healthcare Resources, Inc. continue to own a noncontrolling interest in the hospital, with the balance owned by these subsidiaries of the Company.

Effective October 1, 2008, one or more subsidiaries of the Company completed the acquisition of Deaconess Medical Center (388 licensed beds) and Valley Hospital and Medical Center (123 licensed beds) both located in Spokane, Washington, from Empire Health Services. The total consideration for these two hospitals was approximately \$193.1 million, of which \$158.1 million was paid in cash and approximately \$35.0 million was assumed in liabilities. Based upon the Company's purchase price allocation relating to this acquisition as of September 30, 2009, no goodwill has been recorded. The acquisition transaction was accounted for using the purchase method of accounting.

Effective June 30, 2008, one or more subsidiaries of the Company acquired the remaining 35% noncontrolling interest in Affinity Health Systems, LLC, which indirectly owns and operates Trinity Medical Center (560 licensed beds) in Birmingham, Alabama, from Baptist Health Systems, Inc. of Birmingham, Alabama ("Baptist"), giving these subsidiaries 100% ownership of that facility. The purchase price for this noncontrolling interest was \$51.5 million in cash and the cancellation of a promissory note issued by Baptist to Affinity Health Systems, LLC in the original principal amount of \$32.8 million. Noncontrolling interests in Affinity Health Systems, LLC were subsequently sold to physicians on the hospital's medical staff.

Table of Contents

COMMUNITY HEALTH SYSTEMS, INC. AND SUBSIDIARIES
NOTES TO CONSOLIDATED FINANCIAL STATEMENTS —
(Continued)

Prior to January 1, 2009, U.S. GAAP for business combinations required certain acquisition-related costs be recognized as part of the consideration paid for a business, resulting in adjustments to the value of the acquired assets when recorded. As a result of revisions to U.S. GAAP adopted as of January 1, 2009, such acquisition-related costs must be expensed for business combinations that close subsequent to December 31, 2008. Approximately \$6.7 million of acquisition costs related to prospective and completed acquisitions were expensed during the year ended December 31, 2009. The impact of this change in U.S. GAAP on the Company's consolidated results of operations or consolidated financial position in future periods will be largely dependent on the number of acquisitions pursued by the Company; however, it is not anticipated that such impact will be material.

The table below summarizes the allocations of the purchase price (including assumed liabilities) for these transactions (in thousands):

	<u>2009</u>	<u>2008</u>
Current assets	\$ 83,975	\$ 45,867
Property and equipment	192,668	146,021
Goodwill	12,233	—
Intangible assets	11,244	—
Other long-term assets	841	1,200
Liabilities	53,756	34,966

The operating results of the foregoing transactions have been included in the consolidated statements of income from their respective dates of acquisition, including net operating revenues of \$308.1 million for the year ended December 31, 2009 from acquisitions that closed during 2009 and net operating revenues of \$77.8 million for the year ended December 31, 2008 from acquisitions that closed during 2008. The following pro forma combined summary of operations of the Company gives effect to using historical information of the operations of these entities in 2009 and 2008 as if the transactions had occurred as of January 1, 2009 and 2008 (in thousands, except per share data):

	<u>Year Ended December 31,</u>	
	<u>2009</u>	<u>2008</u>
	(Unaudited)	
Pro forma net operating revenues	\$ 12,372,299	\$ 11,697,865
Pro forma net income	\$ 235,910	\$ 202,688
Pro forma net income per share:		
Basic	<u>\$ 2.60</u>	<u>\$ 2.17</u>
Diluted	<u>\$ 2.58</u>	<u>\$ 2.15</u>

Pro forma adjustments to net income include adjustments to depreciation and amortization expense, net of the related tax effect, based on the estimated fair value assigned to the long-lived assets acquired, and to interest expense, net of the related tax effect, assuming the increase in long-term debt used to fund the acquisitions had occurred as of January 1, 2008. These pro forma results are not necessarily indicative of the actual results of operations.

Table of Contents

COMMUNITY HEALTH SYSTEMS, INC. AND SUBSIDIARIES NOTES TO CONSOLIDATED FINANCIAL STATEMENTS — (Continued)

Discontinued Operations

Effective March 31, 2009, the Company, through its subsidiaries Triad-Denton Hospital LLC and Triad-Denton Hospital LP, completed the settlement of pending litigation, which resulted in the sale of its ownership interest in a partnership, which owned and operated Presbyterian Hospital of Denton (255 licensed beds) in Denton, Texas, to Texas Health Resources for \$103.0 million in cash. Also as part of the settlement, these subsidiaries transferred certain hospital related assets to Texas Health Resources.

Effective March 1, 2008, one or more subsidiaries of the Company sold Woodland Medical Center (100 licensed beds) located in Cullman, Alabama; Parkway Medical Center (108 licensed beds) located in Decatur, Alabama; Hartselle Medical Center (150 licensed beds) located in Hartselle, Alabama; Jacksonville Medical Center (89 licensed beds) located in Jacksonville, Alabama; National Park Medical Center (166 licensed beds) located in Hot Springs, Arkansas; St. Mary's Regional Medical Center (170 licensed beds) located in Russellville, Arkansas; Mineral Area Regional Medical Center (135 licensed beds) located in Farmington, Missouri; Willamette Valley Medical Center (80 licensed beds) located in McMinnville, Oregon; and White County Community Hospital (60 licensed beds) located in Sparta, Tennessee, to Capella Healthcare, Inc., headquartered in Franklin, Tennessee. The proceeds from this sale were \$315.0 million in cash.

Effective February 21, 2008, one or more subsidiaries of the Company sold THI Ireland Holdings Limited, a private limited company incorporated in the Republic of Ireland, which leased and managed the operations of Beacon Medical Center (122 licensed beds) located in Dublin, Ireland, to Beacon Medical Group Limited, headquartered in Dublin, Ireland. The proceeds from this sale were \$1.5 million in cash.

Effective February 1, 2008, one or more subsidiaries of the Company sold Russell County Medical Center (78 licensed beds) located in Lebanon, Virginia to Mountain States Health Alliance, headquartered in Johnson City, Tennessee. The proceeds from this sale were \$48.6 million in cash.

Effective November 30, 2007, the Company sold Barberton Citizens Hospital (312 licensed beds) located in Barberton, Ohio to Summa Health System of Akron, Ohio. The proceeds from this sale were \$53.8 million in cash.

Effective October 31, 2007, the Company sold its 60% membership interest in Northeast Arkansas Medical Center, a 104 bed facility in Jonesboro, Arkansas to Baptist Memorial Health Care ("Baptist Memorial"), headquartered in Memphis, Tennessee, for \$16.8 million. In connection with this transaction, the Company also sold real estate and other assets to a subsidiary of Baptist Memorial for \$26.2 million in cash.

Effective September 1, 2007, the Company sold its partnership interest in River West L.P., which owned and operated River West Medical Center (80 licensed beds) located in Plaquemine, Louisiana, to an affiliate of Shiloh Health Services, Inc. of Lubbock, Texas. The proceeds from this sale were \$0.3 million in cash.

In connection with management's decision to sell the previously mentioned facilities, the Company has classified the results of operations of the above mentioned hospitals as discontinued operations in the accompanying consolidated statements of income. As of December 31, 2009, no hospitals are held for sale.

Table of Contents

COMMUNITY HEALTH SYSTEMS, INC. AND SUBSIDIARIES NOTES TO CONSOLIDATED FINANCIAL STATEMENTS — (Continued)

Net operating revenues and loss reported for the hospitals in discontinued operations are as follows (in thousands):

	Year Ended December 31,		
	2009	2008	2007
Net operating revenues	<u>\$ 42,113</u>	<u>\$ 237,315</u>	<u>\$ 449,310</u>
Income (loss) from operations of hospitals sold or held for sale before income taxes	3,024	15,956	(4,725)
(Loss) gain on sale of hospitals, net	(644)	17,687	(3,954)
Impairment of long-lived assets of hospitals held for sale	—	—	(19,044)
Income (loss) from discontinued operations, before taxes	2,380	33,643	(27,723)
Income tax expense (benefit)	808	14,636	(4,983)
Income (loss) from discontinued operations, net of tax	<u>\$ 1,572</u>	<u>\$ 19,007</u>	<u>\$ (22,740)</u>

Interest expense and loss from early extinguishment of debt was allocated to discontinued operations based on estimated sales proceeds available for debt repayment and using the weighted-average borrowing rate for the year.

The assets and liabilities of the hospital held for sale as of December 31, 2008 are included in the accompanying consolidated balance sheet as follows: current assets of \$25.5 million, included in other current assets; net property and equipment of \$142.8 million and other long-term assets of \$3.0 million, included in other assets; and current liabilities of \$67.2 million, included in other accrued liabilities.

During the three months ended June 30, 2009, the Company decided to retain a hospital and related businesses previously classified as held for sale. Results of operations for all periods presented have been restated to include this retained hospital and related businesses, which were previously reported as discontinued operations. The consolidated balance sheets for each of the periods presented have been restated to present the assets and liabilities previously reported as held for sale in the applicable financial statement line items.

4. Goodwill and Other Intangible Assets

The changes in the carrying amount of goodwill are as follows (in thousands):

	Year Ended December 31,	
	2009	2008
Balance, beginning of year	\$ 4,166,091	\$ 4,247,714
Goodwill acquired as part of acquisitions during the year	25,813	49,368
Consideration adjustments and purchase price allocation adjustments for prior year's acquisitions	(144)	(119,650)
Adjustments for acquisition-related deferred taxes	(33,833)	—
Goodwill related to hospital operations segment written off as part of disposals	—	(11,161)
Goodwill related to home health agencies segment written off as part of disposals	—	(180)
Balance, end of year	<u>\$ 4,157,927</u>	<u>\$ 4,166,091</u>

The Company's goodwill was adjusted in 2009 for the effects of its deferred tax analysis that reduced goodwill and acquisition-related deferred taxes by \$33.8 million.

Goodwill is allocated to each identified reporting unit, which is defined as an operating segment or one level below the operating segment (referred to as a component of the entity). Management has determined that the Company's operating segments meet the criteria to be classified as reporting units. At December 31, 2009, the hospital operations reporting unit, the home care agency operations reporting unit, and the hospital management services reporting unit had approximately \$4.1 billion, \$34.3 million and \$33.3 million, respectively, of goodwill. At December 31,

Table of Contents

COMMUNITY HEALTH SYSTEMS, INC. AND SUBSIDIARIES NOTES TO CONSOLIDATED FINANCIAL STATEMENTS □ (Continued)

2008, the hospital operations reporting unit, the home care agency operations reporting unit, and the hospital management services reporting unit had approximately \$4.1 billion, \$34.2 million, and \$33.3 million, respectively, of goodwill.

Goodwill is evaluated for impairment at the same time every year and when an event occurs or circumstances change that, more likely than not, reduce the fair value of the reporting unit below its carrying value. There is a two-step method for determining goodwill impairment. Step one is to compare the fair value of the reporting unit with the unit's carrying amount, including goodwill. If this test indicates the fair value is less than the carrying value, then step two is required to compare the implied fair value of the reporting unit's goodwill with the carrying value of the reporting unit's goodwill. The Company has selected September 30th as its annual testing date. The Company performed its last annual goodwill evaluation as of September 30, 2009, which evaluation took place during the fourth quarter of 2009. No impairment was indicated by this evaluation.

The Company estimates the fair value of the related reporting units using both a discounted cash flow model as well as an EBITDA multiple model. The cash flow forecasts are adjusted by an appropriate discount rate based on the Company's weighted average cost of capital. These models are both based on the Company's best estimate of future revenues and operating costs and are reconciled to the Company's consolidated market capitalization, with consideration of the amount a potential acquirer would be required to pay, in the form of a control premium, in order to gain sufficient ownership to set policies, direct operations and control management decisions.

Approximately \$21.5 million of intangible assets were acquired during the year ended December 31, 2009. The gross carrying amount of the Company's other intangible assets subject to amortization was \$76.2 million at December 31, 2009 and \$68.6 million at December 31, 2008, and the net carrying amount was \$47.0 million at December 31, 2009 and \$54.1 million at December 31, 2008. The carrying amount of the Company's other intangible assets not subject to amortization was \$44.4 million and \$35.2 million at December 31, 2009 and 2008, respectively. Other intangible assets are included in other assets, net on the Company's consolidated balance sheets. Substantially all of the Company's intangible assets are contract-based intangible assets related to operating licenses, management contracts, or non-compete agreements entered into in connection with acquisitions.

The weighted average amortization period for the intangible assets subject to amortization is approximately nine years. There are no expected residual values related to these intangible assets. Amortization expense for these intangible assets was \$13.0 million, \$6.2 million and \$6.1 million during the years ended December 31, 2009, 2008 and 2007, respectively. Amortization expense on intangible assets is estimated to be \$12.2 million in 2010, \$6.4 million in 2011, \$5.6 million in 2012, \$4.3 million in 2013, \$2.8 million in 2014 and \$15.7 million thereafter.

5. Income Taxes

The provision for income taxes for income from continuing operations consists of the following (in thousands):

	Year Ended December 31,		
	2009	2008	2007
Current:			
Federal	\$ 93,496	\$ 2,129	\$ 26,014
State	13,561	3,515	11,411
	<u>107,057</u>	<u>5,644</u>	<u>37,425</u>
Deferred:			
Federal	15,667	106,664	5,203
State	18,601	12,965	(2,768)
	<u>34,268</u>	<u>119,629</u>	<u>2,435</u>
Total provision for income taxes for income from continuing operations	<u>\$ 141,325</u>	<u>\$ 125,273</u>	<u>\$ 39,860</u>

Table of Contents

COMMUNITY HEALTH SYSTEMS, INC. AND SUBSIDIARIES
NOTES TO CONSOLIDATED FINANCIAL STATEMENTS □
(Continued)

The following table reconciles the differences between the statutory federal income tax rate and the effective tax rate (dollars in thousands):

	Year Ended December 31,					
	2009		2008		2007	
	Amount	%	Amount	%	Amount	%
Provision for income taxes at statutory federal rate	\$ 156,146	35.0%	\$ 125,650	35.0%	\$ 37,552	35.0%
State income taxes, net of federal income tax benefit	9,090	2.0	10,720	2.9	5,618	5.2
Net income attributable to noncontrolling interests	(22,006)	(4.9)	(12,216)	(3.4)	(4,680)	(4.4)
Change in valuation allowance	1,113	0.3	(110)	0.0	3,825	3.6
Federal and state tax credits	(4,241)	(1.0)	(2,270)	(0.6)	(2,625)	(2.4)
Deferred tax revaluation	(2,996)	(0.7)	—	0.0	—	0.0
Other	4,219	1.0	3,499	1.0	170	0.2
Provision for income taxes and effective tax rate for income from continuing operations	<u>\$ 141,325</u>	<u>31.7%</u>	<u>\$ 125,273</u>	<u>34.9%</u>	<u>\$ 39,860</u>	<u>37.2%</u>

Deferred income taxes are based on the estimated future tax effects of differences between the financial statement and tax bases of assets and liabilities under the provisions of the enacted tax laws. Deferred income taxes as of December 31, 2009 and 2008 consist of (in thousands):

	As of December 31, 2009		As of December 31, 2008	
	Assets	Liabilities	Assets	Liabilities
Net operating loss and credit carryforwards	\$ 121,568	\$ —	\$ 143,873	\$ —
Property and equipment	—	585,001	—	511,687
Self-insurance liabilities	109,152	—	56,447	—
Intangibles	—	171,070	—	147,669
Investments in unconsolidated affiliates	—	45,570	—	51,557
Other liabilities	—	15,395	—	7,315
Long-term debt and interest	—	21,499	—	30,256
Accounts receivable	44,691	—	23,490	—
Accrued expenses	67,092	—	27,374	—
Other comprehensive income	129,264	—	173,661	—
Stock-based compensation	23,242	—	52,889	—
Other	35,159	—	20,070	—
	<u>530,168</u>	<u>838,535</u>	<u>497,804</u>	<u>748,484</u>
Valuation allowance	(115,128)	—	(124,978)	—
Total deferred income taxes	<u>\$ 415,040</u>	<u>\$ 838,535</u>	<u>\$ 372,826</u>	<u>\$ 748,484</u>

The Company's deferred tax liabilities have been revalued and adjusted in 2009 for the effects of its deferred tax analysis, reducing acquisition-related deferred taxes by \$33.8 million, goodwill by \$33.8 million, other deferred tax liabilities by \$3.0 million and the provision by \$3.0 million. The effects of this adjustment on previously issued consolidated financial statements were not material.

The Company believes that the net deferred tax assets will ultimately be realized, except as noted below. Its conclusion is based on its estimate of future taxable income and the expected timing of temporary difference reversals. The Company has state net operating loss carry forwards of approximately \$1.7 billion, which expire from 2010 to 2029. With respect to the deferred tax liability pertaining to intangibles, as included above, goodwill purchased in connection with certain of the Company's business acquisitions is amortizable for income tax reporting purposes. However, for financial reporting purposes, there is no corresponding amortization allowed with respect to such purchased goodwill.

Table of Contents

COMMUNITY HEALTH SYSTEMS, INC. AND SUBSIDIARIES NOTES TO CONSOLIDATED FINANCIAL STATEMENTS □ (Continued)

The valuation allowance decreased by \$9.9 million during the year ended December 31, 2009 and increased \$56.4 million during the year ended December 31, 2008. In addition to amounts previously discussed, the change in valuation allowance relates to a redetermination of the amount of, and realizability of, net operating losses in certain state income tax jurisdictions.

The total amount of unrecognized benefit that would impact the effective tax rate, if recognized, is approximately \$9.4 million as of December 31, 2009. It is the Company's policy to recognize interest and penalties accrued related to unrecognized benefits in its consolidated statements of income as income tax expense. Adjustments for purchase business combinations generally impact goodwill and do not affect net income. During the year ended December 31, 2009, the Company decreased liabilities by approximately \$0.4 million and recorded \$0.6 million in interest and penalties related to prior state income tax returns through its income tax provision from continuing operations, which are included in its liability for uncertain tax positions at December 31, 2009. A total of approximately \$2.0 million of interest and penalties is included in the amount of liability for uncertain tax positions at December 31, 2009. During the year ended December 31, 2009, the Company released \$0.6 million for income taxes and \$0.2 million for accrued interest of its liability for uncertain tax positions, as a result of the expiration of the statute of limitations pertaining to tax positions taken in prior years relative to state tax positions.

The Company believes that it is reasonably possible that approximately \$6.4 million of its current unrecognized tax benefit may be recognized within the next twelve months as a result of a lapse of the statute of limitations and settlements with taxing authorities.

The following is a tabular reconciliation of the total amount of unrecognized tax benefit for the years ended December 31, 2009, 2008 and 2007 (in thousands):

	Year Ended December 31,		
	2009	2008	2007
Unrecognized Tax Benefit at beginning of year	\$ 15,630	\$ 14,880	\$ 10,510
Gross (decreases) increases — purchase business combination	(4,173)	8,325	10,160
Gross increases — tax positions in current period	—	—	1,930
Gross increases — tax positions in prior period	—	223	1,820
Lapse of statute of limitations	(663)	(7,460)	(6,700)
Settlements	(1,560)	(338)	(2,840)
Unrecognized Tax Benefit at end of year	<u>\$ 9,234</u>	<u>\$ 15,630</u>	<u>\$ 14,880</u>

The Company or one of its subsidiaries files income tax returns in the U.S. federal jurisdiction and various state jurisdictions. The Company has extended the federal statute of limitations for Triad for the tax periods ended December 31, 1999, December 31, 2000, April 30, 2001, June 30, 2001, December 31, 2001, December 31, 2002, and December 31, 2003. The Company is currently under examination by the IRS regarding the federal tax return of Triad for the tax periods ended December 31, 2004, December 31, 2005, December 31, 2006 and July 25, 2007. The Company believes the results of this examination will not be material to its consolidated results of operations or consolidated financial position. With few exceptions, the Company is no longer subject to state income tax examinations for years prior to 2006 and federal income tax examinations with respect to Community Health Systems, Inc. federal returns for years prior to 2006.

Prior to January 1, 2009, income attributable to noncontrolling interests was deducted from earnings before arriving at income from continuing operations. With the adoption of certain updates to the U.S. GAAP related to consolidations effective January 1, 2009, the income attributable to noncontrolling interests has been reclassified below net income and therefore is no longer deducted in arriving at income from continuing operations. However, the provision for income taxes does not change because those less than wholly-owned consolidated subsidiaries attribute their taxable income to their respective investors. Accordingly, the Company will not pay tax on the income attributable to the noncontrolling interests. As a result of separately reporting income that is taxed to others, the Company's effective tax rate on continuing operations before income taxes, as reported on the face of the financial statements is 31.7%, 34.9% and 37.2% for the years ended December 31, 2009, 2008 and 2007, respectively. However, the actual effective tax rate that is attributable to the Company's share of income from continuing operations before income taxes (income from continuing operations before income taxes, as presented on the face of

Table of Contents

COMMUNITY HEALTH SYSTEMS, INC. AND SUBSIDIARIES NOTES TO CONSOLIDATED FINANCIAL STATEMENTS — (Continued)

the statement of income, less income from continuing operations attributable to noncontrolling interests of \$62.9 million, \$34.9 million and \$13.4 million for the years ended December 31, 2009, 2008 and 2007, respectively) is 36.9%, 38.7% and 42.4% for the years ended December 31, 2009, 2008 and 2007, respectively.

The Company paid income taxes, net of refunds received, of \$57.3 million during 2009. Cash paid for income taxes, net of refunds received, resulted in a net cash refund of \$65.0 million during 2008.

6. Long-Term Debt

Long-term debt consists of the following (in thousands):

	As of December 31,	
	2009	2008
Credit Facilities:		
Term loans	\$ 6,043,847	\$ 5,965,866
Tax-exempt bonds	8,000	8,000
Senior notes	2,784,331	2,910,831
Capital lease obligations (see Note 9)	36,915	41,086
Other	38,015	46,306
Total debt	8,911,108	8,972,089
Less current maturities	(66,470)	(33,904)
Total long-term debt	<u>\$ 8,844,638</u>	<u>\$ 8,938,185</u>

Terminated Credit Facility and Notes

On August 19, 2004, CHS entered into an approximately \$1.6 billion senior secured credit facility with a consortium of lenders which was subsequently amended on December 16, 2004, July 8, 2005 and December 13, 2006 (the "Terminated Credit Facility"). The purpose of the Terminated Credit Facility was to refinance and replace the Company's previous credit agreement, repay specified other indebtedness, and fund general corporate purposes, including amending the credit facility to permit declaration and payment of cash dividends, to repurchase shares or make other distributions, subject to certain restrictions. The Terminated Credit Facility consisted of an approximately \$1.2 billion term loan that was due to mature in 2011 and a \$425 million revolving credit facility that was due to mature in 2009. The First Incremental Facility Amendment, dated as of December 13, 2006, increased the Company's term loans by \$400 million (the "Incremental Term Loan Facility") and also gave the Company the ability to add up to \$400 million of additional term loans. The full amount of the Incremental Term Loan Facility was funded on December 13, 2006, and the proceeds were used to repay the full outstanding amount (approximately \$326 million) of the revolving credit facility under the Terminated Credit Agreement and the balance was available to be used for general corporate purposes. The Company was able to elect from time to time an interest rate per annum for the borrowings under the term loan, including the incremental term loan, and revolving credit facility equal to (a) an alternate base rate, which would have been equal to the greatest of (i) the Prime Rate (as defined) in effect and (ii) the Federal Funds Effective Rate (as defined), plus 50 basis points, plus (1) 75 basis points for the term loan and (2) the Applicable Margin (as defined) for revolving credit loans or (b) the Eurodollar Rate (as defined) plus (1) 175 basis points for the term loan and (2) the Applicable Margin for Eurodollar revolving credit loans. The Company also paid a commitment fee for the daily average unused commitments under the revolving credit facility. The commitment fee was based on a pricing grid depending on the Applicable Margin for Eurodollar revolving credit loans and ranged from 0.250% to 0.500%. The commitment fee was payable quarterly in arrears and on the revolving credit termination date with respect to the available revolving credit commitments. In addition, the Company paid fees for each letter of credit issued under the credit facility.

On December 16, 2004, the Company issued \$300 million 6.50% senior subordinated notes due 2012. On April 8, 2005, the Company exchanged these notes for notes having substantially the same terms as the outstanding notes, except the exchanged notes were registered under the Securities Act of 1933, as amended (the "1933 Act"). These exchanged notes were repaid in 2007.

COMMUNITY HEALTH SYSTEMS, INC. AND SUBSIDIARIES
NOTES TO CONSOLIDATED FINANCIAL STATEMENTS —
(Continued)

Credit Facility and Notes

On July 25, 2007, the Company entered into the Credit Facility with a syndicate of financial institutions led by Credit Suisse, as administrative agent and collateral agent. The Credit Facility consists of an approximately \$6.1 billion funded term loan facility with a maturity of seven years, a \$400 million delayed draw term loan facility with a maturity of seven years and a \$750 million revolving credit facility with a maturity of six years. As of December 31, 2007, the \$400 million delayed draw term loan facility had been reduced to \$300 million at the request of CHS. During the fourth quarter of 2008, \$100 million of the delayed draw term loan was drawn by CHS, reducing the delayed draw term loan availability to \$200 million at December 31, 2008. In January 2009, CHS drew down the remaining \$200 million of the delayed draw term loan. The revolving credit facility also includes a subfacility for letters of credit and a swingline subfacility. In connection with the consummation of the acquisition of Triad, CHS used a portion of the net proceeds from its Credit Facility and the Notes offering to repay its outstanding debt under the previously outstanding credit facility, the 6.50% senior subordinated notes due 2012 and certain of Triad's existing indebtedness. During the third quarter of 2007, the Company recorded a pre-tax write-off of approximately \$13.9 million in deferred loan costs relative to the early extinguishment of the debt under the previously outstanding credit facility and incurred tender and solicitation fees of approximately \$13.4 million on the early repayment of the Company's \$300 million aggregate principal amount of 6.50% senior subordinated notes due 2012 through a cash tender offer and consent solicitation.

The Credit Facility requires quarterly amortization payments of each term loan facility equal to 0.25% of the outstanding amount of the term loans, if any, with the outstanding principal balance payable on July 25, 2014.

The term loan facility must be prepaid in an amount equal to (1) 100% of the net cash proceeds of certain asset sales and dispositions by the Company and its subsidiaries, subject to certain exceptions and reinvestment rights, (2) 100% of the net cash proceeds of issuances of certain debt obligations or receivables based financing by the Company and its subsidiaries, subject to certain exceptions, and (3) 50%, subject to reduction to a lower percentage based on the Company's leverage ratio (as defined in the Credit Facility generally as the ratio of total debt on the date of determination to the Company's EBITDA, as defined, for the four quarters most recently ended prior to such date), of excess cash flow (as defined) for any year, commencing in 2008, subject to certain exceptions. Voluntary prepayments and commitment reductions are permitted in whole or in part, without any premium or penalty, subject to minimum prepayment or reduction requirements.

The obligor under the Credit Facility is CHS. All of the obligations under the Credit Facility are unconditionally guaranteed by the Company and certain existing and subsequently acquired or organized domestic subsidiaries. All obligations under the Credit Facility and the related guarantees are secured by a perfected first priority lien or security interest in substantially all of the assets of the Company, CHS and each subsidiary guarantor, including equity interests held by the Company, CHS or any subsidiary guarantor, but excluding, among others, the equity interests of non-significant subsidiaries, syndication subsidiaries, securitization subsidiaries and joint venture subsidiaries.

The loans under the Credit Facility bear interest on the outstanding unpaid principal amount at a rate equal to an applicable percentage plus, at CHS's option, either (a) an Alternate Base Rate (as defined) determined by reference to the greater of (1) the Prime Rate (as defined) announced by Credit Suisse or (2) the Federal Funds Effective Rate (as defined) plus one-half of 1.0%, or (b) a reserve adjusted London interbank offered rate for dollars (Eurodollar Rate) (as defined). The applicable percentage for term loans is 1.25% for Alternate Base Rate loans and 2.25% for Eurodollar rate loans. The applicable percentage for revolving loans is 1.25% for Alternate Base Rate revolving loans and 2.25% for Eurodollar revolving loans, in each case subject to reduction based on the Company's leverage ratio. Loans under the swingline subfacility bear interest at the rate applicable to Alternate Base Rate loans under the revolving credit facility.

CHS has agreed to pay letter of credit fees equal to the applicable percentage then in effect with respect to Eurodollar rate loans under the revolving credit facility times the maximum aggregate amount available to be drawn under all letters of credit outstanding under the subfacility for letters of credit. The issuer of any letter of credit issued under the subfacility for letters of credit will also receive a customary fronting fee and other customary processing charges. CHS was initially obligated to pay commitment fees of 0.50% per annum (subject to reduction based upon the Company's leverage ratio) on the unused portion of the revolving credit facility. For purposes of this

Table of Contents

COMMUNITY HEALTH SYSTEMS, INC. AND SUBSIDIARIES
NOTES TO CONSOLIDATED FINANCIAL STATEMENTS —
(Continued)

calculation, swingline loans are not treated as usage of the revolving credit facility. With respect to the delayed draw term loan facility, CHS was also obligated to pay commitment fees of 0.50% per annum for the first nine months after the closing of the Credit Facility, 0.75% per annum for the next three months after such nine-month period and thereafter, 1.0% per annum. In each case, the commitment fee was paid on the unused amount of the delayed draw term loan facility. After the draw down of the remaining \$200 million of the delayed draw term loan in January 2009, CHS no longer pays any commitment fees for the delayed draw term loan facility. CHS paid arrangement fees on the closing of the Credit Facility and pays an annual administrative agent fee.

The Credit Facility contains customary representations and warranties, subject to limitations and exceptions, and customary covenants restricting the Company's and its subsidiaries' ability to, among other things and subject to certain exceptions, (1) declare dividends, make distributions or redeem or repurchase capital stock, (2) prepay, redeem or repurchase other debt, (3) incur liens or grant negative pledges, (4) make loans and investments and enter into acquisitions and joint ventures, (5) incur additional indebtedness or provide certain guarantees, (6) make capital expenditures, (7) engage in mergers, acquisitions and asset sales, (8) conduct transactions with affiliates, (9) alter the nature of the Company's businesses, (10) grant certain guarantees with respect to physician practices, (11) engage in sale and leaseback transactions or (12) change the Company's fiscal year. The Company is also required to comply with specified financial covenants (consisting of a leverage ratio and an interest coverage ratio) and various affirmative covenants.

Events of default under the Credit Facility include, but are not limited to, (1) CHS's failure to pay principal, interest, fees or other amounts under the credit agreement when due (taking into account any applicable grace period), (2) any representation or warranty proving to have been materially incorrect when made, (3) covenant defaults subject, with respect to certain covenants, to a grace period, (4) bankruptcy events, (5) a cross default to certain other debt, (6) certain undischarged judgments (not paid within an applicable grace period), (7) a change of control, (8) certain ERISA-related defaults and (9) the invalidity or impairment of specified security interests, guarantees or subordination provisions in favor of the administrative agent or lenders under the Credit Facility.

The Notes were issued by CHS in connection with the Triad acquisition in the principal amount of approximately \$3.0 billion. The Notes will mature on July 15, 2015. The Notes bear interest at the rate of 8.875% per annum, payable semiannually in arrears on January 15 and July 15, commencing January 15, 2008. Interest on the Notes accrues from the date of original issuance. Interest is calculated on the basis of 360-day year comprised of twelve 30-day months.

Except as set forth below, CHS is not entitled to redeem the Notes prior to July 15, 2011.

On and after July 15, 2011, CHS is entitled, at its option, to redeem all or a portion of the Notes upon not less than 30 nor more than 60 days notice, at the redemption prices (expressed as a percentage of principal amount on the redemption date), plus accrued and unpaid interest, if any, to the redemption date (subject to the right of holders of record on the relevant record date to receive interest due on the relevant interest payment date), if redeemed during the 12-month period commencing on July 15 of the years set forth below:

<u>Period</u>	<u>Redemption Price</u>
2011	104.438%
2012	102.219%
2013 and thereafter	100.000%

In addition, any time prior to July 15, 2010, CHS is entitled, at its option, on one or more occasions to redeem the Notes (which include additional Notes (the "Additional Notes"), if any, which may be issued from time to time under the indenture under which the Notes were issued) in an aggregate principal amount not to exceed 35% of the aggregate principal amount of the Notes (which includes Additional Notes, if any) originally issued at a redemption price (expressed as a percentage of principal amount) of 108.875%, plus accrued and unpaid interest to the redemption date, with the Net Cash Proceeds (as defined) from one or more Public Equity Offerings (as defined) (provided that if the Public Equity Offering is an offering by the Company, a portion of the Net Cash Proceeds thereof equal to the amount required to redeem any such Notes is contributed to the equity capital of CHS); provided, however, that:

Table of Contents

COMMUNITY HEALTH SYSTEMS, INC. AND SUBSIDIARIES
NOTES TO CONSOLIDATED FINANCIAL STATEMENTS —
(Continued)

- 1) at least 65% of such aggregate principal amount of Notes originally issued remains outstanding immediately after the occurrence of each such redemption (other than the Notes held, directly or indirectly, by the Company or its subsidiaries); and
- 2) each such redemption occurs within 90 days after the date of the related Public Equity Offering.

CHS is entitled, at its option, to redeem the Notes, in whole or in part, at any time prior to July 15, 2011, upon not less than 30 or more than 60 days notice, at a redemption price equal to 100% of the principal amount of Notes redeemed plus the Applicable Premium (as defined), and accrued and unpaid interest, if any, as of the applicable redemption date.

Pursuant to a registration rights agreement entered into at the time of the issuance of the Notes, as a result of an exchange offer made by CHS, substantially all of the Notes issued in July 2007 were exchanged in November 2007 for new notes (the "Exchange Notes") having terms substantially identical in all material respects to the Notes (except that the Exchange Notes were issued under a registration statement pursuant to the 1933 Act). References to the Notes shall also be deemed to include the Exchange Notes unless the context provides otherwise.

During the year ended December 31, 2008, the Company repurchased on the open market and cancelled \$110.5 million of principal amount of the Notes. This resulted in a net gain from early extinguishment of debt of \$2.5 million with an after-tax impact of \$1.6 million.

During the year ended December 31, 2009, the Company repurchased on the open market and cancelled \$126.5 million of principal amount of the Notes. This resulted in a net gain from early extinguishment of debt of \$2.7 million with an after-tax impact of \$1.7 million.

On April 2, 2009, the Company paid down \$110.4 million of its term loans under the Credit Facility. Of this amount, \$85.0 million was paid down as required under the terms of the Credit Facility with the net proceeds received from the sale of the ownership interest in the partnership that owned and operated Presbyterian Hospital of Denton. This resulted in a loss from early extinguishment of debt of \$1.1 million with an after-tax impact of \$0.7 million recorded in discontinued operations for the year ended December 31, 2009. The remaining \$25.4 million was paid on the term loans as required under the terms of the Credit Facility with the net proceeds received from the sale of various other assets. This resulted in a loss from early extinguishment of debt of \$0.3 million with an after-tax impact of \$0.2 million recorded in continuing operations for the year ended December 31, 2009.

As of December 31, 2009, the availability for additional borrowings under the Credit Facility was \$750 million pursuant to the revolving credit facility, of which \$90.0 million was set aside for outstanding letters of credit. CHS also has the ability to add up to \$300 million of borrowing capacity from receivable transactions (including securitizations) under the Credit Facility, which has not yet been accessed. CHS also has the ability to amend the Credit Facility to provide for one or more tranches of term loans in an aggregate principal amount of \$600 million, which CHS has not yet accessed. As of December 31, 2009, the weighted-average interest rate under the Credit Facility, excluding swaps, was 2.85%.

The Term Loans are scheduled to be paid with principal payments for future years as follows (in thousands):

<u>Year</u>	<u>Term Loans</u>
2010	\$ 43,471
2011	46,254
2012	46,471
2013	46,471
2014	5,861,180
Thereafter	—
Total	<u>\$ 6,043,847</u>

Table of Contents

COMMUNITY HEALTH SYSTEMS, INC. AND SUBSIDIARIES
NOTES TO CONSOLIDATED FINANCIAL STATEMENTS —
(Continued)

As of December 31, 2009 and 2008, the Company had letters of credit issued, primarily in support of potential insurance related claims and certain bonds, of approximately \$90.0 million and \$93.6 million, respectively.

Tax-Exempt Bonds. Tax-Exempt Bonds bore interest at floating rates, which averaged 0.95% and 2.37% during 2009 and 2008, respectively.

As previously described, in connection with the Triad acquisition, the Company issued approximately \$3.0 billion principal amount of Notes. These Notes bear interest at 8.875% interest and mature on July 15, 2015.

Other Debt. As of December 31, 2009, other debt consisted primarily of an industrial revenue bond, the mortgage obligation on the Company's corporate headquarters and other obligations maturing in various installments through 2019.

To limit the effect of changes in interest rates on a portion of the Company's long-term borrowings, the Company is a party to 38 separate interest swap agreements in effect at December 31, 2009, with an aggregate notional amount of approximately \$5.4 billion, and to three forward-starting interest swap agreements with an aggregate notional amount of \$400 million that will become effective upon the termination of three current agreements. On each of these swaps, the Company receives a variable rate of interest based on the three-month London Inter-Bank Offer Rate ("LIBOR") in exchange for the payment of a fixed rate of interest. The Company currently pays, on a quarterly basis, a margin above LIBOR of 225 basis points for revolver loans and term loans under the Credit Facility. See Note 7 for additional information regarding these swaps.

As of December 31, 2009, the scheduled maturities of long-term debt outstanding, including capital leases for each of the next five years and thereafter are as follows (in thousands):

Year	Amount
2010	\$ 66,470
2011	53,960
2012	49,705
2013	49,913
2014	5,863,700
Thereafter	2,827,360
Total	<u>\$ 8,911,108</u>

The Company paid interest of \$657 million, \$654 million and \$218 million on borrowings during the years ended December 31, 2009, 2008 and 2007, respectively.

Table of Contents

COMMUNITY HEALTH SYSTEMS, INC. AND SUBSIDIARIES
NOTES TO CONSOLIDATED FINANCIAL STATEMENTS —
(Continued)

7. Fair Values of Financial Instruments

The fair value of financial instruments has been estimated by the Company using available market information as of December 31, 2009 and 2008, and valuation methodologies considered appropriate. The estimates presented are not necessarily indicative of amounts the Company could realize in a current market exchange (in thousands):

	As of December 31,			
	2009		2008	
	Carrying Amount	Estimated Fair Value	Carrying Amount	Estimated Fair Value
Assets:				
Cash and cash equivalents	\$ 344,541	\$ 344,541	\$ 220,655	\$ 220,655
Available-for-sale securities	28,025	28,025	6,325	6,325
Trading securities	22,777	22,777	24,325	24,325
Liabilities:				
Credit facilities	6,043,847	5,681,216	5,965,866	4,653,375
Tax-exempt bonds	8,000	8,000	8,000	8,000
Senior notes	2,784,331	2,881,783	2,910,831	2,677,965
Other debt	38,015	38,015	46,306	46,306

Cash and cash equivalents. The carrying amount approximates fair value due to the short-term maturity of these instruments (less than three months).

Available-for-sale securities. Estimated fair value is based on closing price as quoted in public markets.

Trading securities. Estimated fair value is based on closing price as quoted in public markets.

Credit facilities. Estimated fair value is based on information from the Company's bankers regarding relevant pricing for trading activity among the Company's lending institutions.

Tax-exempt bonds. The carrying amount approximates fair value as a result of the weekly interest rate reset feature of these publicly-traded instruments.

Senior notes. Estimated fair value is based on the average bid and ask price as quoted by the bank who served as underwriters in the sale of these notes.

Other debt. The carrying amount of all other debt approximates fair value due to the nature of these obligations.

Interest Rate Swaps. The fair value of interest rate swap agreements is the amount at which they could be settled, based on estimates calculated by the Company using a discounted cash flow analysis based on observable market inputs and validated by comparison to estimates obtained from the counterparty.

The Company assesses the effectiveness of its hedge instruments on a quarterly basis. For the years ended December 31, 2009 and 2008, the Company completed an assessment of the cash flow hedge instruments and determined the hedges to be highly effective. The Company has also determined that the ineffective portion of the hedges do not have a material effect on the Company's consolidated financial position, operations or cash flows. The counterparties to the interest rate swap agreements exposes the Company to credit risk in the event of non-performance. However, at December 31, 2009, since the majority of the swap agreements entered into by the Company were in net liability position so that the Company would be required to make the net settlement payments to the counterparties, the Company does not anticipate non-performance by those counterparties. The Company does not hold or issue derivative financial instruments for trading purposes.

Table of Contents

COMMUNITY HEALTH SYSTEMS, INC. AND SUBSIDIARIES

NOTES TO CONSOLIDATED FINANCIAL STATEMENTS — (Continued)

Interest rate swaps consisted of the following at December 31, 2009:

Swap #	Notional Amount (in 000's)	Fixed Interest Rate	Termination Date	Fair Value (in 000's)
1	\$ 200,000	2.8800%	September 17, 2010	\$ (3,655)
2	100,000	4.9360%	October 4, 2010	(3,630)
3	100,000	4.7090%	January 24, 2011	(4,343)
4	300,000	5.1140%	August 8, 2011	(19,843)
5	100,000	4.7185%	August 19, 2011	(6,033)
6	100,000	4.7040%	August 19, 2011	(6,009)
7	100,000	4.6250%	August 19, 2011	(5,874)
8	200,000	4.9300%	August 30, 2011	(12,961)
9	200,000	3.0920%	September 18, 2011	(6,709)
10	100,000	3.0230%	October 23, 2011	(3,323)
11	200,000	4.4815%	October 26, 2011	(12,151)
12	200,000	4.0840%	December 3, 2011	(11,135)
13	100,000	3.8470%	January 4, 2012	(5,193)
14	100,000	3.8510%	January 4, 2012	(5,201)
15	100,000	3.8560%	January 4, 2012	(5,211)
16	200,000	3.7260%	January 8, 2012	(9,914)
17	200,000	3.5065%	January 16, 2012	(9,034)
18	250,000	5.0185%	May 30, 2012	(20,877)
19	150,000	5.0250%	May 30, 2012	(12,638)
20	200,000	4.6845%	September 11, 2012	(15,831)
21	100,000	3.3520%	October 23, 2012	(4,299)
22	125,000	4.3745%	November 23, 2012	(8,981)
23	75,000	4.3800%	November 23, 2012	(5,439)
24	150,000	5.0200%	November 30, 2012	(13,694)
25	200,000	2.2420%	February 28, 2013	1,219(1)
26	100,000	5.0230%	May 30, 2013	(9,575)
27	300,000	5.2420%	August 6, 2013	(31,724)
28	100,000	5.0380%	August 30, 2013	(9,887)
29	50,000	3.5860%	October 23, 2013	(2,282)
30	50,000	3.5240%	October 23, 2013	(2,165)
31	100,000	5.0500%	November 30, 2013	(10,077)
32	200,000	2.0700%	December 19, 2013	3,000
33	100,000	5.2310%	July 25, 2014	(11,157)
34	100,000	5.2310%	July 25, 2014	(11,157)
35	200,000	5.1600%	July 25, 2014	(21,694)
36	75,000	5.0405%	July 25, 2014	(7,744)
37	125,000	5.0215%	July 25, 2014	(12,803)
38	100,000	2.6210%	July 25, 2014	259
39	100,000	3.1100%	July 25, 2014	89(2)
40	100,000	3.2580%	July 25, 2014	153(3)
41	100,000	3.0050%	November 30, 2016	2,458

- (1) This interest rate swap becomes effective September 17, 2010, concurrent with the termination of swap #1.
- (2) This interest rate swap becomes effective October 4, 2010, concurrent with the termination of swap #2.
- (3) This interest rate swap becomes effective January 24, 2011, concurrent with the termination of swap #3.

Table of Contents

COMMUNITY HEALTH SYSTEMS, INC. AND SUBSIDIARIES
NOTES TO CONSOLIDATED FINANCIAL STATEMENTS — (Continued)

The Company is exposed to certain risks relating to its ongoing business operations. The primary risk managed by using derivative instruments is interest rate risk. Interest rate swaps are entered into to manage interest rate risk associated with the term loans in the Credit Facility. Companies are required to recognize all derivative instruments as either assets or liabilities at fair value in the consolidated statement of financial position. The Company designates interest rate swaps as cash flow hedges. For derivative instruments that are designated and qualify as cash flow hedges, the effective portion of the gain or loss on the derivative is reported as a component of other comprehensive income and reclassified into earnings in the same period or periods during which the hedged transactions affects earnings. Gains and losses on the derivative representing either hedge ineffectiveness or hedge components excluded from the assessment of effectiveness are recognized in current earnings.

Assuming no change in December 31, 2009 interest rates, approximately \$216.7 million of interest expense resulting from the spread between the fixed and floating rates defined in each interest rate swap agreement will be recognized during the next twelve months. If interest rate swaps do not remain highly effective as a cash flow hedge, the derivatives' gains or losses resulting from the change in fair value reported through other comprehensive income will be reclassified into earnings.

The following tabular disclosure provides the location of pre-tax loss recognized in the consolidated balance sheet through other comprehensive income and reclassified into interest expense on the consolidated statement of income during the year ended December 31, 2009 (in thousands):

Derivatives in Cash Flow Hedging Relationships	Amount of Pre-Tax Loss Recognized in OCI on Derivative (Effective Portion) For the year ended December 31, 2009	Location of Loss Reclassified from Accumulated OCI into Income (Effective Portion)	Amount of Pre-Tax Loss Reclassified from Accumulated OCI into Income (Effective Portion) For the year ended December 31, 2009
Interest rate swaps	(\$57,576)	Interest expense, net	(\$176,677)

The fair values of derivative instruments in the consolidated balance sheets as of December 31, 2009 and 2008 were as follows (in thousands):

	Asset Derivatives				Liability Derivatives			
	As of December 31, 2009		As of December 31, 2008		As of December 31, 2009		As of December 31, 2008	
	Balance Sheet	Fair Value	Balance Sheet	Fair Value	Balance Sheet	Fair Value	Balance Sheet	Fair Value
Derivatives designated as hedging instruments	Other assets, net	\$—	Other assets, net,	\$—	Other long-term liabilities	\$ 316,033	Other long-term liabilities	\$ 435,134

8. Fair Value

Fair Value Hierarchy

Fair value is a market-based measurement, not an entity-specific measurement. Therefore, a fair value measurement should be determined based on the assumptions that market participants would use in pricing the asset or liability. As a basis for considering market participant assumptions in fair value measurements, the Company utilizes the U.S. GAAP fair value hierarchy that distinguishes between market participant assumptions based on market data obtained from sources independent of the reporting entity (observable inputs that are classified within Levels 1 and 2 of the hierarchy) and the reporting entity's own assumption about market participant assumptions (unobservable inputs classified within Level 3 of the hierarchy).

The inputs used to measure fair value are classified into the following fair value hierarchy:

Level 1: Quoted market prices in active markets for identical assets or liabilities.

Level 2: Observable market-based inputs or unobservable inputs that are corroborated by market data.

Level 3: Unobservable inputs that are supported by little or no market activity and are significant to the fair value of the assets or liabilities. Level 3 includes values determined using pricing models, discounted cash flow methodologies, or similar techniques reflecting the Company's own assumptions.

In instances where the determination of the fair value hierarchy measurement is based on inputs from different levels of the fair value

hierarchy, the level in the fair value hierarchy within which the entire fair value measurement falls is based on the lowest level input that is significant to the fair value measurement in its entirety. The Company's assessment of the significance of a particular input to the fair value measurement in its entirety requires judgment of factors specific to the asset or liability.

Table of Contents

COMMUNITY HEALTH SYSTEMS, INC. AND SUBSIDIARIES
NOTES TO CONSOLIDATED FINANCIAL STATEMENTS — (Continued)

The following table sets forth, by level within the fair value hierarchy, the financial assets and liabilities recorded at fair value on a recurring basis as of December 31, 2009 and 2008 (in thousands):

	As of December 31, 2009	Level 1	Level 2	Level 3
Available-for-sale securities	\$ 28,025	\$ 28,025	—	—
Trading securities	22,777	22,777	—	—
Total assets	<u>\$ 50,802</u>	<u>\$ 50,802</u>	<u>\$ —</u>	<u>\$ —</u>
Fair value of interest rate swap agreements	\$ 316,033	\$ —	\$ 316,033	\$ —
Total liabilities	<u>\$ 316,033</u>	<u>\$ —</u>	<u>\$ 316,033</u>	<u>\$ —</u>
	As of December 31, 2008	Level 1	Level 2	Level 3
Available-for-sale securities	\$ 6,325	\$ 6,325	\$ —	\$ —
Trading securities	24,325	24,325	—	—
Total assets	<u>\$ 30,650</u>	<u>\$ 30,650</u>	<u>\$ —</u>	<u>\$ —</u>
Fair value of interest rate swap agreements	\$ 435,134	\$ —	\$ 435,134	\$ —
Contractual obligation	48,985	—	—	48,985
Total liabilities	<u>\$ 484,119</u>	<u>\$ —</u>	<u>\$ 435,134</u>	<u>\$ 48,985</u>

Available-for-sale securities and trading securities classified as Level 1 are measured using quoted market prices. The valuation of the Company's interest rate swap agreements is determined using market valuation techniques, including discounted cash flow analysis on the expected cash flows of each agreement. This analysis reflects the contractual terms of the agreement, including the period to maturity, and uses observable market-based inputs, including forward interest rate curves. The fair values of interest rate swap agreements are determined by netting the discounted future fixed cash payments (or receipts) and the discounted expected variable cash receipts (or payments). The variable cash receipts (or payments) are based on the expectation of future interest rates based on observable market forward interest rate curves and the notional amount being hedged.

The Company incorporates credit valuation adjustments ("CVAs") to appropriately reflect both its own nonperformance or credit risk and the respective counterparty's nonperformance or credit risk in the fair value measurements. In adjusting the fair value of its interest rate swap agreements for the effect of nonperformance risk, the Company has considered the impact of any netting features included in the agreements. The CVA on the Company's interest rate swap agreements at December 31, 2009 resulted in a decrease in the fair value of the related liability of \$5.9 million and an after-tax adjustment of \$3.8 million to other comprehensive income.

The majority of the inputs used to value its interest rate swap agreements, including the forward interest rate curves and market perceptions of the Company's credit risk used in the CVAs, are observable inputs available to a market participant. As a result, the Company has determined that the interest rate swap valuations are classified in Level 2 of the fair value hierarchy.

The contractual obligation liability recorded during the year ended December 31, 2008, represented the fair value of a put option assumed in connection with a business combination using unobservable inputs and assumptions available to the Company. The contractual obligation represented by this liability was settled during the three months ended March 31, 2009, as a result of the sale of ownership interest in the partnership that owned Presbyterian Hospital of Denton. The following table presents a rollforward of the contractual obligation liability (in thousands):

Balance at January 1, 2008	\$ —
Initial recognition of obligation	61,000
Unrealized gain, included in discontinued operations	(12,015)
Balance at December 31, 2008	<u>48,985</u>

Settlement of contractual obligation liability

(48,985)

Balance at December 31, 2009

\$ —

Table of Contents

COMMUNITY HEALTH SYSTEMS, INC. AND SUBSIDIARIES NOTES TO CONSOLIDATED FINANCIAL STATEMENTS — (Continued)

9. Leases

The Company leases hospitals, medical office buildings, and certain equipment under capital and operating lease agreements. During 2009, the Company entered into \$3.3 million of capital lease obligations. All lease agreements generally require the Company to pay maintenance, repairs, property taxes and insurance costs. Commitments relating to noncancellable operating and capital leases for each of the next five years and thereafter are as follows (in thousands):

Year ended December 31,	Operating (1)	Capital
2010	\$ 176,755	\$ 8,399
2011	150,328	5,415
2012	123,842	3,717
2013	100,965	3,304
2014	83,656	2,976
Thereafter	291,560	25,966
Total minimum future payments	<u>\$ 927,106</u>	\$ 49,777
Less imputed interest		<u>(12,862)</u>
Less current portion		<u>(6,476)</u>
Long-term capital lease obligations		<u>\$ 30,439</u>

(1) Minimum lease payments have not been reduced by minimum sublease rentals due in the future of \$36.0 million.

Assets capitalized under capital leases as reflected in the accompanying consolidated balance sheets were \$23.6 million of land and improvements, \$149.3 million of buildings and improvements, and \$65.7 million of equipment and fixtures as of December 31, 2009 and \$23.6 million of land and improvements, \$141.5 million of buildings and improvements, and \$72.9 million of equipment and fixtures as of December 31, 2008. The accumulated depreciation related to assets under capital leases was \$96.1 million and \$86.5 million as of December 31, 2009 and 2008, respectively. Depreciation of assets under capital leases is included in depreciation and amortization expense and amortization of debt discounts on capital lease obligations is included in interest expense in the consolidated statements of income.

10. Employee Benefit Plans

The Company maintains various benefit plans, including defined contribution plans, defined benefit plans and deferred compensation plans, for which the Company's subsidiary, CHS/Community Health Systems, Inc. is the plan sponsor. On January 1, 2009, the sponsor merged the Triad Hospitals, Inc. Retirement Savings Plan, the Abilene Physicians Group 401(k) Plan and Trust and the Regional Employee Assistance Program 401(k) Plan with and into the Community Health Systems, Inc. 401(k) Plan. Contemporaneously, the sponsor also established the CHS Retirement Savings Plan, and the accounts of substantially all participants in the Community Health Systems, Inc. 401(k) Plan were transferred subsequently to the CHS Retirement Savings Plan. Employees of certain subsidiaries whose employment is covered by collective bargaining agreements have remained participants in the Community Health Systems, Inc. 401(k) Plan. The sponsor also established the CHS Spokane 401(k) Plan on January 1, 2009 for the exclusive benefit of certain employees of the Deaconess Medical Center and Valley Hospital and Medical Center and their beneficiaries. Total expense to the Company under the 401(k) plans was \$69.5 million, \$72.3 million and \$39.8 million for the years ended December 31, 2009, 2008 and 2007, respectively.

The Company maintains unfunded deferred compensation plans that allow participants to defer receipt of a portion of their compensation. The liability under the deferred compensation plans was \$57.6 million as of December 31, 2009 and \$44.7 million as of December 31, 2008. The Company had assets of \$57.5 million and \$44.6 million as of December 31, 2009 and 2008, respectively, in a non-qualified plan trust generally designated to pay benefits of the deferred compensation plans, consisting of trading securities of \$22.8 million and \$24.3 million as of December 31, 2009 and 2008, respectively, and company-owned life insurance contracts of \$34.7 million and \$20.3 million as of December 31, 2009 and 2008, respectively.

Table of Contents

COMMUNITY HEALTH SYSTEMS, INC. AND SUBSIDIARIES
NOTES TO CONSOLIDATED FINANCIAL
STATEMENTS—(Continued)

The Company maintains the Community Health Systems Retirement Income Plan, which is a defined benefit, non-contributory pension plan that covers certain employees at three of its hospitals ("Pension Plan"). The Pension Plan provides benefits to covered individuals satisfying certain age and service requirements. Employer contributions to the Pension Plan are in accordance with the minimum funding requirements of the Employee Retirement Income Security Act of 1974, as amended. The Company expects to contribute \$3.1 million to the Pension Plan in 2010. The Company also provides an unfunded Supplemental Executive Retirement Plan ("SERP") for certain members of its executive management. The Company uses a December 31 measurement date for the benefit obligations and a January 1 measurement date for its net periodic costs for both the Pension Plan and SERP. Variances from actuarially assumed rates will result in increases or decreases in benefit obligations, net periodic cost and funding requirements in future periods. The Company had available-for-sale securities in a rabbi trust generally designated to pay benefits of the SERP in the amounts of \$28.0 million and \$6.3 million as of December 31, 2009 and 2008, respectively. These amounts are included in other assets, net on the consolidated balance sheets.

A summary of the benefit obligations and funded status for the Company's pension and SERP plans follows (in thousands):

	Pension Plan		SERP	
	2009	2008	2009	2008
Change in benefit obligation:				
Benefit obligation, beginning of year	\$ 37,625	\$ 28,655	\$ 41,145	\$ 28,598
Service cost	3,886	3,457	4,437	3,232
Interest cost	2,200	1,834	2,469	1,716
Plan amendment	—	—	—	7,387
Actuarial (gain)/loss	(1,232)	3,808	13,028	212
Benefits paid	(234)	(129)	—	—
Benefit obligation, end of year	42,245	37,625	61,079	41,145
Change in plan assets:				
Fair value of assets, beginning of year	13,826	15,479	—	—
Actual return on plan assets	5,046	(5,615)	—	—
Employer contributions	9,945	4,091	—	—
Benefits paid	(234)	(129)	—	—
Fair value of assets, end of year	28,583	13,826	—	—
Unfunded status	<u>\$ (13,662)</u>	<u>\$ (23,799)</u>	<u>\$ (61,079)</u>	<u>\$ (41,145)</u>

A summary of the amounts recognized in the accompanying consolidated balance sheets follows (in thousands):

	Pension Plan		SERP	
	2009	2008	2009	2008
Noncurrent asset	\$ —	\$ —	\$ —	\$ —
Current liability	—	—	—	—
Noncurrent liability	(13,662)	(23,799)	(61,079)	(41,145)
Net amount recognized in the consolidated balance sheets	<u>\$ (13,662)</u>	<u>\$ (23,799)</u>	<u>\$ (61,079)</u>	<u>\$ (41,145)</u>

Table of Contents

**COMMUNITY HEALTH SYSTEMS, INC. AND SUBSIDIARIES
NOTES TO CONSOLIDATED FINANCIAL
STATEMENTS—(Continued)**

A summary of the amounts recognized in Accumulated Other Comprehensive Income ("AOCI") (in thousands):

	Pension Plan		SERP	
	2009	2008	2009	2008
Prior service cost	\$ 1,515	\$ 2,204	\$ 10,501	\$ 12,206
Net actuarial (gain) loss	3,518	8,538	17,150	4,123
Total amount recognized in AOCI	<u>\$ 5,033</u>	<u>\$ 10,742</u>	<u>\$ 27,651</u>	<u>\$ 16,329</u>

A summary of the plans' benefit obligation in excess of the fair value of plan assets as of the end of the year follows (in thousands):

	Pension Plan		SERP	
	2009	2008	2009	2008
Projected benefit obligation	\$ 42,245	\$ 37,625	\$ 61,079	\$ 41,145
Accumulated benefit obligation	33,485	28,301	39,334	28,261
Fair value of plan assets	28,583	13,826	—	—

A summary of the weighted-average assumptions used by the Company to determine benefit obligations as of December 31 follows:

	Pension Plan		SERP	
	2009	2008	2009	2008
Discount rate	6.02%	5.96%	6.00%	6.00%
Annual salary increases	4.00%	4.00%	5.00%	5.00%

A summary of net periodic cost and other amounts recognized in Other Comprehensive Income follows (in thousands):

	Pension Plan			SERP		
	2009	2008	2007	2009	2008	2007
Service cost	\$ 3,886	\$ 3,457	\$ 3,772	\$ 4,437	\$ 3,232	\$ 2,810
Interest cost	2,200	1,834	1,586	2,469	1,716	1,339
Expected return on plan assets	(1,683)	(1,426)	(1,179)	—	—	—
Amortization of unrecognized prior service cost	689	689	689	1,704	884	884
Amortization of net (gain)/loss	426	—	(13)	1	122	60
Net periodic cost	<u>5,518</u>	<u>4,554</u>	<u>4,855</u>	<u>8,611</u>	<u>5,954</u>	<u>5,093</u>
Prior service cost arising during period	—	—	—	—	7,387	—
Net loss (gain) arising during period	(4,595)	10,849	(2,466)	13,028	212	1,155
Amortization of:						
Prior service cost (credit)	(689)	(689)	(689)	(1,704)	(884)	(883)
Net actuarial (gain) loss	(426)	—	13	(1)	(122)	(60)
Total amount recognized in OCI	<u>(5,710)</u>	<u>10,160</u>	<u>(3,142)</u>	<u>11,323</u>	<u>6,593</u>	<u>212</u>
Total recognized in Net periodic cost and OCI	<u>\$ (192)</u>	<u>\$ 14,714</u>	<u>\$ 1,713</u>	<u>\$ 19,934</u>	<u>\$ 12,547</u>	<u>\$ 5,305</u>

A summary of the expected amortization amounts to be included in net periodic cost for 2010 are as follows (in thousands):

	Pension Plan	SERP
Prior service cost	\$ 689	\$ 1,704
Actuarial (gain)/loss	—	1,340

Table of Contents

COMMUNITY HEALTH SYSTEMS, INC. AND SUBSIDIARIES NOTES TO CONSOLIDATED FINANCIAL STATEMENTS—(Continued)

A summary of the weighted-average assumptions used by the Company to determine net periodic cost follows:

	Pension Plan			SERP		
	2009	2008	2007	2009	2008	2007
Discount rate	5.96%	6.55%	5.94%	6.00%	6.00%	5.75%
Rate of compensation increase	4.00%	4.00%	4.00%	5.00%	5.00%	5.00%
Expected long term rate of return on assets	8.50%	8.50%	8.50%	N/A	N/A	N/A

The Company's weighted-average asset allocations by asset category for its pension plans as of the end of the year follows:

	Pension Plan		SERP	
	2009	2008	2009	2008
Equity securities	100%	100%	N/A	N/A
Debt securities	0%	0%	N/A	N/A
Total	100%	100%	N/A	N/A

The Pension Plan assets are invested in mutual funds with an underlying investment allocation of 60% equity securities and 40% debt securities. All assets are measured at fair value using quoted prices in active markets and therefore are classified as Level 1 measurements in the fair value hierarchy. The expected long-term rate of return for the Pension Plan assets is based on current expected long-term inflation and historical rates of return on equities and fixed income securities, taking into account the investment policy under the plan. The expected long-term rate of return is weighted based on the target allocation for each asset category. Equity securities are expected to return between 7% and 11% and debt securities are expected to return between 4% and 7%. The Company expects the Pension Plan asset managers will provide a premium of approximately 0% to 1.5% per annum to the respective market benchmark indices.

The Company's investment policy related to the Pension Plan is to provide for growth of capital with a moderate level of volatility by investing in accordance with the target asset allocations stated above. The Company reviews its investment policy, including its target asset allocations, on a semi-annual basis to determine whether any changes in market conditions or amendments to its pension plans requires a revision to its investment policy.

The estimated future benefit payments reflecting future service as of the end of 2009 for the Pension Plan and SERP plan follows (in thousands):

Year ending	Pension Plan	SERP
2010	\$ 739	\$ —
2011	874	31,220
2012	1,206	904
2013	1,507	—
2014	1,824	29,040
2015-2019	14,857	24,026

11. Stockholders' Equity

Authorized capital shares of the Company include 400,000,000 shares of capital stock consisting of 300,000,000 shares of common stock and 100,000,000 shares of preferred stock. Each of the aforementioned classes of capital stock has a par value of \$.01 per share. Shares of preferred stock, none of which are outstanding as of December 31, 2009, may be issued in one or more series having such rights, preferences and other provisions as determined by the Board of Directors without approval by the holders of common stock.

On December 13, 2006, the Company commenced an open market repurchase program for up to 5,000,000 shares of the Company's common stock, not to exceed \$200 million in repurchases. This program had an expiration date of the earlier of three years or when the maximum number of shares has been repurchased. This repurchase program expired on December 13, 2009. During the year ended December 31, 2008, the Company repurchased 4,786,609 shares, which is the cumulative number of shares that have been repurchased under this program, at a weighted-average price of \$18.80 per share. During the year ended December 31, 2009, the Company did not repurchase any shares under this program.

Table of Contents

COMMUNITY HEALTH SYSTEMS, INC. AND SUBSIDIARIES
NOTES TO CONSOLIDATED FINANCIAL
STATEMENTS—(Continued)

On December 9, 2009, the Company commenced a new open market repurchase program for up to 3,000,000 shares of the Company's common stock, not to exceed \$100 million in repurchases. This program will conclude at the earlier of three years or when the maximum number of shares has been repurchased. During the year ended December 31, 2009, the Company did not repurchase any shares under this program.

The following schedule discloses the effects of changes in the Company's ownership interest in its less than wholly-owned subsidiaries on Community Health Systems, Inc. stockholders' equity:

	Year Ended December 31,		
	2009	2008	2007
Net income attributable to Community Health Systems, Inc.	\$ 243,150	\$ 218,304	\$ 30,289
Transfers from the noncontrolling interests:			
Net increase in Community Health Systems, Inc. paid-in capital for purchase of subsidiary partnership interests	3,106	—	—
Net transfers from the noncontrolling interests	3,106	—	—
Change from net income attributable to Community Health Systems, Inc. and transfers from noncontrolling interests	<u>\$ 246,256</u>	<u>\$ 218,304</u>	<u>\$ 30,289</u>

Table of Contents

**COMMUNITY HEALTH SYSTEMS, INC. AND SUBSIDIARIES
NOTES TO CONSOLIDATED FINANCIAL
STATEMENTS—(Continued)**

12. Earnings Per Share

The following table sets forth the components of the numerator and denominator for the computation of basic and diluted income from continuing operations per share (in thousands, except share data):

	Year Ended December 31,		
	2009	2008	2007
Numerator:			
Income from continuing operations, net of tax	\$ 304,805	\$ 233,727	\$ 67,431
Less: Income from continuing operations attributable to noncontrolling interests, net of taxes	62,872	34,902	13,371
Income from continuing operations attributable to Community Health Systems, Inc. common stockholders — basic and diluted	<u>\$ 241,933</u>	<u>\$ 198,825</u>	<u>\$ 54,060</u>
Income (loss) from discontinued operations, net of tax	\$ 1,572	\$ 19,007	\$ (22,740)
Less: Income (loss) from discontinued operations attributable to noncontrolling interests, net of taxes	355	(472)	1,031
Income (loss) from discontinued operations attributable to Community Health Systems, Inc. common stockholders — basic and diluted	<u>\$ 1,217</u>	<u>\$ 19,479</u>	<u>\$ (23,771)</u>
Denominator:			
Weighted-average number of shares outstanding — basic	90,614,886	93,371,782	93,517,337
Effect of dilutive securities:			
Non-employee director options	—	—	2,957
Restricted Stock awards	469,134	269,165	227,200
Employee options	422,637	647,882	894,800
Other equity based awards	10,617	—	—
Weighted-average number of shares outstanding — diluted	<u>91,517,274</u>	<u>94,288,829</u>	<u>94,642,294</u>
Dilutive securities outstanding not included in the computation of earning per share because their effect is antidilutive:			
Employee options	6,820,393	5,001,223	4,398,307

13. Equity Investments

As of December 31, 2009, the Company owned equity interests of 27.5% in four hospitals in Las Vegas, Nevada, and 26.1% in one hospital in Las Vegas, Nevada, in which Universal Health Systems, Inc. owns the majority interest, and an equity interest of 38.0% in three hospitals in Macon, Georgia, in which HCA Inc. ("HCA"), owns the majority interest. Effective April 1, 2009, one or more subsidiaries of the Company acquired from Share Foundation the remaining 50% equity interest in MCSA L.L.C., an entity in which one or more subsidiaries of the Company previously had a 50% unconsolidated noncontrolling interest. One or more subsidiaries of the Company provided MCSA L.L.C. certain management services. This acquisition resulted in these subsidiaries of the Company owning 100% equity interest in that entity. MCSA L.L.C. owns and operates Medical Center of South Arkansas in El Dorado, Arkansas. The results of operations for MCSA L.L.C. were included in the consolidated financial statements effective April 1, 2009.

Table of Contents

COMMUNITY HEALTH SYSTEMS, INC. AND SUBSIDIARIES
NOTES TO CONSOLIDATED FINANCIAL STATEMENTS — (Continued)

Summarized combined financial information for the unconsolidated entities in which the Company owned an equity interest is as follows (in thousands):

	<u>As of December 31,</u>	
	<u>2009</u>	<u>2008</u>
Current assets	\$ 207,005	\$ 222,802
Noncurrent assets	744,360	774,320
	<u>\$ 951,365</u>	<u>\$ 997,122</u>
Current liabilities	\$ 83,484	\$ 100,443
Noncurrent liabilities	2,899	9,808
Members' equity	864,982	886,871
	<u>\$ 951,365</u>	<u>\$ 997,122</u>

	<u>For the year ended December 31,</u>		
	<u>2009</u>	<u>2008</u>	<u>2007</u>
Revenues	\$ 1,398,784	\$ 1,426,463	\$ 1,276,555
Operating costs and expenses	\$ 1,253,533	\$ 1,284,645	\$ 1,125,477
Income from continuing operations before taxes	\$ 145,211	\$ 148,012	\$ 153,435

The summarized financial information as of and for the year ended December 31, 2009 was derived from the unaudited financial information provided to the Company by those unconsolidated entities. The summarized financial information as of and for the year ended December 31, 2008 has been revised from the prior year disclosure to reflect the final audited financial information of the equity investee for that period.

The Company's investment in all of its unconsolidated affiliates was \$399.4 million and \$421.6 million at December 31, 2009 and 2008, respectively, and is included in other assets, net in the accompanying consolidated balance sheets. Included in the Company's results of operations is the Company's equity in pre-tax earnings from all of its investments in unconsolidated affiliates, which was \$36.5 million, \$42.1 million and \$25.1 million for the years ended December 31, 2009, 2008 and 2007, respectively.

COMMUNITY HEALTH SYSTEMS, INC. AND SUBSIDIARIES
NOTES TO CONSOLIDATED FINANCIAL STATEMENTS — (Continued)

14. Segment Information

The Company operates in three distinct operating segments, represented by hospital operations (which includes its general acute care hospitals and related healthcare entities that provide inpatient and outpatient healthcare services), home care agency operations (which provides in-home outpatient care), and hospital management services (which provides executive management and consulting services to non-affiliated acute care hospitals). Only the hospital operations segment meets the criteria as a separate reportable segment. The financial information for the home care agencies and management services segments do not meet the quantitative thresholds for a separate identifiable reportable segment and are combined into the corporate and all other reportable segment.

The accounting policies of the segments are the same as those described in the summary of significant accounting policies in Note 1. Expenditures for segment assets are reported on an accrual basis, which includes amounts that are reflected in accounts payable. Substantially all depreciation and amortization as reflected in the consolidated statements of income relates to the hospital operations segment.

Table of Contents

COMMUNITY HEALTH SYSTEMS, INC. AND SUBSIDIARIES
NOTES TO CONSOLIDATED FINANCIAL STATEMENTS — (Continued)

The distribution between reportable segments of the Company's revenues, income from continuing operations before income taxes, expenditures for segment assets and total assets is summarized in the following tables (in thousands):

	For the Year Ended December 31,		
	2009	2008	2007
Revenues:			
Hospital operations	\$ 11,839,515	\$ 10,680,497	\$ 6,917,521
Corporate and all other	268,098	238,598	178,340
	<u>\$ 12,107,613</u>	<u>\$ 10,919,095</u>	<u>\$ 7,095,861</u>
Income from continuing operations before income taxes:			
Hospital operations	\$ 588,857	\$ 494,922	\$ 265,410
Corporate and all other	(142,727)	(135,922)	(158,119)
	<u>\$ 446,130</u>	<u>\$ 359,000</u>	<u>\$ 107,291</u>
Expenditures for segment assets:			
Hospital operations	\$ 543,969	\$ 643,180	\$ 499,044
Corporate and all other	15,105	41,443	35,091
	<u>\$ 559,074</u>	<u>\$ 684,623</u>	<u>\$ 534,135</u>
		As of December 31,	
		2009	2008
Total assets:			
Hospital operations		\$ 12,715,228	\$ 12,646,590
Corporate and all other		1,306,244	1,171,664
		<u>\$ 14,021,472</u>	<u>\$ 13,818,254</u>

15. Commitments and Contingencies

Construction and Other Capital Commitments. Pursuant to hospital purchase agreements in effect as of December 31, 2009, and where required certificate of need approval has been obtained, the Company is required to build replacement facilities. As required by an amendment to a lease agreement entered into in 2005, the Company agreed to build a replacement facility at its Barstow, California location. Construction costs for this replacement facility are estimated to be approximately \$65.0 million. Of this amount, approximately \$8.0 million has been expended through December 31, 2009. The Company expects to spend approximately \$3.0 million in replacement hospital construction and equipment costs related to this project in 2010. This project is required to be completed in 2012. The Company has agreed, as part of an acquisition in 2007, to build a replacement hospital in Valparaiso, Indiana with an aggregate estimated construction cost, including equipment costs, of approximately \$210.0 million. Of this amount, approximately \$4.6 million has been expended through December 31, 2009. The Company expects to spend approximately \$50.0 million in replacement hospital construction and equipment costs related to this project in 2010. This project is required to be completed in 2011. The Company has agreed, as part of an acquisition in 2009, to build a replacement hospital in Siloam Springs, Arkansas with an aggregate estimated construction cost, including equipment costs, of approximately \$35.0 million. Of this amount, approximately \$0.1 million has been expended through December 31, 2009. The Company expects to spend approximately \$2.0 million in replacement hospital construction and equipment costs related to this project in 2010. This project is required to be completed in 2013. In addition, in October 2008, after the purchase of the noncontrolling owner's interest in the Company's Birmingham, Alabama facility, the Company initiated the purchase of a site for a potential replacement to its existing Birmingham facility. The new site includes a partially constructed hospital structure. This project is subject to the approval of a certificate of need expected to be granted by mid to late 2010. Upon receiving the certificate of need, and after resolution of any legal issues, the Company will complete its assessment of the costs to complete construction of the unfinished facility and relocate the existing Birmingham facility to the new site. In addition, under other purchase agreements, the Company had committed to spend approximately \$468.5 million for costs such as capital improvements, equipment, selected leases and physician recruiting. These commitments are required to be fulfilled generally over a five to seven year period after acquisition. Through December 31, 2009, the Company has spent approximately \$171.4 million related to these commitments. The Company expects to spend approximately \$72.9 million related to these commitments in 2010.

COMMUNITY HEALTH SYSTEMS, INC. AND SUBSIDIARIES
NOTES TO CONSOLIDATED FINANCIAL STATEMENTS — (Continued)

Physician Recruiting Commitments. As part of its physician recruitment strategy, the Company provides income guarantee agreements to certain physicians who agree to relocate to its communities and commit to remain in practice there. Under such agreements, the Company is required to make payments to the physicians in excess of the amounts they earned in their practice up to the amount of the income guarantee. These income guarantee periods are typically for 12 months. Such payments are recoverable by the Company from physicians who do not fulfill their commitment period, which is typically three years, to the respective community. At December 31, 2009, the maximum potential amount of future payments under these guarantees in excess of the liability recorded is \$37.9 million.

Professional Liability Claims. As part of the Company's business of owning and operating hospitals, it is subject to legal actions alleging liability on its part. The Company accrues for losses resulting from such liability claims, as well as loss adjustment expenses that are out-of-pocket and directly related to such liability claims. These direct out-of-pocket expenses include fees of outside counsel and experts. The Company does not accrue for costs that are part of corporate overhead, such as the costs of in-house legal and risk management departments. The losses resulting from professional liability claims primarily consist of estimates for known claims, as well as estimates for incurred but not reported claims. The estimates are based on specific claim facts, historical claim reporting and payment patterns, the nature and level of hospital operations, and actuarially determined projections. The actuarially determined projections are based on the Company's actual claim data, including historic reporting and payment patterns which have been gathered over an approximate 20-year period. As discussed below, since the Company purchases excess insurance on a claims-made basis that transfers risk to third party insurers, the liability it accrues does not include an amount for the losses covered by its excess insurance. Since the Company believes that the amount and timing of its future claims payments are reliably determinable, it discounts the amount accrued for losses resulting from professional liability claims using the risk-free interest rate corresponding to the timing of expected payments.

The net present value of the projected payments was discounted using a weighted-average risk-free rate of 1.3%, 2.6% and 4.1% in 2009, 2008 and 2007, respectively. This liability is adjusted for new claims information in the period such information becomes known. The Company's estimated liability for the self-insured portion of professional and general liability claims was \$431.2 million and \$350.6 million as of December 31, 2009 and 2008, respectively. The estimated undiscounted claims liability was \$452.7 million and \$383.5 million as of December 31, 2009 and 2008, respectively. The current portion of the liability for the self-insured portion of professional and general liability claims was \$77.1 million and \$64.0 million as of December 31, 2009 and 2008, respectively, and is included in other accrued liabilities in the accompanying consolidated balance sheets. Professional malpractice expense includes the losses resulting from professional liability claims and loss adjustment expense, as well as paid excess insurance premiums, and is presented within other operating expenses in the accompanying consolidated statements of income.

The Company's processes for obtaining and analyzing claims and incident data are standardized across all of its hospitals and have been consistent for many years. The Company monitors the outcomes of the medical care services that it provides and for each reported claim, the Company obtains various information concerning the facts and circumstances related to that claim. In addition, the Company routinely monitors current key statistics and volume indicators in its assessment of utilizing historical trends. The average lag period between claim occurrence and payment of a final settlement is between 4 and 5 years, although the facts and circumstances of individual claims could result in the timing of such payments being different from this average. Since claims are paid promptly after settlement with the claimant is reached, settled claims represent less than 1.0% of the total liability at the end of any period.

For purposes of estimating its individual claim accruals, the Company utilizes specific claim information, including the nature of the claim, the expected claim amount, the year in which the claim occurred and the laws of the jurisdiction in which the claim occurred. Once the case accruals for known claims are determined, information is stratified by loss layers and retentions, accident years, reported years, geography, and claims relating to the acquired Triad hospitals versus claims relating to the Company's other hospitals. Several actuarial methods are used against this data to produce estimates of ultimate paid losses and reserves for incurred but not reported claims. Each of these methods uses company-specific historical claims data and other information. This company-specific data includes information regarding the Company's business, including historical paid losses and loss adjustment expenses, historical and current case loss reserves, actual and projected hospital statistical data, a variety of hospital census information, employed physician information, professional liability retentions for each policy year, geographic information and other data.

Table of Contents

COMMUNITY HEALTH SYSTEMS, INC. AND SUBSIDIARIES NOTES TO CONSOLIDATED FINANCIAL STATEMENTS — (Continued)

Based on these analyses the Company determines its estimate of the professional liability claims. The determination of management's estimate, including the preparation of the reserve analysis that supports such estimate, involves subjective judgment of the management. Changes in reserving data or the trends and factors that influence reserving data may signal fundamental shifts in the Company's future claim development patterns or may simply reflect single-period anomalies. Even if a change reflects a fundamental shift, the full extent of the change may not become evident until years later. Moreover, since the Company's methods and models use different types of data and the Company selects its liability from the results of all of these methods, it typically cannot quantify the precise impact of such factors on its estimates of the liability. Due to the Company's standardized and consistent processes for handling claims and the long history and depth of company-specific data, the Company's methodologies have produced reliably determinable estimates of ultimate paid losses.

The Company is primarily self-insured for these claims; however, the Company obtains excess insurance that transfers the risk of loss to a third-party insurer for claims in excess of self-insured retentions. The Company's excess insurance is underwritten on a claims-made basis. For claims reported prior to June 1, 2002, substantially all of the Company's professional and general liability risks were subject to a \$0.5 million per occurrence self-insured retention and for claims reported from June 1, 2002 through June 1, 2003, these self-insured retentions were \$2.0 million per occurrence. Substantially all claims reported after June 1, 2003 and before June 1, 2005 are self-insured up to \$4 million per claim. Substantially all claims reported on or after June 1, 2005 are self-insured up to \$5 million per claim. Management on occasion has selectively increased the insured risk at certain hospitals based upon insurance pricing and other factors and may continue that practice in the future. Excess insurance for all hospitals has been purchased through commercial insurance companies and generally covers the Company for liabilities in excess of the self-insured retentions. The excess coverage consists of multiple layers of insurance, the sum of which totals up to \$95 million per occurrence and in the aggregate for claims reported on or after June 1, 2003 and up to \$145 million per occurrence and in the aggregate for claims incurred and reported after January 1, 2008. For certain policy years, if the first aggregate layer of excess coverage becomes fully utilized, then the Company's self-insured retention could increase to \$10 million per claim for any subsequent claims in that policy year until the Company's total aggregate coverage is met.

Effective January 1, 2008, the former Triad hospitals are insured on a claims-made basis as described above and through commercial insurance companies as described above for substantially all claims occurring on or after January 1, 2002 and reported on or after January 1, 2008. Substantially all losses for the former Triad hospitals in periods prior to May 1999 were insured through a wholly-owned insurance subsidiary of HCA, Triad's owner prior to that time, and excess loss policies maintained by HCA. HCA has agreed to indemnify the former Triad hospitals in respect of claims covered by such insurance policies arising prior to May 1999. After May 1999 through December 31, 2006, the former Triad hospitals obtained insurance coverage on a claims incurred basis from HCA's wholly-owned insurance subsidiary with excess coverage obtained from other carriers that is subject to certain deductibles. Effective for claims incurred after December 31, 2006, Triad began insuring its claims from \$1 million to \$5 million through its wholly-owned captive insurance company, replacing the coverage provided by HCA. Substantially all claims occurring during 2007 were self-insured up to \$10 million per claim.

Legal Matters. The Company is a party to other legal proceedings incidental to its business. In the opinion of management, any ultimate liability with respect to these actions will not have a material adverse effect on the Company's consolidated financial position, cash flows or results of operations.

In a letter dated October 4, 2007, the Civil Division of the Department of Justice notified the Company that, as a result of an investigation into the way in which different state Medicaid programs apply to the federal government for matching or supplemental funds that are ultimately used to pay for a small portion of the services provided to Medicaid and indigent patients, it believes the Company and three of its New Mexico hospitals have caused the State of New Mexico to submit improper claims for federal funds in violation of the Federal False Claims Act. In a letter dated January 22, 2008, the Civil Division notified the Company that based on its investigation, it has calculated that these three hospitals received ineligible federal participation payments from August 2000 to June 2006 of approximately \$27.5 million. The Civil Division also advised the Company that were it to proceed to trial, it would seek treble damages plus an appropriate penalty for each of the violations of the False Claims Act. This investigation has culminated in the federal government's intervention in a qui tam lawsuit styled U.S. ex rel. Baker vs. Community Health Systems, Inc. The federal government filed its complaint in intervention on June 30, 2009. The relator filed a second amended complaint on July 1, 2009. Both of these complaints expand the time period during which alleged improper payments were made. The Company filed motions to dismiss all of the

Table of Contents

COMMUNITY HEALTH SYSTEMS, INC. AND SUBSIDIARIES
NOTES TO CONSOLIDATED FINANCIAL STATEMENTS — (Continued)

federal government's and the relator's claims on August 28, 2009. The federal government and the relator responded on October 16, 2009. The Company has filed a reply to each response and is waiting on the court's rulings. The Company is vigorously defending this action.

16. Subsequent Events

The Company adopted certain updates to U.S. GAAP related to subsequent events in the second quarter of 2009. These updates to U.S. GAAP establish general standards of accounting for and disclosure of events that occur after the balance sheet date but before financial statements are issued or are available to be issued. In particular, these updates to U.S. GAAP set forth: (1) the period after the balance sheet date during which management of a reporting entity should evaluate events or transactions that may occur for potential recognition or disclosure in the financial statements, (2) the circumstances under which an entity should recognize events or transactions occurring after the balance sheet date in its financial statements and (3) the disclosures that an entity should make about events or transactions that occurred after the balance sheet date. The Company evaluated all material events occurring subsequent to the balance sheet date for events requiring disclosure or recognition in the consolidated financial statements.

Table of Contents

COMMUNITY HEALTH SYSTEMS, INC. AND SUBSIDIARIES
NOTES TO CONSOLIDATED FINANCIAL STATEMENTS —
(Continued)

17. Quarterly Financial Data (Unaudited)

	Quarter				Total
	1 st	2 nd	3 rd	4 th	
	(in thousands, except share and per share data)				
Year ended December 31, 2009:					
Net operating revenues	2,912,749	3,016,961	3,086,757	3,091,146	12,107,613
Income from continuing operations before taxes	106,454	111,707	112,425	115,544	446,130
Income from continuing operations	70,820	74,498	75,361	84,126	304,805
Income (loss) from discontinued operations	2,080	(508)	—	—	1,572
Net income attributable to Community Health Systems, Inc.	58,915	59,435	59,712	65,088	243,150
Income from continuing operations attributable to Community Health Systems, Inc per share (1):					
Basic	0.63	0.66	0.66	0.71	2.67
Diluted	0.63	0.66	0.65	0.70	2.64
Net income attributable to Community Health Systems, Inc per share (1):					
Basic	0.65	0.66	0.66	0.71	2.68
Diluted	0.65	0.65	0.65	0.70	2.66
Weighted-average number of shares:					
Basic	90,604,767	90,358,583	90,923,052	91,178,060	90,614,886
Diluted	90,885,140	91,071,147	92,010,742	92,698,828	91,517,274
Year ended December 31, 2008:					
Net operating revenues	2,710,355	2,673,153	2,754,509	2,781,078	10,919,095
Income from continuing operations before taxes	88,119	85,583	90,315	94,983	359,000
Income from continuing operations	57,256	55,393	59,105	61,973	233,727
Income (loss) from discontinued operations	11,481	(249)	(608)	8,383	19,007
Net income attributable to Community Health Systems, Inc.	60,127	47,893	50,384	59,900	218,304
Income from continuing operations attributable to Community Health Systems, Inc per share (1):					
Basic	0.52	0.51	0.53	0.57	2.13
Diluted	0.52	0.50	0.52	0.57	2.11
Net income attributable to Community Health Systems, Inc per share (1):					
Basic	0.64	0.51	0.54	0.65	2.34

Diluted	0.63	0.50	0.53	0.65	2.32
Weighted-average number of shares:					
Basic	94,107,532	94,192,295	94,044,564	91,514,652	93,371,782
Diluted	95,006,721	95,513,127	95,159,619	91,833,485	94,288,829

(1) Total per share amounts may not add due to rounding.

During the three months ended June 30, 2009, the Company decided to retain a hospital and related businesses previously classified as held for sale. The quarterly financial data has been restated to include this retained hospital and related businesses, which were previously reported as discontinued operations, for the previously reported first quarter during the year ended December 31, 2009 and the previously reported quarters during the year ended December 31, 2008.

COMMUNITY HEALTH SYSTEMS, INC. AND SUBSIDIARIES
NOTES TO CONSOLIDATED FINANCIAL STATEMENTS —
(Continued)

18. Supplemental Condensed Consolidating Financial Information

In connection with the consummation of the Triad acquisition, CHS obtained approximately \$7.2 billion of senior secured financing under the Credit Facility and issued the Notes in the aggregate principal amount of approximately \$3.0 billion. The Notes are senior unsecured obligations of CHS and are guaranteed on a senior basis by the Company and by certain of its existing and subsequently acquired or organized 100% owned domestic subsidiaries.

The Notes are fully and unconditionally guaranteed on a joint and several basis. The following condensed consolidating financial statements present Community Health Systems, Inc. (as parent guarantor), CHS (as the issuer), the subsidiary guarantors, the subsidiary non-guarantors and eliminations. These condensed consolidating financial statements have been prepared and presented in accordance with SEC Regulation S-X Rule 3-10 "Financial Statements of Guarantors and Issuers of Guaranteed Securities Registered or Being Registered".

The accounting policies used in the preparation of this financial information are consistent with those elsewhere in the consolidated financial statements of the Company, except as noted below:

- Intercompany receivables and payables are presented gross in the supplemental consolidating balance sheets.
- Cash flows from intercompany transactions are presented in cash flows from financing activities, as changes in intercompany balances with affiliates, net.
- Income tax expense is allocated from the parent guarantor to the income producing operations (other guarantors and non-guarantors) and the issuer through stockholders' equity. As this approach represents an allocation, the income tax expense allocation is considered non-cash for statement of cash flow purposes.
- Interest expense, net has been presented to reflect net interest expense and interest income from outstanding long-term debt and intercompany balances.

The Company's intercompany activity consists primarily of daily cash transfers for purposes of cash management, the allocation of certain expenses and expenditures paid for by the parent on behalf of its subsidiaries, and the push down of investment in its subsidiaries. The Company's subsidiaries generally do not purchase services from one another and therefore the intercompany transactions do not represent revenue generating transactions. All intercompany transactions eliminate in consolidation.

From time to time, the Company sells and/or repurchases noncontrolling interests in consolidated subsidiaries, which changes subsidiaries from guarantors to non-guarantors. Amounts for prior periods are restated to reflect the status of guarantors or non-guarantors as of December 31, 2009.

Table of Contents

COMMUNITY HEALTH SYSTEMS, INC. AND SUBSIDIARIES
 NOTES TO CONSOLIDATED FINANCIAL STATEMENTS —
 (Continued)

Year Ended December 31, 2009
 Statements of Income

	<u>Parent Guarantor</u>	<u>Issuer</u>	<u>Other Guarantors</u>	<u>Non- Guarantors</u>	<u>Eliminations</u>	<u>Consolidated</u>
	(In thousands)					
Net operating revenues	\$ —	\$ —	\$ 7,075,378	\$ 5,032,235	\$ —	\$ 12,107,613
Operating costs and expenses:						
Salaries and benefits	—	—	2,739,112	2,103,218	—	4,842,330
Provision for bad debts	—	—	908,702	551,605	—	1,460,307
Supplies	—	—	969,337	716,156	—	1,685,493
Other operating expenses	—	—	1,242,809	994,666	—	2,237,475
Rent	—	—	125,486	121,646	—	247,132
Depreciation and amortization	—	—	338,314	227,897	—	566,211
Total operating costs and expenses	—	—	6,323,760	4,715,188	—	11,038,948
Income from operations	—	—	751,618	317,047	—	1,068,665
Interest expense, net	—	(110,507)	720,532	38,939	—	648,964
(Gain) loss from early extinguishment of debt	—	(2,385)	—	—	—	(2,385)
Equity in earnings of unconsolidated affiliates	(243,150)	(118,324)	(165,623)	—	490,576	(36,521)
Impairment of long-lived and other assets	—	—	12,477	—	—	12,477
Income from continuing operations before income taxes	243,150	231,216	184,232	278,108	(490,576)	446,130
Provision for (benefit from) income taxes	—	(11,934)	72,131	81,128	—	141,325
Income from continuing operations	243,150	243,150	112,101	196,980	(490,576)	304,805
Discontinued operations, net of						

taxes:						
Income (loss) from operations of hospitals sold and hospitals held for sale	—	—	(169)	2,146	—	1,977
(Loss) gain on sale of hospitals, net	—	—	—	(405)	—	(405)
Impairment of long-lived assets of hospitals held for sale	—	—	—	—	—	—
Income (loss) from discontinued operations	—	—	(169)	1,741	—	1,572
Net income	243,150	243,150	111,932	198,721	(490,576)	306,377
Less: Net income attributable to noncontrolling interests	—	—	(3,611)	66,838	—	63,227
Net income attributable to Community Health Systems, Inc.	<u>\$ 243,150</u>	<u>\$ 243,150</u>	<u>\$ 115,543</u>	<u>\$ 131,883</u>	<u>\$ (490,576)</u>	<u>\$ 243,150</u>

Table of Contents

COMMUNITY HEALTH SYSTEMS, INC. AND SUBSIDIARIES
 NOTES TO CONSOLIDATED FINANCIAL STATEMENTS —
 (Continued)

Year Ended December 31, 2008
 Statements of Income

	<u>Parent Guarantor</u>	<u>Issuer</u>	<u>Other Guarantors</u>	<u>Non- Guarantors</u>	<u>Eliminations</u>	<u>Consolidated</u>
	(In thousands)					
Net operating revenues	\$ —	\$ —	\$ 6,285,338	\$ 4,633,757	\$ —	\$ 10,919,095
Operating costs and expenses:						
Salaries and benefits	—	—	2,389,448	1,978,216	—	4,367,664
Provision for bad debts	—	—	751,887	466,725	—	1,218,612
Supplies	—	—	845,781	685,595	—	1,531,376
Other operating expenses	—	—	1,121,174	977,836	—	2,099,010
Rent	—	—	119,621	111,546	—	231,167
Depreciation and amortization	—	—	295,268	204,118	—	499,386
Total operating costs and expenses	—	—	5,523,179	4,424,036	—	9,947,215
Income from operations	—	—	762,159	209,721	—	971,880
Interest expense, net	—	65,135	539,696	47,637	—	652,468
(Gain) loss from early extinguishment of debt	—	(2,525)	—	—	—	(2,525)
Equity in earnings of unconsolidated affiliates	(218,304)	(218,498)	(132,835)	—	527,574	(42,063)
Impairment of long-lived and other assets	—	—	—	5,000	—	5,000
Income from continuing operations before income taxes	218,304	155,888	355,298	157,084	(527,574)	359,000
Provision for (benefit from) income taxes	—	(62,416)	139,265	48,424	—	125,273
Income from continuing operations	218,304	218,304	216,033	108,660	(527,574)	233,727
Discontinued operations, net of						

taxes:						
Income (loss) from operations of hospitals sold and hospitals held for sale	—	—	1,105	8,322	—	9,427
(Loss) gain on sale of hospitals, net	—	—	—	9,580	—	9,580
Impairment of long-lived assets of hospitals held for sale	—	—	—	—	—	—
Income (loss) from discontinued operations	—	—	1,105	17,902	—	19,007
Net income	<u>218,304</u>	<u>218,304</u>	<u>217,138</u>	<u>126,562</u>	<u>(527,574)</u>	<u>252,734</u>
Less: Net income attributable to noncontrolling interests	—	—	(6,429)	40,859	—	34,430
Net income attributable to Community Health Systems, Inc.	<u>\$ 218,304</u>	<u>\$ 218,304</u>	<u>\$ 223,567</u>	<u>\$ 85,703</u>	<u>\$ (527,574)</u>	<u>\$ 218,304</u>

Table of Contents

COMMUNITY HEALTH SYSTEMS, INC. AND SUBSIDIARIES
 NOTES TO CONSOLIDATED FINANCIAL STATEMENTS —
 (Continued)

Year Ended December 31, 2007
 Statements of Income

	<u>Parent Guarantor</u>	<u>Issuer</u>	<u>Other Guarantors</u>	<u>Non- Guarantors</u>	<u>Eliminations</u>	<u>Consolidated</u>
	(In thousands)					
Net operating revenues	\$ —	\$ —	\$ 4,567,186	\$ 2,528,675	\$ —	\$ 7,095,861
Operating costs and expenses:						
Salaries and benefits	—	—	1,763,700	1,131,405	—	2,895,105
Provision for bad debts	—	—	635,393	251,592	—	886,985
Supplies	—	—	576,658	363,867	—	940,525
Other operating expenses	—	—	942,488	492,129	—	1,434,617
Rent	—	—	93,442	60,253	—	153,695
Depreciation and amortization	—	—	212,997	100,325	—	313,322
Total operating costs and expenses	—	—	4,224,678	2,399,571	—	6,624,249
Income from operations	—	—	342,508	129,104	—	471,612
Interest expense, net	—	67,495	211,388	83,182	—	362,065
(Gain) loss from early extinguishment of debt	—	27,388	—	—	—	27,388
Equity in earnings of unconsolidated affiliates	(30,289)	(88,501)	(20,450)	—	114,108	(25,132)
Impairment of long-lived and other assets	—	—	—	—	—	—
Income from continuing operations before income taxes	30,289	(6,382)	151,570	45,922	(114,108)	107,291
Provision for (benefit from) income taxes	—	(36,671)	63,837	12,694	—	39,860
Income from continuing operations	30,289	30,289	87,733	33,228	(114,108)	67,431
Discontinued operations, net of taxes:						
Income (loss) from operations of hospitals sold and hospitals held for	—	—	(2,706)	(1,493)	—	(4,199)

sale						
(Loss) gain on sale of hospitals, net	—	—	—	(2,594)	—	(2,594)
Impairment of long-lived assets of hospitals held for sale	—	—	—	(15,947)	—	(15,947)
Income (loss) from discontinued operations	—	—	(2,706)	(20,034)	—	(22,740)
Net income	<u>30,289</u>	<u>30,289</u>	<u>85,027</u>	<u>13,194</u>	<u>(114,108)</u>	<u>44,691</u>
Less: Net income attributable to noncontrolling interests	—	—	(1,151)	15,553	—	14,402
Net income attributable to Community Health Systems, Inc.	<u>\$ 30,289</u>	<u>\$ 30,289</u>	<u>\$ 86,178</u>	<u>\$ (2,359)</u>	<u>\$ (114,108)</u>	<u>\$ 30,289</u>

Table of Contents

COMMUNITY HEALTH SYSTEMS, INC. AND SUBSIDIARIES
 NOTES TO CONSOLIDATED FINANCIAL STATEMENTS —
 (Continued)

December 31, 2009

Balance Sheets

	<u>Parent Guarantor</u>	<u>Issuer</u>	<u>Other Guarantors</u>	<u>Non- Guarantors</u>	<u>Eliminations</u>	<u>Consolidated</u>
	(In thousands)					
ASSETS						
Current assets:						
Cash and cash equivalents	\$ —	\$ —	\$ 238,194	\$ 106,347	\$ —	\$ 344,541
Patient accounts receivable, net of allowance for doubtful accounts	—	—	898,734	719,169	—	1,617,903
Supplies	—	—	182,972	119,637	—	302,609
Deferred income taxes	80,714	—	—	—	—	80,714
Prepaid expenses and taxes	45,414	114	74,140	15,221	—	134,889
Other current assets	—	26	120,403	73,910	—	194,339
Total current assets	<u>126,128</u>	<u>140</u>	<u>1,514,443</u>	<u>1,034,284</u>	<u>—</u>	<u>2,674,995</u>
Intercompany receivable	<u>1,119,696</u>	<u>9,222,998</u>	<u>1,718,144</u>	<u>2,340,088</u>	<u>(14,400,926)</u>	<u>—</u>
Property and equipment	—	—	3,700,703	2,431,543	—	6,132,246

, net						
Goodwill			<u>2,373,326</u>	<u>1,784,601</u>		<u>4,157,927</u>
Other assets, net of accumulated amortization		<u>143,292</u>	<u>386,952</u>	<u>526,060</u>		<u>1,056,304</u>
Net investment in subsidiaries	<u>1,239,622</u>	<u>5,536,128</u>	<u>3,321,274</u>		<u>(10,097,024)</u>	
Total assets	<u>\$ 2,485,446</u>	<u>\$ 14,902,558</u>	<u>\$ 13,014,842</u>	<u>\$ 8,116,576</u>	<u>\$ (24,497,950)</u>	<u>\$ 14,021,472</u>

LIABILITIES AND EQUITY

Current liabilities:						
Current maturities of long-term debt	\$ —	\$ 43,471	\$ 17,681	\$ 5,318	\$ —	\$ 66,470
Accounts payable			229,506	199,059		428,565
Deferred income taxes	28,397					28,397
Interest payable (receivable)		145,033	168			145,201
Accrued liabilities	<u>8,283</u>	<u>567</u>	<u>514,168</u>	<u>266,145</u>		<u>789,163</u>
Total current liabilities	<u>36,680</u>	<u>189,071</u>	<u>761,523</u>	<u>470,522</u>		<u>1,457,796</u>
Long-term debt		<u>8,785,466</u>	<u>39,882</u>	<u>19,290</u>		<u>8,844,638</u>
Intercompany payable	<u>10,000</u>	<u>4,372,369</u>	<u>10,481,885</u>	<u>6,834,264</u>	<u>(21,698,518)</u>	
Deferred	<u>475,812</u>					<u>475,812</u>

income taxes						
Other long-term liabilities	12,319	316,033	337,350	193,250	—	858,952
Total liabilities	534,811	13,662,939	11,620,640	7,517,326	(21,698,518)	11,637,198
Redeemable noncontrolling interests in equity of consolidated subsidiaries	—	—	278	368,579	—	368,857
Equity:						
Community Health Systems, Inc. stockholders' equity:						
Preferred stock	—	—	—	—	—	—
Common stock	940	—	1	2	(3)	940
Additional paid-in capital	1,158,359	562,557	539,484	71,662	(1,173,703)	1,158,359
Treasury stock, at cost	(6,678)	—	—	—	—	(6,678)
Accumulated other comprehensive income (loss)	(221,385)	(221,385)	(19,124)	—	240,509	(221,385)
Retained earnings	1,019,399	898,447	873,820	93,968	(1,866,235)	1,019,399
Total Community Health Systems, Inc.						

Noncontrolling interests in equity of consolidated subsidiaries	1,950,635	1,239,619	1,394,181	165,632	(2,799,432)	1,950,635
Total equity	<u>1,950,635</u>	<u>1,239,619</u>	<u>1,393,924</u>	<u>230,671</u>	<u>(2,799,432)</u>	<u>2,015,417</u>
Total liabilities and equity	<u>\$ 2,485,446</u>	<u>\$ 14,902,558</u>	<u>\$ 13,014,842</u>	<u>\$ 8,116,576</u>	<u>\$ (24,497,950)</u>	<u>\$ 14,021,472</u>

Table of Contents

COMMUNITY HEALTH SYSTEMS, INC. AND SUBSIDIARIES
 NOTES TO CONSOLIDATED FINANCIAL STATEMENTS —
 (Continued)

December 31, 2008
 Balance Sheets

	<u>Parent Guarantor</u>	<u>Issuer</u>	<u>Other Guarantors</u>	<u>Non- Guarantors</u>	<u>Eliminations</u>	<u>Consolidated</u>
	(In thousands)					
ASSETS						
Current assets:						
Cash and cash equivalents	\$ —	\$ —	\$ 156,621	\$ 64,034	\$ —	\$ 220,655
Patient accounts receivable, net of allowance for doubtful accounts	—	—	967,515	657,955	—	1,625,470
Supplies	—	—	163,892	111,804	—	275,696
Deferred income taxes	91,875	—	—	—	—	91,875
Prepaid expenses and taxes	92,710	111	65,811	7,870	—	166,502
Other current assets	—	85	128,864	95,903	—	224,852
Total current assets	<u>184,585</u>	<u>196</u>	<u>1,482,703</u>	<u>937,566</u>	<u>—</u>	<u>2,605,050</u>
Intercompany receivable	<u>1,011,894</u>	<u>9,036,169</u>	<u>2,425,410</u>	<u>3,382,780</u>	<u>(15,856,253)</u>	<u>—</u>
Property and equipment, net	—	—	3,462,671	2,431,734	—	5,894,405
Goodwill	—	—	2,404,082	1,762,009	—	4,166,091
Other assets, net	—	171,396	301,589	679,723	—	1,152,708

of accumulat ed amortizati on						
Net investmen t in subsidiari es	<u>1,109,833</u>	<u>4,632,848</u>	<u>2,727,035</u>	<u>—</u>	<u>(8,469,716)</u>	<u>—</u>
Total assets	<u>\$ 2,306,312</u>	<u>\$ 13,840,609</u>	<u>\$ 12,803,490</u>	<u>\$ 9,193,812</u>	<u>\$ (24,325,969)</u>	<u>\$ 13,818,254</u>

LIABILITIES AND EQUITY

Current liabilities:						
Current maturit ies of long-te rm debt	\$ —	\$ 12,066	\$ 7,209	\$ 14,629	\$ —	\$ 33,904
Accoun ts payable	70	—	368,565	163,960	—	532,595
Deferre d income taxes	6,740	—	—	—	—	6,740
Interest payable (receiv able)	—	152,070	1,153	11	—	153,234
Accrue d liabiliti es	<u>8,869</u>	<u>567</u>	<u>458,510</u>	<u>314,998</u>	<u>—</u>	<u>782,944</u>
T o t a l c u r r e n t l i a b i l i t i e s	<u>15,679</u>	<u>164,703</u>	<u>835,437</u>	<u>493,598</u>	<u>—</u>	<u>1,509,417</u>
Long-ter m debt	<u>—</u>	<u>8,865,390</u>	<u>29,331</u>	<u>43,464</u>	<u>—</u>	<u>8,938,185</u>
Intercomp any payable	<u>200,600</u>	<u>3,453,103</u>	<u>10,419,619</u>	<u>8,015,946</u>	<u>(22,089,268)</u>	<u>—</u>
Deferred income taxes	<u>460,793</u>	<u>—</u>	<u>—</u>	<u>—</u>	<u>—</u>	<u>460,793</u>
Other long-term	<u>18,211</u>	<u>435,134</u>	<u>218,002</u>	<u>217,210</u>	<u>—</u>	<u>888,557</u>

liabilities						
Total liabilities	<u>695,283</u>	<u>12,918,330</u>	<u>11,502,389</u>	<u>8,770,218</u>	<u>(22,089,268)</u>	<u>11,796,952</u>
Redeemable noncontrolling interests in equity of consolidated subsidiaries			<u>17,956</u>	<u>330,860</u>		<u>348,816</u>
Equity:						
Community Health Systems, Inc. stockholders' equity:						
Preferred stock						
Common stock	<u>925</u>		<u>1</u>	<u>2</u>	<u>(3)</u>	<u>925</u>
Additional paid-in capital	<u>1,136,108</u>	<u>468,874</u>	<u>499,638</u>	<u>12,993</u>	<u>(981,505)</u>	<u>1,136,108</u>
Treasury stock, at cost	<u>(6,678)</u>					<u>(6,678)</u>
Accumulated other comprehensive income (loss)	<u>(295,575)</u>	<u>(295,575)</u>	<u>(17,090)</u>		<u>312,665</u>	<u>(295,575)</u>
Retained earnings	<u>776,249</u>	<u>748,980</u>	<u>798,123</u>	<u>20,755</u>	<u>(1,567,858)</u>	<u>776,249</u>
Total Community Health Systems, Inc. stockholders' equity	<u>1,611,029</u>	<u>922,279</u>	<u>1,280,672</u>	<u>33,750</u>	<u>(2,236,701)</u>	<u>1,611,029</u>

Noncontrolling interests in equity of consolidated subsidiaries	<u>—</u>	<u>—</u>	<u>2,473</u>	<u>58,984</u>	<u>—</u>	<u>61,457</u>
Total equity	<u>1,611,029</u>	<u>922,279</u>	<u>1,283,145</u>	<u>92,734</u>	<u>(2,236,701)</u>	<u>1,672,486</u>
Total liabilities and equity	<u>\$ 2,306,312</u>	<u>\$ 13,840,609</u>	<u>\$ 12,803,490</u>	<u>\$ 9,193,812</u>	<u>\$ (24,325,969)</u>	<u>\$ 13,818,254</u>

Table of Contents

COMMUNITY HEALTH SYSTEMS, INC. AND SUBSIDIARIES
 NOTES TO CONSOLIDATED FINANCIAL STATEMENTS —
 (Continued)

Year Ended December 31, 2009

Statements of Cash Flows

	<u>Parent Guarantor</u>	<u>Issuer</u>	<u>Other Guarantors</u>	<u>Non- Guarantors</u>	<u>Eliminations</u>	<u>Consolidated</u>
Net cash provided by (used in) operating activities	\$ (62,357)	\$ 132,528	\$ 511,539	\$ 494,719	\$ —	\$ 1,076,429
Cash flows from investing activities:						
Acquisitions of facilities and other related equipment	—	—	(198,825)	(64,948)	—	(263,773)
Purchases of property and equipment	—	—	(375,722)	(201,166)	—	(576,888)
Proceeds from disposition of hospitals and other ancillary operations	—	—	—	89,514	—	89,514
Proceeds from sale of property and equipment	—	—	826	3,193	—	4,019
Increase in other non-operating assets	—	—	(116,929)	(3,125)	—	(120,054)
Net cash (used in) provided by investing activities	—	—	(690,650)	(176,532)	—	(867,182)
Cash flows from financing activities:						
Proceeds from exercise of stock options	12,759	—	—	—	—	12,759
Stock buy-back	—	—	—	—	—	—
Deferred financing costs	—	(82)	—	—	—	(82)
Income tax payable increase relating to stock-based compensation	(3,472)	—	—	—	—	(3,472)
Proceeds from noncontrolling investors in joint ventures	—	—	—	29,838	—	29,838
Redemption of noncontrolling investments in joint ventures	—	—	—	(7,268)	—	(7,268)

Distributions to noncontrolling investors in joint ventures	—	—	—	(58,963)	—	(58,963)
Changes in intercompany balances with affiliates, net	53,070	(85,496)	270,190	(237,764)	—	—
Borrowings under credit agreement	—	200,000	4,045	2,570	(6,615)	200,000
Repayments of long-term indebtedness	—	(246,950)	(13,551)	(4,287)	6,615	(258,173)
Net cash (used in) provided by financing activities	<u>62,357</u>	<u>(132,528)</u>	<u>260,684</u>	<u>(275,874)</u>	<u>—</u>	<u>(85,361)</u>
Net change in cash and cash equivalents	—	—	81,573	42,313	—	123,886
Cash and cash equivalents at beginning of period	—	—	156,621	64,034	—	220,655
Cash and cash equivalents at end of period	<u>\$ —</u>	<u>\$ —</u>	<u>\$ 238,194</u>	<u>\$ 106,347</u>	<u>\$ —</u>	<u>\$ 344,541</u>

Table of Contents

COMMUNITY HEALTH SYSTEMS, INC. AND SUBSIDIARIES
NOTES TO CONSOLIDATED FINANCIAL STATEMENTS □
(Continued)

Year Ended December 31, 2008
Statements of Cash Flows

	<u>Parent Guarantor</u>	<u>Issuer</u>	<u>Other Guarantors</u>	<u>Non- Guarantors</u>	<u>Eliminations</u>	<u>Consolidated</u>
Net cash provided by (used in) operating activities	\$ (36,792)	\$ 67,594	\$ 789,652	\$ 236,127	\$ —	\$ 1,056,581
Cash flows from investing activities:						
Acquisitions of facilities and other related equipment	—	—	(156,555)	(5,352)	—	(161,907)
Purchases of property and equipment	—	—	(424,674)	(267,559)	—	(692,233)
Proceeds from disposition of hospitals and other ancillary operations	—	—	—	365,636	—	365,636
Proceeds from sale of property and equipment	—	—	11,971	1,512	—	13,483
Increase in other non-operating assets	—	(15,700)	(115,682)	(59,068)	—	(190,450)
Net cash (used in) provided by investing activities	—	(15,700)	(684,940)	35,169	—	(665,471)
Cash flows from financing activities:						
Proceeds from exercise of stock options	1,806	—	—	—	—	1,806
Stock buy-back	(90,188)	—	—	—	—	(90,188)
Deferred financing costs	—	(3,136)	—	—	—	(3,136)
Excess tax benefits relating to stock-based compensation	1,278	—	—	—	—	1,278
Proceeds from noncontrolling investors in joint ventures	—	—	1,020	13,309	—	14,329
Redemption of noncontrolling investments in joint ventures	—	—	—	(77,587)	—	(77,587)
Distributions to	—	—	—	(46,890)	—	(46,890)

noncontrolling investors in joint ventures						
Changes in intercompany balances with affiliates, net	123,900	55,247	(61,513)	(117,634)	—	—
Borrowings under credit agreement	—	125,000	—	32,468	(26,191)	131,277
Repayments of long-term indebtedness	(4)	(229,005)	(5,313)	(26,787)	26,191	(234,918)
Net cash (used in) provided by financing activities	36,792	(51,894)	(65,806)	(223,121)	—	(304,029)
Net change in cash and cash equivalents	—	—	38,906	48,175	—	87,081
Cash and cash equivalents at beginning of period	—	—	117,715	15,859	—	133,574
Cash and cash equivalents at end of period	\$ —	\$ —	\$ 156,621	\$ 64,034	\$ —	\$ 220,655

Table of Contents

COMMUNITY HEALTH SYSTEMS, INC. AND SUBSIDIARIES
NOTES TO CONSOLIDATED FINANCIAL STATEMENTS □
(Continued)

Year Ended December 31, 2007
Statements of Cash Flows

	<u>Parent Guarantor</u>	<u>Issuer</u>	<u>Other Guarantors</u>	<u>Non- Guarantors</u>	<u>Eliminations</u>	<u>Consolidated</u>
Net cash provided by (used in) operating activities	\$ (85,881)	\$ 141,137	\$ 412,433	\$ 220,749	\$ —	\$ 688,438
Cash flows from investing activities:						
Acquisitions of facilities and other related equipment	—	(6,864,035)	(59,203)	(94,810)	—	(7,018,048)
Purchases of property and equipment	—	—	(423,193)	(99,592)	—	(522,785)
Proceeds from disposition of hospitals and other ancillary operations	—	—	—	109,996	—	109,996
Proceeds from sale of property and equipment	—	—	591	4,059	—	4,650
Increase in other non-operating assets	—	(5,502)	(59,772)	(7,397)	—	(72,671)
Net cash (used in) provided by investing activities	—	(6,869,537)	(541,577)	(87,744)	—	(7,498,858)
Cash flows from financing activities:						
Proceeds from exercise of stock options	8,214	—	—	—	—	8,214
Stock buy-back	—	—	—	—	—	—
Deferred financing costs	—	(182,954)	—	—	—	(182,954)
Excess tax benefits relating to stock-based compensation	1,216	—	—	—	—	1,216
Proceeds from noncontrolling investors in	128	—	—	2,223	—	2,351

joint ventures						
Redemption of noncontrolling investments in joint ventures	—	—	—	(1,356)	—	(1,356)
Distributions to noncontrolling investors in joint ventures	—	—	—	(6,645)	—	(6,645)
Changes in intercompany balances with affiliates, net	376,319	(468,160)	432,306	(340,465)	—	—
Borrowings under credit agreement	—	9,212,000	(66,068)	75,695	—	9,221,627
Repayments of long-term indebtedness	(299,996)	(1,832,486)	(147,939)	141,396	—	(2,139,025)
Net cash (used in) provided by financing activities	85,881	6,728,400	218,299	(129,152)	—	6,903,428
Net change in cash and cash equivalents	—	—	89,155	3,853	—	93,008
Cash and cash equivalents at beginning of period	—	—	28,560	12,006	—	40,566
Cash and cash equivalents at end of period	<u>\$ —</u>	<u>\$ —</u>	<u>\$ 117,715</u>	<u>\$ 15,859</u>	<u>\$ —</u>	<u>\$ 133,574</u>

Table of Contents

Item 9. *Changes in and Disagreements with Accountants on Accounting and Financial Disclosure*

None

Item 9A. *Controls and Procedures*

Our Chief Executive Officer and Chief Financial Officer, with the participation of other members of management, have evaluated the effectiveness of our disclosure controls and procedures (as defined in Rules 13a — 15(e) and 15d — 15(e)) under the Securities and Exchange Act of 1934, as amended, as of the end of the period covered by this report. Based on such evaluations, our Chief Executive Officer and Chief Financial Officer concluded that, as of such date, our disclosure controls and procedures were effective (at the reasonable assurance level) to ensure that the information required to be included in this report has been recorded, processed, summarized and reported within the time periods specified in the Commission's rules and forms and to ensure that the information required to be included in this report was accumulated and communicated to management, including our Chief Executive Officer and Chief Financial Officer, to allow timely decisions regarding required disclosure.

There have been no changes in internal control over financial reporting that occurred during the period that have materially affected or are reasonably likely to materially affect our internal controls over financial reporting.

Management's report on internal control over financial reporting is included herein at page 117.

The attestation report from Deloitte & Touche LLP, our independent registered public accounting firm, on our internal control over financial reporting is included herein at page 118.

Item 9B. *Other Information*

None

Table of Contents

Management's Report on Internal Control over Financial Reporting

We are responsible for the preparation and integrity of the consolidated financial statements appearing in our Annual Report. The consolidated financial statements were prepared in conformity with accounting principles generally accepted in the United States of America and include amounts based on management's estimates and judgments. All other financial information in this report has been presented on a basis consistent with the information included in the consolidated financial statements.

We are also responsible for establishing and maintaining adequate internal controls over financial reporting (as defined in Rule 13a — 15(f) under the Securities and Exchange Act of 1934, as amended). We maintain a system of internal controls that is designed to provide reasonable assurance as to the fair and reliable preparation and presentation of the consolidated financial statements, as well as to safeguard assets from unauthorized use or disposition.

Our control environment is the foundation for our system of internal control over financial reporting and is embodied in our Code of Conduct. It sets the tone of our organization and includes factors such as integrity and ethical values. Our internal control over financial reporting is supported by formal policies and procedures which are reviewed, modified and improved as changes occur in business conditions and operations.

The Audit and Compliance Committee of the Board of Directors, which is composed solely of outside directors, meets periodically with members of management, the internal auditors and the independent registered public accounting firm to review and discuss internal control over financial reporting and accounting and financial reporting matters. The independent registered public accounting firm and internal auditors report to the Audit and Compliance Committee and accordingly have full and free access to the Audit and Compliance Committee at any time.

We conducted an evaluation of the effectiveness of our internal control over financial reporting based on the framework in *Internal Control — Integrated Framework* issued by the Committee of Sponsoring Organizations of the Treadway Commission. This evaluation included review of the documentation of controls, evaluation of the design effectiveness of controls, testing of the operating effectiveness of controls and a conclusion on this evaluation. We have concluded that our internal control over financial reporting was effective as of December 31, 2009, based on these criteria.

Deloitte & Touche LLP, an independent registered public accounting firm, has issued an attestation report on our internal control over financial reporting, which is included herein.

We do not expect that our disclosure controls and procedures or our internal controls will prevent all errors and all fraud. A control system, no matter how well conceived and operated, can provide only reasonable, not absolute, assurance that the objectives of the control system are met. Further, the design of a control system must reflect the fact there are resource constraints and the benefits of controls must be considered relative to their costs. Because of the inherent limitations in all control systems, no evaluation of controls can provide absolute assurance that all control issues and instances of fraud, if any, within the Company have been detected.

Table of Contents

REPORT OF INDEPENDENT REGISTERED PUBLIC ACCOUNTING FIRM

To the Board of Directors and Stockholders of
Community Health Systems, Inc.
Franklin, Tennessee

We have audited the internal control over financial reporting of Community Health Systems, Inc. and subsidiaries (the "Company") as of December 31, 2009, based on criteria established in *Internal Control — Integrated Framework* issued by the Committee of Sponsoring Organizations of the Treadway Commission. The Company's management is responsible for maintaining effective internal control over financial reporting and for its assessment of the effectiveness of internal control over financial reporting, included in the accompanying *Management's Report on Internal Control over Financial Reporting*. Our responsibility is to express an opinion on the Company's internal control over financial reporting based on our audit.

We conducted our audit in accordance with the standards of the Public Company Accounting Oversight Board (United States). Those standards require that we plan and perform the audit to obtain reasonable assurance about whether effective internal control over financial reporting was maintained in all material respects. Our audit included obtaining an understanding of internal control over financial reporting, assessing the risk that a material weakness exists, testing and evaluating the design and operating effectiveness of internal control based on the assessed risk, and performing such other procedures as we considered necessary in the circumstances. We believe that our audit provides a reasonable basis for our opinion.

A company's internal control over financial reporting is a process designed by, or under the supervision of, the company's principal executive and principal financial officers, or persons performing similar functions, and effected by the company's board of directors, management, and other personnel to provide reasonable assurance regarding the reliability of financial reporting and the preparation of financial statements for external purposes in accordance with generally accepted accounting principles. A company's internal control over financial reporting includes those policies and procedures that (1) pertain to the maintenance of records that, in reasonable detail, accurately and fairly reflect the transactions and dispositions of the assets of the company; (2) provide reasonable assurance that transactions are recorded as necessary to permit preparation of financial statements in accordance with generally accepted accounting principles, and that receipts and expenditures of the company are being made only in accordance with authorizations of management and directors of the company; and (3) provide reasonable assurance regarding prevention or timely detection of unauthorized acquisition, use, or disposition of the company's assets that could have a material effect on the financial statements.

Because of the inherent limitations of internal control over financial reporting, including the possibility of collusion or improper management override of controls, material misstatements due to error or fraud may not be prevented or detected on a timely basis. Also, projections of any evaluation of the effectiveness of the internal control over financial reporting to future periods are subject to the risk that the controls may become inadequate because of changes in conditions, or that the degree of compliance with the policies or procedures may deteriorate.

In our opinion, the Company maintained, in all material respects, effective internal control over financial reporting as of December 31, 2009, based on the criteria established in *Internal Control — Integrated Framework* issued by the Committee of Sponsoring Organizations of the Treadway Commission.

We have also audited, in accordance with the standards of the Public Company Accounting Oversight Board (United States), the consolidated financial statements as of and for the year ended December 31, 2009 of the Company and our report dated February 25, 2010 expressed an unqualified opinion and included explanatory paragraphs related to the adoption of accounting standards on those consolidated financial statements.

/s/ Deloitte & Touche LLP

Nashville, Tennessee

February 25, 2010

Table of Contents

PART III

Item 10. *Directors and Executive Officers of the Company*

The information required by this Item is incorporated herein by reference from the Company's definitive proxy statement to be filed under Regulation 14A in connection with the Annual Meeting of the Stockholders of the Company scheduled to be held on May 18, 2010, under "Members of the Board of Directors," "Information About our Executive Officers," "Compliance with Exchange Act Section 16(A) Beneficial Ownership Reporting" and "Corporate Governance Principles and Board Matters."

Item 11. *Executive Compensation*

The information required by this Item is incorporated herein by reference from the Company's definitive proxy statement to be filed under Regulation 14A in connection with the Annual Meeting of the Stockholders of the Company scheduled to be held on May 18, 2010 under "Executive Compensation."

Item 12. *Security Ownership of Certain Beneficial Owners and Management and Related Stockholder Matters*

The information required by this Item is incorporated herein by reference from the Company's definitive proxy statement to be filed under Regulation 14A in connection with the Annual Meeting of the Stockholders of the Company scheduled to be held on May 18, 2010 under "Security Ownership of Certain Beneficial Owners and Management."

Item 13. *Certain Relationships and Related Transactions*

The information required by this Item is incorporated herein by reference from the Company's definitive proxy statement to be filed under Regulation 14A in connection with the Annual Meeting of the Stockholders of the Company scheduled to be held on May 18, 2010 under "Certain Transactions."

Item 14. *Principal Accountant Fees and Services*

The information required by this Item is incorporated herein by reference from the Company's definitive proxy statement to be filed under Regulation 14A in connection with the Annual Meeting of the Stockholders of the Company scheduled to be held on May 18, 2010 under "Ratification of the Appointment of Independent Registered Public Accounting Firm."

PART IV

Item 15. *Exhibits and Financial Statement Schedules*

Item 15(a) 1. *Financial Statements*

Reference is made to the index of financial statements and supplementary data under Item 8 in Part II.

Item 15(a) 2. *Financial Statement Schedules*

The following financial statement schedule is filed as part of this Report at page 125 hereof:

Schedule II — *Valuation and Qualifying Accounts*

All other schedules are omitted since the required information is not present or is not present in amounts sufficient to require submission of the schedule, or because the information required is included in the consolidated financial statements and notes thereto.

Table of Contents

Item 15(a)(3) and 15(c):

The following exhibits are either filed with this Report or incorporated herein by reference.

- | | <u>Description</u> |
|------|---|
| 2.1 | Agreement and Plan of Merger, dated as of March 19, 2007, by and among Triad Hospitals, Inc., Community Health Systems, Inc. and FWCT-1 Acquisition Corporation (incorporated by reference to Exhibit 2.1 to Community Health Systems, Inc.'s Current Report on Form 8-K filed March 19, 2007 (No. 001-15925)) |
| 3.1 | Form of Restated Certificate of Incorporation of Community Health Systems, Inc. (incorporated by reference to Exhibit 3.1 to Amendment No. 2 to Community Health Systems, Inc.'s Registration Statement on Form S-1/A filed May 2, 2000 (No. 333-31790)) |
| 3.2 | Amended and Restated By-Laws of Community Health Systems, Inc. (as of February 27, 2008) (incorporated by reference to Exhibit 3(ii).1 to Community Health Systems, Inc.'s Current Report on Form 8-K filed February 29, 2008 (No. 001-15925)) |
| 4.1 | Form of Common Stock Certificate (incorporated by reference to Exhibit 4.1 to Amendment No. 2 to Community Health Systems, Inc.'s Registration Statement on Form S-1/A filed May 2, 2000 (No. 333-31790)) |
| 4.2 | Senior Notes Indenture, dated as of July 25, 2007, by and among CHS/Community Health Systems, Inc., the Guarantors party thereto and U.S. Bank National Association, as Trustee (incorporated by reference to Exhibit 4.3 to Community Health System Inc.'s Current Report on Form 8-K filed July 30, 2007 (No. 001-15925)) |
| 4.3 | Form of 8 7/8% Senior Note due 2015 (included in Exhibit 4.2) |
| 4.4 | Registration Rights Agreement, dated as of July 25, 2007, by and among CHS/Community Health Systems, Inc., the Guarantors party thereto and the Initial Purchasers (incorporated by reference to Exhibit 4.1 to Community Health System Inc.'s Current Report on Form 8-K filed July 30, 2007 (No. 001-15925)) |
| 4.5 | Joinder to the Registration Rights Agreement dated as of July 25, 2007 (incorporated by reference to Exhibit 4.2 to Community Health Systems, Inc.'s Current Report on Form 8-K filed July 30, 2007 (No. 001-15925)) |
| 4.6 | First Supplemental Indenture relating to the Triad's 7% Senior Subordinated Notes due 2013, dated as of July 24, 2007, by and among Triad Hospitals Inc. and The Bank of New York Trust Company, N.A (incorporated by reference to Exhibit 4.7 to Community Health Systems, Inc.'s Current Report on Form 8-K filed July 30, 2007 (No. 001-15925)) |
| 4.7 | Second Supplemental Indenture relating to Triad's 7% Senior Notes due 2012, dated as of July 24, 2007, by and among Triad Hospitals Inc. and The Bank of New York Trust Company, N.A. (incorporated by reference to Exhibit 4.6 to Community Health Systems, Inc.'s Current Report on Form 8-K filed July 30, 2007 (No. 001-15925)) |
| 4.8 | First Supplemental Indenture relating to CHS/Community Health Systems, Inc.'s 8 7/8% Senior Notes due 2015, dated as of July 25, 2007, by and among CHS/Community Health Systems, Inc., the guarantors party thereto and U.S. Bank National Association (incorporated by reference to Exhibit 4.4 to Community Health Systems, Inc.'s Current Report on Form 8-K filed July 30, 2007 (No. 001-15925)) |
| 4.9 | Second Supplemental Indenture relating to CHS/Community Health Systems, Inc.'s 8 7/8% Senior Notes due 2015, dated as of December 31, 2007, by and among CHS/Community Health Systems, Inc., the guarantors party thereto and U.S. Bank National Association (incorporated by reference to Exhibit 4.7 to Community Health Systems, Inc.'s Annual Report on Form 10-K for the year ended December 31, 2008 filed February 27, 2009 (No. 001-15925)) |
| 4.10 | Release of Certain Guarantors relating to CHS/Community Health Systems, Inc.'s 8 7/8% Senior Notes due 2015, dated as of January 30, 2008, by and among CHS/Community Health Systems, Inc., the guarantors party thereto and U.S. Bank National Association (incorporated by reference to Exhibit 4.8 to Community Health Systems, Inc.'s Annual Report on Form 10-K for the year ended December 31, 2008 filed February 27, 2009 (No. 001-15925)) |
| 4.11 | Third Supplemental Indenture relating to CHS/Community Health Systems, Inc.'s 8 7/8% Senior Notes due 2015, dated as of October 10, 2008, by and among CHS/Community Health Systems, Inc., the guarantors party thereto and U.S. Bank National Association (incorporated by reference to Exhibit 4.9 to Community Health Systems, Inc.'s Annual Report on Form 10-K for the year ended December 31, 2008 filed February 27, 2009 (No. 001-15925)) |
| 4.12 | Fourth Supplemental Indenture relating to CHS/Community Health Systems, Inc.'s 8 7/8% Senior Notes due 2015, dated as of |

December 1, 2008, by and among CHS/Community Health Systems, Inc., the guarantors party thereto and U.S. Bank National Association (incorporated by reference to Exhibit 4.10 to Community Health Systems, Inc.'s Annual Report on Form 10-K for the year ended December 31, 2008 filed February 27, 2009 (No. 001-15925))

- 4.13 Release of Certain Guarantors relating to CHS/Community Health Systems, Inc.'s 8 7/8% Senior Notes due 2015, dated as of December 31, 2008, by and among CHS/Community Health Systems, Inc., the guarantors party thereto and U.S. Bank National Association (incorporated by reference to Exhibit 4.11 to Community Health Systems, Inc.'s Annual Report on Form 10-K for the year ended December 31, 2008 filed February 27, 2009 (No. 001-15925))

Table of Contents

Description

- 4.14 Fifth Supplemental Indenture relating to CHS/Community Health Systems, Inc.'s 8 7/8% Senior Notes due 2015, dated as of February 5, 2009, by and among CHS/Community Health Systems, Inc., the guarantors party thereto and U.S. Bank National Association (incorporated by reference to Exhibit 4.12 to Community Health Systems, Inc.'s Annual Report on Form 10-K for the year ended December 31, 2008 filed February 27, 2009 (No. 001-15925))
- 4.15 Sixth Supplemental Indenture relating to CHS/Community Health Systems, Inc.'s 8 7/8% Senior Notes due 2015, dated as of March 30, 2009, by and among CHS/Community Health Systems, Inc., the guarantors party thereto and U.S. Bank National Association (incorporated by reference to Exhibit 4.1 to Community Health Systems, Inc.'s Quarterly Report on Form 10-Q for the quarter ended March 31, 2009 filed April 29, 2009 (No. 001-15925))
- 4.16 Release of Certain Guarantors relating to CHS/Community Health Systems, Inc.'s 8 7/8% Senior Notes due 2015, dated as of March 30, 2009, by and among CHS/Community Health Systems, Inc., the guarantors party thereto and U.S. Bank National Association (incorporated by reference to Exhibit 4.2 to Community Health Systems, Inc.'s Quarterly Report on Form 10-Q for the quarter ended March 31, 2009 filed April 29, 2009 (No. 001-15925))
- 4.17 Seventh Supplemental Indenture relating to CHS/Community Health Systems, Inc.'s 8 7/8% Senior Notes due 2015, dated as of June 30, 2009, by and among CHS/Community Health Systems, Inc., the guarantors party thereto and U.S. Bank National Association (incorporated by reference to Exhibit 4.1 to Community Health Systems, Inc.'s Quarterly Report on Form 10-Q for the quarter ended June 30, 2009 filed July 31, 2009 (No. 001-15925))
- 4.18 Release of Certain Guarantors relating to CHS/Community Health Systems, Inc.'s 8 7/8% Senior Notes due 2015, dated as of June 30, 2009, by and among CHS/Community Health Systems, Inc., the guarantors party thereto and U.S. Bank National Association (incorporated by reference to Exhibit 4.2 to Community Health Systems, Inc.'s Quarterly Report on Form 10-Q for the quarter ended June 30, 2009 filed July 31, 2009 (No. 001-15925))
- 4.19 Release of Certain Guarantors relating to CHS/Community Health Systems, Inc.'s 8 7/8% Senior Notes due 2015, dated as of December 31, 2009, by and among CHS/Community Health Systems, Inc., the guarantors party thereto and U.S. Bank National Association*
- 10.1 Credit Agreement, dated as of July 25, 2007, by and among CHS/Community Health Systems, Inc., Community Health Systems, Inc., the lender parties thereto and Credit Suisse, as Administrative Agent and Collateral Agent, Credit Suisse Securities (USA) LLC and Wachovia Capital Markets, LLC as Joint Bookrunner and Co-Lead Arrangers, Wachovia Bank, N.A. as Syndication Agent, JPMorgan Chase Bank and Merrill Lynch Capital Corporation as Co-Documentation Agents (incorporated by reference to Exhibit 10.1 to Community Health Systems, Inc.'s Quarterly Report on Form 10-Q for the quarter ended June 30, 2009 filed July 31, 2009 (No. 001-15925))
- 10.2 Guarantee and Collateral Agreement, dated as of July 25, 2007, by and among CHS/Community Health Systems, Inc., Community Health Systems, Inc., the Subsidiaries from time to time party thereto and Credit Suisse, as Collateral Agent (incorporated by reference to Exhibit 10.2 to Community Health Systems, Inc.'s Quarterly Report on Form 10-Q for the quarter ended June 30, 2009 filed July 31, 2009 (No. 001-15925))
- 10.3 Form of Indemnification Agreement between Community Health Systems, Inc. and its directors and executive officers † (incorporated by reference to Exhibit 10.8 to Amendment No. 2 to Community Health Systems, Inc.'s Registration Statement on Form S-1/A filed May 2, 2000 (No. 333-31790))
- 10.4 CHS/Community Health Systems, Inc. Amended and Restated Supplemental Executive Retirement Plan (incorporated by reference to Exhibit 10.13 to Community Health Systems, Inc.'s Annual Report on Form 10-K for the year ended December 31, 2008 filed February 27, 2009 (No. 001-15925)) †
- 10.5 Community Health Systems Supplemental Executive Benefits (incorporated by reference to Exhibit 10.14 to Community Health Systems, Inc.'s Annual Report on Form 10-K for the year ended December 31, 2008 filed February 27, 2009 (No. 001-15925)) †
- 10.6 Supplemental Executive Retirement Plan Trust, dated June 1, 2005, by and between CHS/Community Health Systems, Inc., as grantor, and Wachovia Bank, N.A., as trustee (incorporated by reference to Exhibit 10.3 to Community Health Systems, Inc.'s Current Report on Form 8-K filed June 1, 2005 (No. 001-15925)) †
- 10.7 Community Health Systems Deferred Compensation Plan Trust, amended and restated effective February 26, 1999 (incorporated by reference to Exhibit 10.18 to Community Health Systems, Inc.'s Annual Report on Form 10-K for the year ended December 31,

2002 filed March 27, 2003 (No. 001-15925))

- 10.8 CHS/Community Health Systems, Inc. Deferred Compensation Plan, amended and restated effective January 1, 2008 (incorporated by reference to Exhibit 10.12 to Community Health Systems, Inc.'s Annual Report on Form 10-K for the year ended December 31, 2008 filed February 27, 2009 (No. 001-15925))
- 10.9 CHS NQDCP, effective as of September 1, 2009 (incorporated by reference to Exhibit 4.2 to Community Health Systems, Inc.'s Registration Statement on Form S-8 filed December 11, 2009 (No. 333-163691))
- 10.10 CHS NQDCP Adoption Agreement, executed as of August 11, 2009 (incorporated by reference to Exhibit 4.3 to Community Health Systems, Inc.'s Registration Statement on Form S-8 filed December 11, 2009 (No. 333-163691))

Table of Contents

Description

- 10.11 Guarantee, dated December 9, 2009, made by Community Health Systems, Inc. in favor of CHS/Community Health Systems, Inc. with respect to CHS/Community Health Systems, Inc.'s payment obligations under the CHS/Community Health Systems, Inc. Deferred Compensation Plan and the NQDCP (incorporated by reference to Exhibit 4.4 to Community Health Systems, Inc.'s Registration Statement on Form S-8 filed December 11, 2009 (No. 333-163691))
- 10.12 Community Health Systems, Inc. 2004 Employee Performance Incentive Plan, as amended and restated on March 24, 2009
† (incorporated by reference to Exhibit 10.3 to Community Health Systems, Inc.'s Quarterly Report on Form 10-Q for the quarter ended June 30, 2009 filed July 31, 2009 (No. 001-15925))
- 10.13 Form of Amended and Restated Change in Control Severance Agreement (incorporated by reference to Exhibit 10.22 to Community Health Systems, Inc.'s Annual Report on Form 10-K for the year ended December 31, 2008 filed February 27, 2009 (No. 001-15925))
- 10.14 Community Health Systems, Inc. 2000 Stock Option and Award Plan, as amended and restated on March 24, 2009 (incorporated by
† reference to Exhibit 10.4 to Community Health Systems, Inc.'s Quarterly Report on Form 10-Q for the quarter ended June 30, 2009 filed July 31, 2009 (No. 001-15925))
- 10.15 Form of Nonqualified Stock Option Agreement (Employee)*
†
- 10.16 Form of Restricted Stock Award Agreement (incorporated by reference to Exhibit 10.18 to Community Health Systems, Inc.'s
† Annual Report on Form 10-K for the year ended December 31, 2008 filed February 27, 2009 (No. 001-15925))
- 10.17 Form of Performance Based Restricted Stock Award Agreement (Most Highly Compensated Executive Officers) (incorporated by
† reference to Exhibit 10.20 to Community Health Systems, Inc.'s Annual Report on Form 10-K for the year ended December 31, 2008 filed February 27, 2009 (No. 001-15925))
- 10.18 Form of Director Phantom Stock Award Agreement (incorporated by reference to Exhibit 10.19 to Community Health Systems,
† Inc.'s Annual Report on Form 10-K for the year ended December 31, 2008 filed February 27, 2009 (No. 001-15925))
- 10.19 Form of Director Restricted Stock Unit Award Agreement*
†
- 10.20 Community Health Systems, Inc. Directors' Fees Deferral Plan, as amended and restated on December 10, 2008 (incorporated by
† reference to Exhibit 10.15 to Community Health Systems, Inc.'s Annual Report on Form 10-K for the year ended December 31, 2008 filed February 27, 2009 (No. 001-15925))
- 10.21 Community Health Systems, Inc. 2009 Stock Option and Award Plan, effective as of March 24, 2009 (incorporated by reference to
† Exhibit 10.5 to Community Health Systems, Inc.'s Quarterly Report on Form 10-Q for the quarter ended June 30, 2009 filed July 31, 2009 (No. 001-15925))
- 10.22 Participation Agreement entered into as of January 1, 2005, by and between Community Health Systems Professional Services Corporation and HealthTrust Purchasing Group, L.P. (incorporated by reference to Exhibit 10.1 to Community Health Systems, Inc.'s Current Report on Form 8-K filed January 7, 2005 (No. 001-15925))
- 12 Computation of Ratio of Earnings to Fixed Charges*
- 21 List of Subsidiaries*
- 23.1 Consent of Deloitte & Touche LLP*
- 31.1 Certification of Chief Executive Officer pursuant to Section 302 of the Sarbanes-Oxley Act of 2002*
- 31.2 Certification of Chief Financial Officer pursuant to Section 302 of the Sarbanes-Oxley Act of 2002*
- 32.1 Certification of Chief Executive Officer pursuant to 18 U.S.C. Section 1350, adopted pursuant to Section 906 of the Sarbanes-Oxley Act of 2002*

32.2 Certification of Chief Financial Officer pursuant to 18 U.S.C. Section 1350, adopted pursuant to Section 906 of the Sarbanes-Oxley Act of 2002*

* Filed herewith.

† Indicates a management contract or compensatory plan or arrangement.

Table of Contents

SIGNATURES

Pursuant to the requirements of section 13 or 15(d) of the Securities Exchange Act of 1934, the registrant has duly caused this report to be signed on its behalf by the undersigned, thereunto duly authorized.

Community Health Systems, Inc.

By: /s/ Wayne T. Smith
Wayne T. Smith
Chairman of the Board, President and Chief Executive Officer

Date: February 25, 2010

Pursuant to the requirements of the Securities Exchange Act of 1934, this report has been signed below by the following persons on behalf of the Registrant and in the capacities and on the dates indicated.

<u>Name</u>	<u>Title</u>	<u>Date</u>
<u>/s/ WAYNE T. SMITH</u> Wayne T. Smith	President and Chief Executive Officer and Director (principal executive officer)	02/25/2010
<u>/s/ W. LARRY CASH</u> W. Larry Cash	Executive Vice President, Chief Financial Officer and Director (principal financial officer)	02/25/2010
<u>/s/ T. MARK BUFORD</u> T. Mark Buford	Vice President and Chief Accounting Officer (principal accounting officer)	02/25/2010
<u>/s/ JOHN A. CLERICO</u> John A. Clerico	Director	02/25/2010
<u>/s/ JAMES S. ELY III</u> James S. Ely III	Director	02/25/2010
<u>/s/ JOHN A. FRY</u> John A. Fry	Director	02/25/2010
<u>/s/ WILLIAM NORRIS JENNINGS, M.D.</u> William Norris Jennings, M.D.	Director	02/25/2010
<u>/s/ HARVEY KLEIN, M.D.</u> Harvey Klein, M.D.	Director	02/25/2010
<u>/s/ JULIA B. NORTH</u> Julia B. North	Director	02/25/2010
<u>/s/ H. MITCHELL WATSON, JR.</u> H. Mitchell Watson, Jr.	Director	02/25/2010

Table of Contents

REPORT OF INDEPENDENT REGISTERED PUBLIC ACCOUNTING FIRM

To the Board of Directors and Stockholders of

Community Health Systems, Inc.

Franklin, Tennessee

We have audited the consolidated financial statements of Community Health Systems, Inc. and subsidiaries (the "Company") as of December 31, 2009 and 2008, and for each of the three years in the period ended December 31, 2009, and have issued our report thereon dated February 25, 2010 (which report expresses an unqualified opinion and includes explanatory paragraphs related to the adoption of accounting standards); such report is included elsewhere in this Annual Report on Form 10-K. Our audits also included the financial statement schedule of the Company listed in Item 15. This financial statement schedule is the responsibility of the Company's management. Our responsibility is to express an opinion based on our audits. In our opinion, such financial statement schedule, when considered in relation to the basic consolidated financial statements taken as a whole, presents fairly in all material respects the information set forth therein.

/s/ Deloitte & Touche LLP

Nashville, Tennessee

February 25, 2010

Table of Contents**Community Health Systems, Inc. and Subsidiaries**
Schedule II — Valuation and Qualifying Accounts

Description	<u>Balance at Beginning of Year</u>	<u>Acquisitions and Dispositions</u>	<u>Charged to Costs and Expenses</u> (In thousands)	<u>Write-offs</u>	<u>Balance at End of Year</u>
Year ended December 31, 2009 allowance for doubtful accounts	\$ 1,111,131	\$ —	\$ 1,460,307	\$ (1,154,250)	\$ 1,417,188
Year ended December 31, 2008 allowance for doubtful accounts	\$ 1,037,334	\$ (12,352)	\$ 1,218,612	\$ (1,132,463)	\$ 1,111,131
Year ended December 31, 2007 allowance for doubtful accounts	\$ 478,565	\$ 421,157	\$ 886,985	\$ (749,373)	\$ 1,037,334

Table of Contents

Exhibit Index

- | | <u>Description</u> |
|------|---|
| 2.1 | Agreement and Plan of Merger, dated as of March 19, 2007, by and among Triad Hospitals, Inc., Community Health Systems, Inc. and FWCT-1 Acquisition Corporation (incorporated by reference to Exhibit 2.1 to Community Health Systems, Inc.'s Current Report on Form 8-K filed March 19, 2007 (No. 001-15925)) |
| 3.1 | Form of Restated Certificate of Incorporation of Community Health Systems, Inc. (incorporated by reference to Exhibit 3.1 to Amendment No. 2 to Community Health Systems, Inc.'s Registration Statement on Form S-1/A filed May 2, 2000 (No. 333-31790)) |
| 3.2 | Amended and Restated By-Laws of Community Health Systems, Inc. (as of February 27, 2008) (incorporated by reference to Exhibit 3(ii).1 to Community Health Systems, Inc.'s Current Report on Form 8-K filed February 29, 2008 (No. 001-15925)) |
| 4.1 | Form of Common Stock Certificate (incorporated by reference to Exhibit 4.1 to Amendment No. 2 to Community Health Systems, Inc.'s Registration Statement on Form S-1/A filed May 2, 2000 (No. 333-31790)) |
| 4.2 | Senior Notes Indenture, dated as of July 25, 2007, by and among CHS/Community Health Systems, Inc., the Guarantors party thereto and U.S. Bank National Association, as Trustee (incorporated by reference to Exhibit 4.3 to Community Health System Inc.'s Current Report on Form 8-K filed July 30, 2007 (No. 001-15925)) |
| 4.3 | Form of 8 7/8% Senior Note due 2015 (included in Exhibit 4.2) |
| 4.4 | Registration Rights Agreement, dated as of July 25, 2007, by and among CHS/Community Health Systems, Inc., the Guarantors party thereto and the Initial Purchasers (incorporated by reference to Exhibit 4.1 to Community Health System Inc.'s Current Report on Form 8-K filed July 30, 2007 (No. 001-15925)) |
| 4.5 | Joinder to the Registration Rights Agreement dated as of July 25, 2007 (incorporated by reference to Exhibit 4.2 to Community Health Systems, Inc.'s Current Report on Form 8-K filed July 30, 2007 (No. 001-15925)) |
| 4.6 | First Supplemental Indenture relating to the Triad's 7% Senior Subordinated Notes due 2013, dated as of July 24, 2007, by and among Triad Hospitals Inc. and The Bank of New York Trust Company, N.A (incorporated by referenc to Exhibit 4.7 to Community Health Systems, Inc.'s Current Report on Form 8-K filed July 30, 2007 (No. 001-15925)) |
| 4.7 | Second Supplemental Indenture relating to Triad's 7% Senior Notes due 2012, dated as of July 24, 2007, by and among Triad Hospitals Inc. and The Bank of New York Trust Company, N.A. (incorporated by reference to Exhibit 4.6 to Community Health Systems, Inc.'s Current Report on Form 8-K filed July 30, 2007 (No. 001-15925)) |
| 4.8 | First Supplemental Indenture relating to CHS/Community Health Systems, Inc.'s 8 7/8% Senior Notes due 2015, dated as of July 25, 2007, by and among CHS/Community Health Systems, Inc., the guarantors party thereto and U.S. Bank National Association (incorporated by reference to Exhibit 4.4 to Community Health Systems, Inc.'s Current Report on Form 8-K filed July 30, 2007 (No. 001-15925)) |
| 4.9 | Second Supplemental Indenture relating to CHS/Community Health Systems, Inc.'s 8 7/8% Senior Notes due 2015, dated as of December 31, 2007, by and among CHS/Community Health Systems, Inc., the guarantors party thereto and U.S. Bank National Association (incorporated by reference to Exhibit 4.7 to Community Health Systems, Inc.'s Annual Report on Form 10-K for the year ended December 31, 2008 filed February 27, 2009 (No. 001-15925)) |
| 4.10 | Release of Certain Guarantors relating to CHS/Community Health Systems, Inc.'s 8 7/8% Senior Notes due 2015, dated as of January 30, 2008, by and among CHS/Community Health Systems, Inc., the guarantors party thereto and U.S. Bank National Association (incorporated by reference to Exhibit 4.8 to Community Health Systems, Inc.'s Annual Report on Form 10-K for the year ended December 31, 2008 filed February 27, 2009 (No. 001-15925)) |
| 4.11 | Third Supplemental Indenture relating to CHS/Community Health Systems, Inc.'s 8 7/8% Senior Notes due 2015, dated as of October 10, 2008, by and among CHS/Community Health Systems, Inc., the guarantors party thereto and U.S. Bank National Association (incorporated by reference to Exhibit 4.9 to Community Health Systems, Inc.'s Annual Report on Form 10-K for the year ended December 31, 2008 filed February 27, 2009 (No. 001-15925)) |
| 4.12 | Fourth Supplemental Indenture relating to CHS/Community Health Systems, Inc.'s 8 7/8% Senior Notes due 2015, dated as of December 1, 2008, by and among CHS/Community Health Systems, Inc., the guarantors party thereto and U.S. Bank National |

Association (incorporated by reference to Exhibit 4.10 to Community Health Systems, Inc.'s Annual Report on Form 10-K for the year ended December 31, 2008 filed February 27, 2009 (No. 001-15925))

- 4.13 Release of Certain Guarantors relating to CHS/Community Health Systems, Inc.'s 8 7/8% Senior Notes due 2015, dated as of December 31, 2008, by and among CHS/Community Health Systems, Inc., the guarantors party thereto and U.S. Bank National Association (incorporated by reference to Exhibit 4.11 to Community Health Systems, Inc.'s Annual Report on Form 10-K for the year ended December 31, 2008 filed February 27, 2009 (No. 001-15925))
- 4.14 Fifth Supplemental Indenture relating to CHS/Community Health Systems, Inc.'s 8 7/8% Senior Notes due 2015,

Table of Contents

Description

dated as of February 5, 2009, by and among CHS/Community Health Systems, Inc., the guarantors party thereto and U.S. Bank National Association (incorporated by reference to Exhibit 4.12 to Community Health Systems, Inc.'s Annual Report on Form 10-K for the year ended December 31, 2008 filed February 27, 2009 (No. 001-15925))

- 4.15 Sixth Supplemental Indenture relating to CHS/Community Health Systems, Inc.'s 8 7/8% Senior Notes due 2015, dated as of March 30, 2009, by and among CHS/Community Health Systems, Inc., the guarantors party thereto and U.S. Bank National Association (incorporated by reference to Exhibit 4.1 to Community Health Systems, Inc.'s Quarterly Report on Form 10-Q for the quarter ended March 31, 2009 filed April 29, 2009 (No. 001-15925))
- 4.16 Release of Certain Guarantors relating to CHS/Community Health Systems, Inc.'s 8 7/8% Senior Notes due 2015, dated as of March 30, 2009, by and among CHS/Community Health Systems, Inc., the guarantors party thereto and U.S. Bank National Association (incorporated by reference to Exhibit 4.2 to Community Health Systems, Inc.'s Quarterly Report on Form 10-Q for the quarter ended March 31, 2009 filed April 29, 2009 (No. 001-15925))
- 4.17 Seventh Supplemental Indenture relating to CHS/Community Health Systems, Inc.'s 8 7/8% Senior Notes due 2015, dated as of June 30, 2009, by and among CHS/Community Health Systems, Inc., the guarantors party thereto and U.S. Bank National Association (incorporated by reference to Exhibit 4.1 to Community Health Systems, Inc.'s Quarterly Report on Form 10-Q for the quarter ended June 30, 2009 filed July 31, 2009 (No. 001-15925))
- 4.18 Release of Certain Guarantors relating to CHS/Community Health Systems, Inc.'s 8 7/8% Senior Notes due 2015, dated as of June 30, 2009, by and among CHS/Community Health Systems, Inc., the guarantors party thereto and U.S. Bank National Association (incorporated by reference to Exhibit 4.2 to Community Health Systems, Inc.'s Quarterly Report on Form 10-Q for the quarter ended June 30, 2009 filed July 31, 2009 (No. 001-15925))
- 4.19 Release of Certain Guarantors relating to CHS/Community Health Systems, Inc.'s 8 7/8% Senior Notes due 2015, dated as of December 31, 2009, by and among CHS/Community Health Systems, Inc., the guarantors party thereto and U.S. Bank National Association*
- 10.1 Credit Agreement, dated as of July 25, 2007, by and among CHS/Community Health Systems, Inc., Community Health Systems, Inc., the lender parties thereto and Credit Suisse, as Administrative Agent and Collateral Agent, Credit Suisse Securities (USA) LLC and Wachovia Capital Markets, LLC as Joint Bookrunner and Co-Lead Arrangers, Wachovia Bank, N.A. as Syndication Agent, JPMorgan Chase Bank and Merrill Lynch Capital Corporation as Co-Documentation Agents (incorporated by reference to Exhibit 10.1 to Community Health Systems, Inc.'s Quarterly Report on Form 10-Q for the quarter ended June 30, 2009 filed July 31, 2009 (No. 001-15925))
- 10.2 Guarantee and Collateral Agreement, dated as of July 25, 2007, by and among CHS/Community Health Systems, Inc., Community Health Systems, Inc., the Subsidiaries from time to time party thereto and Credit Suisse, as Collateral Agent (incorporated by reference to Exhibit 10.2 to Community Health Systems, Inc.'s Quarterly Report on Form 10-Q for the quarter ended June 30, 2009 filed July 31, 2009 (No. 001-15925))
- 10.3 † Form of Indemnification Agreement between Community Health Systems, Inc. and its directors and executive officers (incorporated by reference to Exhibit 10.8 to Amendment No. 2 to Community Health Systems, Inc.'s Registration Statement on Form S-1/A filed May 2, 2000 (No. 333-31790))
- 10.4 † CHS/Community Health Systems, Inc. Amended and Restated Supplemental Executive Retirement Plan (incorporated by reference to Exhibit 10.13 to Community Health Systems, Inc.'s Annual Report on Form 10-K for the year ended December 31, 2008 filed February 27, 2009 (No. 001-15925))
- 10.5 † Community Health Systems Supplemental Executive Benefits (incorporated by reference to Exhibit 10.14 to Community Health Systems, Inc.'s Annual Report on Form 10-K for the year ended December 31, 2008 filed February 27, 2009 (No. 001-15925))
- 10.6 † Supplemental Executive Retirement Plan Trust, dated June 1, 2005, by and between CHS/Community Health Systems, Inc., as grantor, and Wachovia Bank, N.A., as trustee (incorporated by reference to Exhibit 10.3 to Community Health Systems, Inc.'s Current Report on Form 8-K filed June 1, 2005 (No. 001-15925))
- 10.7 † Community Health Systems Deferred Compensation Plan Trust, amended and restated effective February 26, 1999 (incorporated by reference to Exhibit 10.18 to Community Health Systems, Inc.'s Annual Report on Form 10-K for the year

ended December 31, 2002 filed March 27, 2003 (No. 001-15925))

- 10.8 † CHS/Community Health Systems, Inc. Deferred Compensation Plan, amended and restated effective January 1, 2008 (incorporated by reference to Exhibit 10.12 to Community Health Systems, Inc.'s Annual Report on Form 10-K for the year ended December 31, 2008 filed February 27, 2009 (No. 001-15925))
- 10.9 CHS NQDCP, effective as of September 1, 2009 (incorporated by reference to Exhibit 4.2 to Community Health Systems, Inc.'s Registration Statement on Form S-8 filed December 11, 2009 (No. 333-163691))
- 10.10 CHS NQDCP Adoption Agreement, executed as of August 11, 2009 (incorporated by reference to Exhibit 4.3 to Community Health Systems, Inc.'s Registration Statement on Form S-8 filed December 11, 2009 (No. 333-163691))
- 10.11 Guarantee, dated December 9, 2009, made by Community Health Systems, Inc. in favor of CHS/Community Health

Table of Contents

Description

	Systems, Inc. with respect to CHS/Community Health Systems, Inc.'s payment obligations under the CHS/Community Health Systems, Inc. Deferred Compensation Plan and the NQDCP (incorporated by reference to Exhibit 4.4 to Community Health Systems, Inc.'s Registration Statement on Form S-8 filed December 11, 2009 (No. 333-163691))
10.12 †	Community Health Systems, Inc. 2004 Employee Performance Incentive Plan, as amended and restated on March 24, 2009 (incorporated by reference to Exhibit 10.3 to Community Health Systems, Inc.'s Quarterly Report on Form 10-Q for the quarter ended June 30, 2009 filed July 31, 2009 (No. 001-15925))
10.13	Form of Amended and Restated Change in Control Severance Agreement (incorporated by reference to Exhibit 10.22 to Community Health Systems, Inc.'s Annual Report on Form 10-K for the year ended December 31, 2008 filed February 27, 2009 (No. 001-15925))
10.14 †	Community Health Systems, Inc. 2000 Stock Option and Award Plan, as amended and restated on March 24, 2009 (incorporated by reference to Exhibit 10.4 to Community Health Systems, Inc.'s Quarterly Report on Form 10-Q for the quarter ended June 30, 2009 filed July 31, 2009 (No. 001-15925))
10.15 †	Form of Nonqualified Stock Option Agreement (Employee)*
10.16 †	Form of Restricted Stock Award Agreement (incorporated by reference to Exhibit 10.18 to Community Health Systems, Inc.'s Annual Report on Form 10-K for the year ended December 31, 2008 filed February 27, 2009 (No. 001-15925))
10.17 †	Form of Performance Based Restricted Stock Award Agreement (Most Highly Compensated Executive Officers) (incorporated by reference to Exhibit 10.20 to Community Health Systems, Inc.'s Annual Report on Form 10-K for the year ended December 31, 2008 filed February 27, 2009 (No. 001-15925))
10.18 †	Form of Director Phantom Stock Award Agreement (incorporated by reference to Exhibit 10.19 to Community Health Systems, Inc.'s Annual Report on Form 10-K for the year ended December 31, 2008 filed February 27, 2009 (No. 001-15925))
10.19 †	Form of Director Restricted Stock Unit Award Agreement*
10.20 †	Community Health Systems, Inc. Directors' Fees Deferral Plan, as amended and restated on December 10, 2008 (incorporated by reference to Exhibit 10.15 to Community Health Systems, Inc.'s Annual Report on Form 10-K for the year ended December 31, 2008 filed February 27, 2009 (No. 001-15925))
10.21 †	Community Health Systems, Inc. 2009 Stock Option and Award Plan, effective as of March 24, 2009 (incorporated by reference to Exhibit 10.5 to Community Health Systems, Inc.'s Quarterly Report on Form 10-Q for the quarter ended June 30, 2009 filed July 31, 2009 (No. 001-15925))
10.22	Participation Agreement entered into as of January 1, 2005, by and between Community Health Systems Professional Services Corporation and HealthTrust Purchasing Group, L.P. (incorporated by reference to Exhibit 10.1 to Community Health Systems, Inc.'s Current Report on Form 8-K filed January 7, 2005 (No. 001-15925))
12	Computation of Ratio of Earnings to Fixed Charges*
21	List of Subsidiaries*
23.1	Consent of Deloitte & Touche LLP*
31.1	Certification of Chief Executive Officer pursuant to Section 302 of the Sarbanes-Oxley Act of 2002*
31.2	Certification of Chief Financial Officer pursuant to Section 302 of the Sarbanes-Oxley Act of 2002*
32.1	Certification of Chief Executive Officer pursuant to 18 U.S.C. Section 1350, adopted pursuant to Section 906 of the Sarbanes-Oxley Act of 2002*
32.2	Certification of Chief Financial Officer pursuant to 18 U.S.C. Section 1350, adopted pursuant to Section 906 of the Sarbanes-Oxley Act of 2002*

* Filed herewith.

† Indicates a management contract or compensatory plan or arrangement.

RELEASE OF CERTAIN GUARANTORS (this "**Release**"), dated as of December 31, 2009, by and among CHS/COMMUNITY HEALTH SYSTEMS, INC., a Delaware corporation (the "**Issuer**"), those Subsidiary Guarantors parties hereto, and U.S. BANK NATIONAL ASSOCIATION, as Trustee under the Indenture (the "**Trustee**").

WITNESSETH:

WHEREAS, the Issuer has heretofore executed and delivered to the Trustee an Indenture, dated as of July 25, 2007, as supplemented by the First Supplemental Indenture, dated as of July 25, 2007, the Second Supplemental Indenture, dated as of December 31, 2007, the Third Supplemental Indenture, dated as of October 10, 2008, the Fourth Supplemental Indenture, dated December 1, 2008, the Fifth Supplemental Indenture, dated February 5, 2009, the Sixth Supplemental Indenture, dated March 30, 2009 and the Seventh Supplemental Indenture dated June 30, 2009 (the "**Indenture**"), providing for the issuance of the 8⁷/₈% Senior Notes due 2015 (the "**Securities**");

WHEREAS, pursuant to that certain Private Placement Memorandum, dated June 1, 2009 (as amended, supplemented or otherwise modified from time to time, the "**PPM**"), Petersburg Hospital Company, LLC, a Delaware limited liability company ("**PHC**"), has offered and sold membership interests in PHC to certain physician investors effective as of November 1, 2009 (such transaction, the "**Petersburg Syndication**").

WHEREAS, pursuant to that certain Private Placement Memorandum, dated August 21, 2009 (as amended, supplemented or otherwise modified from time to time, the "**PPM**"), Greenbrier VMC, LLC, a Delaware limited liability company ("**GVMC**"), has offered and sold membership interests in GVMC to certain physician investors effective as of December 1, 2009 (such transaction, the "**Greenbrier Syndication**" and, collectively with the Petersburg Syndication, the "**Syndications**").

WHEREAS, (i) upon the consummation of the Syndications, each of the Subsidiary Guarantors listed on the signature pages hereto (the "**Syndicated Subsidiary Guarantors**") has been released as a Subsidiary Guarantor under the Credit Agreement, dated as of July 25, 2007, by and among the Issuer, Community Health Systems, Inc., the lenders that from time to time become parties to the Credit Agreement and Credit Suisse, as Collateral Agent, and (ii) the Issuer has delivered an Officer's Certificate to the Trustee certifying that the Syndicated Subsidiary Guarantors no longer have any Indebtedness outstanding that would require such Syndicated Subsidiary Guarantors to enter into a Guaranty Agreement pursuant to Section 4.12 of the Indenture.

WHEREAS pursuant to Section 10.06(4) of the Indenture, a Guarantor will be released from its obligations under the Indenture under the circumstances described in the immediately preceding recital.

WHEREAS pursuant to the last sentence of Section 10.06 of the Indenture, the Issuer requests and the Trustee is authorized to execute and deliver this Release evidencing such release pursuant to Section 10.06(4) of the Indenture.

NOW THEREFORE, in consideration of the foregoing and for good and valuable consideration, the receipt of which is hereby acknowledged, the Issuer, those Subsidiary Guarantors parties hereto and the Trustee mutually covenant and agree as follows:

SECTION 1. Capitalized Terms. Capitalized terms used herein but not defined shall have the meanings assigned to them in the Indenture.

SECTION 2. Subsidiary Guarantors. Effective from and after the consummation of the Syndication, each of the Syndicated Subsidiary Guarantors is hereby irrevocably released and discharged from its

obligations under Article 10 of the Indenture, any Guaranty Agreement to which it may be party or any obligations with respect to the Securities.

SECTION 3. Ratification of Indenture; Release Part of Indenture. Except as expressly modified hereby, the Indenture is in all respects ratified and confirmed and all the terms, conditions and provisions thereof shall remain in full force and effect. This Release shall form a part of the Indenture for all purposes, shall inure to the benefit of the Issuer, each of the Syndicated Subsidiary Guarantors, the Trustee and every Holder of Securities heretofore or hereafter authenticated and the Issuer, each of the Syndicated Subsidiary Guarantors, the Trustee and every Holder of Securities heretofore or hereafter authenticated and delivered shall be bound hereby.

SECTION 4. Governing Law. **THIS RELEASE SHALL BE GOVERNED BY, AND CONSTRUED IN ACCORDANCE WITH, THE LAWS OF THE STATE OF NEW YORK.**

SECTION 5. Trustee Makes No Representation. The Trustee makes no representation as to the accuracy or correctness of the recitals of this Release.

SECTION 6. Counterparts. The parties may sign any number of copies of this Release. Each signed copy shall be an original, but all of them together represent the same agreement.

SECTION 7. Effect of Headings. The Section headings herein are for convenience only and shall not effect the construction of this Release.

IN WITNESS WHEREOF, the parties have caused this Release to be duly executed as of this 31st day of December 2009.

CHS/Community Health Systems, Inc.,
a Delaware corporation

By: /s/ Rachel A. Seifert
Rachel A. Seifert
Senior Vice President, Secretary & General
Counsel

Syndicated Subsidiary Guarantors:
Greenbrier VMC, LLC
Petersburg Hospital Company, LLC

By: /s/ James W. Doucette
James W. Doucette
Vice President, Finance and Treasurer

U.S. Bank National Association,
as Trustee

By: /s/ Wally Jones
Wally Jones
Vice President

COMMUNITY HEALTH SYSTEMS, INC.
AMENDED AND RESTATED 2000 STOCK OPTION AND AWARD PLAN
NONQUALIFIED STOCK OPTION AGREEMENT (EMPLOYEE)

THIS AGREEMENT between you and Community Health Systems, Inc. (the "Corporation") governs an award of a nonqualified stock option on a date specified in your award notification (the "Grant Date"), and

WHEREAS, the Corporation has adopted the Community Health Systems, Inc. 2000 Stock Option and Award Plan, as amended (the "Plan") in order to provide additional incentive to certain employees, officers and directors of the Corporation and its Subsidiaries; and

WHEREAS, the Committee responsible for administration of the Plan has determined to grant an option to you as provided herein;

NOW, THEREFORE, the parties hereto agree as follows:

1. Grant of Option.

1.1 The Corporation hereby grants to you the right and option (the "Option") to purchase all or any part of an aggregate of the number of whole Shares (such number being subject to adjustment as provided in Section 10 hereof) set out in your award notification, on the terms and conditions set forth in this Agreement and in the Plan, a copy of which is available to you from the Corporation by request. The Corporation may delegate any of the duties associated with the administration of the Plan or this agreement to one or more affiliates or third-party vendors (the "Plan Administrator").

1.2 This Option is not intended to qualify as an Incentive Stock Option within the meaning of Section 422 of the Code.

1.3 Except as otherwise defined herein, capitalized terms used in this Agreement shall have the same definitions as set forth in the Plan.

2. Purchase Price.

The price at which you shall be entitled to purchase Shares upon the exercise of this Option shall be the close price of the Corporation's stock on the Grant Date, as reported in The Wall Street Journal, and as set out in your award notification (such price being subject to adjustment as provided in Section 10 hereof).

3. Duration of Option.

The Option shall be exercisable to the extent and in the manner provided herein for a period of ten (10) years from the date hereof (the "Exercise Term"); provided, however, that the Option may be earlier terminated as provided in Section 6 or Section 8 hereof; provided, further, that the Option may, upon your death, be later exercised for up to one (1) year following the date of your death if such death occurs prior to the tenth anniversary of the Grant Date.

4. Exercisability of Option.

Unless otherwise provided in this Agreement or the Plan, the Option shall entitle you to purchase, in whole at any time or in part from time to time, thirty-three and one-third percent (33 1/3%) of the total number of Shares covered by the Option after the expiration of one (1) year from the Grant Date and an additional thirty-three and one-third percent (33 1/3%) of the total number of Shares covered by the Option after the expiration of each of the second and third anniversaries of the Grant Date, and each such right of purchase shall be cumulative and shall continue, unless sooner exercised or terminated as herein provided, during the remaining period of the Exercise Term. Any fractional number of Shares resulting from the application of the foregoing percentages shall be rounded down to the next whole number of Shares.

5. Manner of Exercise and Payment.

5.1 Election to Exercise. Subject to the terms and conditions of this Agreement and the Plan, the Option may be exercised by electronic notification to the Corporation's Plan Administrator, or by telephonic request (each as subject to the Corporation's Insider Trading Policy). Such notification shall state that you are electing to exercise the Option and the number of Shares in respect of which the Option is being exercised. In the event of your death, such notification shall be in the form prescribed by the Corporation or its Plan Administrator and shall be signed by your legal guardian, executor, administrator or other legal representative. The Corporation or its Administrator may require proof satisfactory to it as to the right of such person to exercise the Option.

5.2 Deliveries. The notification of exercise described in Section 5.1 hereof shall be accompanied by the full purchase price for the Shares in respect of which the Option is being exercised, in cash or by check or, if acceptable to the Plan Administrator, such payment shall follow by check from a registered broker acting as agent on your behalf. However, at the discretion of the Committee, you may pay the exercise price in part or in full by transferring to the Corporation Shares owned by you for a period of six (6) months (or such lesser period as may be permitted by the Committee) prior to the exercise of the Option. In addition, an Option may be exercised through the Corporation's Plan Administrator pursuant to such cashless exercise procedures which are, from time to time, deemed acceptable by the Committee. Any Shares transferred to the Corporation as payment of the exercise price under an Option shall be valued at their Fair Market Value on the date of exercise of such Option.

5.3 Issuance of Shares. Upon your election to exercise your options, full payment for the Shares in respect of which the Option is being exercised, and subject to Section 11, the Corporation or its Plan Administrator shall take such action as may be necessary under applicable law to affect the issuance to you of the number of Shares as to which such exercise was effected.

5.4 Stockholder Rights. You shall not be deemed to be the holder of, or to have any of the rights of a holder with respect to any Shares subject to the Option until (a) the Option shall have been exercised in accordance with the terms of this Agreement and you shall have paid the full purchase price for the number of Shares in respect of which the Option was exercised and any withholding taxes due in connection with such exercise, (b) the Corporation or its Plan Administrator shall have issued the

Shares to you, and (c) your name shall have been entered as a shareholder of record on the books of the Corporation. Upon the occurrence of all of the foregoing events, you shall have full voting and other ownership rights with respect to such Shares.

6. Termination of Option. Subject to Sections 7 and 8 hereof, each Option shall terminate on the date which is the eighth anniversary of the Grant Date (or if later, the first anniversary of the date of your death if such death occurs prior to such eighth anniversary), unless terminated earlier as follows:

6.1 If your employment is terminated for any reason other than disability, death or for Cause, you may for a period of three (3) months after such termination exercise your Option to the extent, and only to the extent, that the Option or portion thereof was vested and exercisable as of the date of such termination, after which time the Option shall automatically terminate in full.

6.2 If your employment is terminated by reason of Disability, all of the Option shall immediately become vested and exercisable and you may, for a period of twelve (12) months after such termination, exercise your Option, after which time the Option shall automatically terminate in full.

6.3 If your employment is terminated by reason of your death, or if you die within three (3) months after termination as described in Section 6.1 hereof the Option shall immediately become vested and exercisable and the person or persons to whom such rights under the Option shall pass by will, or by the laws of descent or distribution may, for a period of twelve (12) months following your death, exercise the Option, after which time the Option shall terminate in full.

6.4 If your the employment is terminated for Cause, the option granted to you hereunder shall immediately terminate in full and no rights thereunder may be exercised.

6.5 Except as expressly provided herein to the contrary, the Option, to the extent not yet vested and exercisable, shall terminate immediately upon the Employee's termination of employment with the Corporation for any reason.

7. Effect of Change of Control.

In the event of a Change in Control, the Option shall become immediately and fully vested and exercisable and shall, notwithstanding any shorter period set forth in this Agreement, remain exercisable for a period ending not before the earlier of (x) the six (6) month anniversary of the termination of your employment or (y) the expiration of the Exercise Term.

8. Prohibited Activities

8.1 Prohibition Against Certain Activities. You agree that (a) you will not at any time during your employment (other than in the course of your employment) with the Corporation or any Affiliate thereof, or after any termination of employment, directly or indirectly disclose or furnish to any other person or use for your own or any other person's account any confidential or proprietary knowledge or any other information which is not a matter of public knowledge obtained during the course of your

employment with, or other performance of services for (including service as a director of), the Corporation or any Affiliate thereof or any predecessor of any of the foregoing, no matter from where or in what manner you may have acquired such knowledge or information, and you shall retain all such knowledge and information in trust for the benefit of the Corporation, its Affiliates and the successors and assigns of any of them, (b) you will not at any time during your employment with the Corporation or any Affiliate thereof, or for three (3) years following any termination of employment, directly or indirectly solicit for employment, including, without limitation, recommending to any subsequent employer the solicitation for employment of, any person who at the time of the solicitation is employed by the Corporation or any Affiliate thereof, (c) you will not at any time during your employment with, or performance of services for (including service as a director of), the Corporation or any Affiliate thereof or after any termination of employment, publish any statement or make any statement (under circumstances reasonably likely to become public or that might reasonably be expected to become public) critical of the Corporation or any Affiliate of the Corporation, or in any way adversely affecting or otherwise maligning the business reputation of any of the foregoing entities, and (d) you will not breach the provisions of Section 9 hereof (any activity described in clause (a), (b), (c) or (d) of this Section 8.1 being herein referred to as a "Prohibited Activity").

8.2 Right to Terminate Option. You understand that the Corporation is granting to you an option to purchase Shares hereunder to reward you for your future efforts and loyalty to the Corporation and its Affiliates by giving you the opportunity to participate in the potential future appreciation of the Corporation. Accordingly, if, at any time during which any portion of the Option, including any exercisable portion, is outstanding (a) if you engage in any Prohibited Activity, or (b) you engage in any Competitive Activity (as hereinafter defined), or (c) you are convicted of a crime against the Corporation or any of its Affiliates, then, in addition to any other rights and remedies available to the Corporation, the Corporation shall be entitled, at its option, to terminate the Option, including any exercisable portion thereof, which shall then be of no further force and effect.

The term "Competitor" shall mean any person that competes either directly or indirectly through one or more Affiliates with any of the businesses in which, at the time your employment is terminated, the Corporation or any of its subsidiaries is engaged.

The term "Competitive Activity" shall mean engaging in any of the following activities: (i) serving as a director of any Competitor; (ii) directly or indirectly (x) controlling any Competitor or (y) owning any equity or debt interests in any Competitor (other than equity or debt interests which are publicly traded and do not exceed 2% of the particular class of interests outstanding) (it being understood that, if any such interests in any Competitor are owned by an investment vehicle or other entity in which you own an equity interest, a portion of the interests in such Competitor owned by such entity shall be attributed to you, such portion determined by applying the percentage of the equity interest in such entity owned by you to the interests in such Competitor owned by such entity); (iii) directly or indirectly soliciting, diverting, taking away, appropriating or otherwise interfering with any of the customers or suppliers of the Corporation or any Affiliate of the Corporation; (iv) employment by (including serving as an officer or director of) or providing consulting services to any Competitor; provided, however, that if the Competitor has more than one discrete and readily distinguishable part of its business, employment by or providing consulting services to any Competitor shall be Competitive

Activity only if (1) your employment duties are at or involving the part of the Competitor's business that competes with any of the businesses conducted by the Corporation or any of its subsidiaries (the "Competing Operations"), including serving in a capacity where any person at the Competing Operations reports to you, or (2) the consulting services are provided to or involve the Competing Operations. For purposes of this definition, the term "control" means the possession, directly or indirectly, of the power to direct or cause the direction of the management and policies of any Competitor, whether through the ownership of equity or debt interests, by contract or otherwise.

9. Non-Transferability.

The Option shall not be transferable other than by will or by the laws of descent and distribution or pursuant to a domestic relations order; provided, however, that the Option may be transferred to members of your immediate family, to trusts solely for the benefit of such immediate family members and to partnerships in which such family members and/or trusts are the only partners. For this purpose, immediate family means your spouse, parents, children, stepchildren and grandchildren and the spouses of such parents, children, stepchildren and grandchildren.

10. Adjustments.

In the event of a Change in Capitalization, the Committee may make appropriate adjustments to the number and class of Shares or other stock or securities subject to this Option and the purchase price for such Shares or other stock or securities (an "Adjustment"). In the event of (i) the liquidation or dissolution of the Corporation or (ii) a merger or consolidation of the Corporation (a "Transaction"), any such Adjustment may be as provided for in the plan or agreement of liquidation, dissolution, merger or consolidation. If such plan or agreement does not expressly provide for the treatment of the Option in connection with the Transaction, the Option shall continue in effect in accordance with its terms and you shall be entitled to receive in respect of all Shares subject to the Option, upon exercise of the Option, the same number and kind of stock, securities, cash, property or other consideration that each holder of Shares was entitled to receive in the Transaction. The Committee's Adjustment shall be final and binding for all purposes of the Plan and the Agreement. No Adjustment provided for in this Section 10 shall require the Corporation to issue a fractional share, and the total adjustment with respect to this Agreement shall be limited accordingly.

11. Withholding.

The Corporation or its Plan Administrator shall have the right to deduct from any amounts payable under this Agreement an amount equal to the federal, state and local income taxes and other amounts as may be required by applicable law to be withheld (the "Withholding Taxes"). If you are entitled to receive Shares upon exercise of the Option, you shall pay the Withholding Taxes to the Corporation or its Plan Administrator in cash prior to the issuance of such Shares. In satisfaction of the Withholding Taxes, you may, unless the Committee determines otherwise, elect to have withheld a portion of the Shares issuable to you upon exercise of the Option having an aggregate Fair Market Value equal to the Withholding Taxes.

12. No Right to Continued Employment.

This Agreement and the Option shall not confer upon you any right with respect to continuance of employment by the Corporation or any Affiliate thereof, nor shall it interfere in any way with the right of the Corporation or any Affiliate thereof to terminate your employment at any time.

13. Entire Agreement.

This Agreement and the Plan constitute the entire agreement, and supersede all prior agreements and understandings, oral and written, between the parties hereto with respect to the subject matter hereof.

14. Acceptance of the Terms of this Agreement; Deemed Execution; Modification of Agreement.

The terms of this Agreement must be acknowledged and accepted by you by electronic means via the Plan Administrator's website, and upon such acceptance shall be deemed to have been executed and delivered by you and the Corporation. This Agreement may be modified, amended, supplemented or terminated by written agreement of the parties hereto; provided that the Corporation may modify, amend, supplement or terminate this Agreement in a writing signed by the Corporation without any further action by you if such modification, amendment, supplement or termination does not adversely affect your rights hereunder.

15. Invalidity of Provisions.

The invalidity or unenforceability of any provision of this Agreement in any jurisdiction shall not affect the validity or enforceability of the remainder of this Agreement in that jurisdiction or the validity or enforceability of this Agreement, including that provision, in any other jurisdiction. If any provision of this Agreement is held unlawful or unenforceable in any respect, such provision shall be revised or applied in a manner that renders it lawful and enforceable to the fullest extent possible.

16. Acknowledgment.

You hereby acknowledge the availability of a copy of the Prospectus, the Plan and this Agreement via the Plan Administrator's website, and agree to be bound by all the terms and provisions of each, and by the Corporation's Insider Trading Policy, as each may be amended from time to time. You hereby acknowledge that you have reviewed these documents and understand your rights and obligations thereunder and hereunder. You also acknowledge that you have been provided with such information concerning the Corporation, the Plan, the Prospectus, the Plan Administrator and this Agreement as you and your advisors have requested. You also acknowledge your right to request a copy of any of the foregoing from the Corporation.

17. Binding Effect.

This Agreement shall inure to the benefit of and be binding upon the parties hereto and their respective heirs, legal representatives, successors and assigns.

18. Headings.

The headings and captions contained herein are for convenience only and shall not control or affect the meaning or construction of any provision hereof.

19. Resolution of Disputes.

Any dispute or disagreement which may arise under, or as a result of, or in any way relate to, the interpretation, construction or application of this Agreement shall be determined by the Committee in good faith, whose determination shall be final, binding and conclusive for all purposes.

20. Governing Law.

This Agreement and the rights and obligations of the parties hereto shall be governed by, and construed in accordance with, the laws of the State of Delaware without giving effect to the principles of conflicts of laws thereof.

21. Specific Performance.

The parties hereto acknowledge that there will be no adequate remedy at law for a violation of any of the provisions of this Agreement and that, in addition to any other remedies which may be available; all of the provisions of this Agreement shall be specifically enforceable in accordance with their respective terms.

22. Notice.

All notifications and other communications hereunder shall be in writing and, unless otherwise provided herein, shall be deemed to have been given when received by the party to whom such notice is to be given at its address set forth below, or such other address for the party as shall be specified by notice given pursuant hereto:

(a) If to the Corporation, by regular mail to:

Community Health Systems, Inc.

4000 Meridian Boulevard

Franklin, TN 37067

Attention: General Counsel

(b) If to you or your legal representative, to such person at the address as reflected in the records of the Corporation.

23. Consent to Jurisdiction.

Each party hereby irrevocably and unconditionally consents to submit to the exclusive jurisdiction of the courts of the State of Tennessee and of the United States of America, in each case located in the County of Williamson, for any actions, suits or proceedings arising out of or relating to this Agreement, the Option or the Plan and the transactions contemplated hereby and thereby ("Litigation") (and agrees not to commence any Litigation except in any such court), and further agrees that service of process, summons, notice or document by U.S. registered mail to such party's

respective address set forth in Section 22 hereof shall be effective service of process for any Litigation brought against such party in any such court. Each party hereby irrevocably and unconditionally waives any objection to the laying of venue of any litigation in the courts of the State of Tennessee or of the United States of America, in each case located in the County of Williamson, and hereby further irrevocably and unconditionally waives and agrees not to plead or claim in any such court that any Litigation brought in any such court has been brought in an inconvenient forum.

COMMUNITY HEALTH SYSTEMS, INC.

DIRECTOR RESTRICTED STOCK UNIT AWARD AGREEMENT**Community Health Systems, Inc.**

THIS AGREEMENT between the Grantee and Community Health Systems, Inc., a Delaware corporation (the "Company"), governs an Award of Restricted Stock Units in the amount and on the date specified in the Grantee's award notification (the "Grant Date");

WHEREAS, the Company has adopted the Community Health Systems, Inc. Amended and Restated 2000 Stock Option and Award Plan (the "Plan") to provide additional incentives to certain employees and directors of the Company and its Subsidiaries;

WHEREAS, Section 8.2 of the Plan provides for grants of Restricted Stock Units ("Units") to Eligible Individuals; and

WHEREAS, the Compensation Committee of the Board of Directors has approved this form of Agreement and desires to make the Award as specified herein.

NOW, THEREFORE, the parties hereto agree as follows:

1. Grant of Restricted Stock Units: Purchase Price.

The Company hereby grants to the Grantee an award of Restricted Stock Units (the "Award") in respect of the number of Units set out in an electronic notification by the Company's stock option plan administrator (the "Plan Administrator").

The price to be paid by the Grantee in respect of each Unit shall be Zero Dollars (\$).

This Agreement shall be construed in accordance and consistent with, and subject to, the provisions of the Plan (the provisions of which are hereby incorporated by reference) and, except as otherwise expressly set forth herein, the capitalized terms used in this Agreement shall have the same definitions as set forth in the Plan.

2. Vesting Generally.

Except as provided in Sections 3 and 4 hereof, the Award shall vest in respect of one-third (1/3) of the Units subject to the Award (rounded down to the next whole Unit, if necessary), on each of the first three (3) anniversaries of the Date of Grant.

Upon the vesting of Units pursuant to this Section 2 or pursuant to Section 3 or 4 hereof, the Company or its Plan Administrator shall, without the requirement of any notice or action on the part of Grantee, take such action as may be necessary under applicable law to effect the issuance to the Grantee (or following the Grantee's death, the executors or administrators of the Grantee's estate) of the number of Shares to which such vested Units relate.

The Grantee shall not be deemed to be the holder of, or to have any of the rights of a holder with respect to any Shares until the Company or the Plan Administrator shall have issued the Shares to the Grantee and his name shall have been entered as a shareholder of record (or the Grantee's ownership recorded via his nominee) on the books of the Company. Upon the occurrence of the foregoing events, the Grantee shall have full voting and other ownership rights with respect to such Shares.

3. Effect of Certain Terminations of Service.

If the Grantee's service as a member of the Board of Directors terminates as a result of his or her death, Disability, or for any reason other than for Cause, in each case if such termination occurs on or after the Date of Grant, the Award shall immediately vest in respect of all Units as to which had not previously become vested pursuant to Section 2 or 4 hereof as of the date of such termination.

4. Effect of Change in Control.

In the event that a Change in Control which also constitutes a change in control or effective control of the Company or a change in the ownership of a substantial portion of its assets, in each case within the meaning of Section 409A of the Code and the regulations and interpretive guidance issued thereunder (a "Section 409A Change in Control") occurs at any time on or after the Date of Grant and prior to the Grantee's termination of service as a member of the Board of Directors, the Award shall become vested in respect of all Units as to which it had not previously become vested pursuant to Section 2 hereof as of the date of such Section 409A Change in Control.

5. Forfeiture of Restricted Stock Units.

In addition to the circumstance described in Section 6 hereof, the Award (and any and all Units in respect thereof), to the extent it has not become vested in accordance with Section 2, 3 or 4 hereof, shall be forfeited upon the termination of the Grantee's service as a member of the Board of Directors for any reason other than those set forth in Section 3 hereof prior to such vesting.

6. Acknowledgement and Acceptance of Award Agreement.

The Award shall be subject to the Grantee's acknowledgement and acceptance of this Agreement to the Company or its Plan Administrator (including by electronic means, if so provided) no later than the earlier of (i) 180 days from the Date of Grant and (ii) the date that is immediately prior to the date that the Award vests pursuant to Section 3 or 4 hereof (the "Return Date"); provided that if the Grantee dies before the Return Date, this requirement shall be deemed to be satisfied if the executor or administrator of the Grantee's estate acknowledges and accepts this Agreement through the Company or its Plan Administrator no later than ninety (90) days following the Grantee's death (the "Executor Return Date"). If this Agreement is not so acknowledged and accepted on or prior to the Return Date or the Executor Return Date, as applicable, the Award (and any and all Units in respect thereof) shall be forfeited, and neither the Grantee nor the Grantee's heirs, executors, administrators and successors shall have any rights with respect thereto.

7. No Right to Continued Service.

Nothing in this Agreement or the Plan shall interfere with or limit in any way the right of the Company to terminate the Grantee's service on its Board of Directors, nor confer upon the Grantee any right to continuance of such service as a Board member.

8. Withholding of Taxes.

Prior to the delivery of a stock certificate with respect to the issuance of Shares upon the vesting of any portion of the Award, the Grantee shall pay to the Company or the Company's Plan Administrator, the federal, state and local income taxes and other amounts as may be required by law to be withheld (the "Withholding Taxes") with respect to such Shares, if any. By acknowledging and accepting this Agreement in the manner provided in Section 6 hereof, the Grantee shall be deemed to elect to have the Company or the Company's Plan Administrator, withhold a portion of such Shares having an aggregate Fair Market Value equal to the Withholding Taxes in satisfaction thereof, such election to continue in effect until the Grantee notifies the Company or its Plan Administrator before such delivery that the

Grantee shall satisfy such obligation in cash, in which event the Company shall not withhold a portion of such Shares as otherwise provided in this Section 8.

9. Non-Transferability.

The Award shall not be transferable other than by will or by the laws of descent and distribution or pursuant to a domestic relations order; provided, however, that the Award may be transferred to members of the Grantee's immediate family, to trusts solely for the benefit of such immediate family members and to partnerships in which such family members and/or trusts are the only partners. For this purpose, immediate family means the Grantee's spouse, parents, children, stepchildren and grandchildren and the spouses of such parents, children, stepchildren and grandchildren.

10. The Grantee is Bound by the Plan.

By acknowledging and accepting the Award, the Grantee hereby confirms the availability and his or her review of a copy of the Plan, the Prospectus, and other documents provided to the Grantee in connection with the Award, by the Company or its Plan Administrator, and the Grantee agrees to be bound by all the terms and provisions thereof.

11. Modification of Agreement.

This Agreement may be modified, amended, suspended or terminated, and any terms or conditions may be waived, but only by a written instrument executed by both parties hereto.

12. Severability.

Should any provision of this Agreement be held by a court of competent jurisdiction to be unenforceable or invalid for any reason, the remaining provisions of this Agreement shall not be affected by such holding and shall continue in full force in accordance with their terms.

13. Governing Law.

The validity, interpretation, construction and performance of this Agreement shall be governed by the laws of the State of Tennessee without giving effect to the conflicts of laws principles thereof.

14. Successors in Interest.

This Agreement shall inure to the benefit of and be binding upon any successor to the Company. This Agreement shall inure to the benefit of the Grantee's legal representatives. All obligations imposed upon the Grantee and all rights granted to the Company under this Agreement shall be binding upon the Grantee's heirs, executors, administrators and successors.

15. Resolution of Disputes.

Any dispute or disagreement which may arise under, or as a result of, or in any way relate to, the interpretation, construction or application of this Agreement shall first be referred to the Chief Executive Officer for informal resolution, and if necessary, referred to the Committee for its determination. Any determination made hereunder shall be final, binding and conclusive on the Grantee, his or her heirs, executors, administrators and successors, and the Company and its Subsidiaries for all purposes.

16. Entire Agreement.

This Agreement and the terms and conditions of the Plan constitute the entire understanding between the Grantee and the Company and its Subsidiaries, and supersede all other agreements, whether written or oral, with respect to the Award.

17. Headings.

The headings of this Agreement are inserted for convenience only and do not constitute a part of this Agreement.

18. Deemed Execution.

On the date of the Grantee's electronic acceptance of the terms of the Award, and this Agreement, this Agreement shall be deemed to have been executed and delivered by the Grantee and the Company.

COMMUNITY HEALTH SYSTEMS, INC.

**STATEMENT RE: COMPUTATION OF RATIO OF EARNINGS TO FIXED
CHARGES
(DOLLARS IN THOUSANDS)**

	Year Ended December 31,				
	2005	2006	2007	2008	2009
Earnings					
Income from continuing operations before provision for income taxes and extraordinary item	\$ 308,174	\$ 287,847	\$ 107,291	\$ 359,000	\$ 446,130
Income from equity investees (1)	—	—	(25,132)	(42,063)	(36,521)
Distributed income from equity investees	—	—	19,902	32,897	33,705
Interest and amortization of deferred finance costs	87,185	94,411	362,065	652,468	648,964
Amortization of capitalized interest	494	567	881	1,469	2,024
Implicit rental interest expense	20,564	22,986	38,424	57,792	61,783
Total Earnings	\$ 416,417	\$ 405,811	\$ 503,431	\$ 1,061,563	\$ 1,156,085
Fixed Charges					
Interest and amortization of deferred finance costs	\$ 87,185	\$ 94,411	\$ 362,065	\$ 652,468	\$ 648,964
Capitalized interest	2,144	2,955	19,009	22,147	16,695
Implicit rental interest expense	20,564	22,986	38,424	57,792	61,783
Total fixed charges	\$ 109,893	\$ 120,352	\$ 419,498	\$ 732,407	\$ 727,442
Ratio of earnings to fixed charges	3.79x	3.37x	1.20x	1.45x	1.59x

(1) The Company recognized an immaterial amount of income from equity investees prior to 2007.

Community Health Systems, Inc.

SUBSIDIARY LISTING

(*) Majority position held in an entity with physicians, non-profit entities or both

(#) Minority position held in a non-consolidating entity

5300 Grand Limited Partnership
 A Woman's Place, LLC
 Abilene Hospital, LLC
 Abilene Merger, LLC
 Affinity Health Systems, LLC*
 Affinity Hospital, LLC* d/b/a Trinity Medical Center
 Affinity Orthopedic Services, LLC
 Affinity Physician Services, LLC
 Aiken Home Care Services, LLC
 Alaska Physician Services, LLC
 Alice Hospital, LLC
 Alice Surgeons, LLC
 Ambulance Services of Dyersburg, Inc.
 Ambulance Services of Forrest City, LLC
 Ambulance Services of Lexington, Inc.
 Ambulance Services of McKenzie, Inc.
 Ambulance Services of McNairy, Inc.
 Ambulance Services of Tooele, LLC
 American Health Facilities Development, LLC
 Anesthesiology Group of Hattiesburg, LLC
 Angelo Community Healthcare Services, Inc.
 Anna Clinic Corp.
 Anna Home Care Services, LLC
 Anna Hospital Corporation d/b/a Union County Hospital
 APS Medical, LLC
 Arizona ASC Management, Inc.
 Arizona DH, LLC
 Arizona Medco, LLC
 Arkansas Healthcare System Limited Partnership#
 ARMC, LP d/b/a Abilene Regional Medical Center
 Arusha LLC*
 Augusta Health System, LLC*
 Augusta Home Care Services, LLC
 Augusta Hospital, LLC* d/b/a Trinity Hospital of Augusta
 Augusta Physician Services, LLC
 Barberton Health System, LLC
 Barberton Physician Services, LLC
 Barstow Healthcare Management, Inc.
 Beauco, LLC

Beaumont Medical Center, L.P.
Beaumont Regional, LLC
Berwick Clinic Company, LLC
Berwick Clinic Corp.
Berwick Home Care Services, LLC
Berwick Home Health Private Care, Inc.
Berwick Hospital Company, LLC
Berwick Medical Professionals, P.C.
BH Trans Company, LLC
Big Bend Home Care Services, LLC
Big Bend Hospital Corporation
Big Spring Hospital Corporation
Birmingham Holdings, LLC
Birmingham Holdings II, LLC
Blue Ridge Georgia Hospital Company, LLC*
Bluffton Health System, LLC
Bluffton Physician Services, LLC
Brandywine Hospital Malpractice Assistance Fund, Inc.
Brazos Valley of Texas, L.P.
Brazos Valley Surgical Center, LLC
Broken Arrow Medical Group, LLC
Brownsville Clinic Corp.
Brownsville Hospital Corporation
Brownwood Hospital, L.P.
Brownwood Medical Center, LLC
Bullhead City Clinic Corp.
Bullhead City Hospital Corporation*
Bullhead City Hospital Investment Corporation*
Bullhead City Imaging Corporation
Byrd Medical Clinic, Inc.
Carlsbad Medical Center, LLC
Carolina Surgery Center, LLC*
Carolinas Medical Alliance, Inc.
Carolinas OB/GYN Medical Group, LLC
Cedar Park Health System, L.P.*
Center for Adult Healthcare, LLC
Central Alabama Physician Services, Inc.
Centre Clinic Corp.
Centre Home Care Corporation
Centre Hospital Corporation
Centre RHC Corp.
Chesterfield Clinic Corp.
Chesterfield/Marlboro, L.P.
Chestnut Hill Clinic Company, LLC*

d/b/a Berwick Hospital Center

d/b/a Big Bend Regional Medical Center
d/b/a Scenic Mountain Medical Center

d/b/a Fannin Regional Hospital
d/b/a Bluffton Regional Medical Center

d/b/a Haywood Park Community Hospital
d/b/a Brownwood Regional Medical Center

d/b/a Western Arizona Regional Medical Center

d/b/a Carlsbad Medical Center

d/b/a Cedar Park Regional Medical Center

d/b/a Cherokee Medical Center

d/b/a Marlboro Park Hospital; Chesterfield General Hospital

Chestnut Hill Health System, LLC*
CHHS ALF Company, LLC*
CHHS Development Company, LLC*
CHHS Holdings, LLC
CHHS Hospital Company, LLC* d/b/a Chestnut Hill Hospital
CHHS Rehab Company, LLC*
Children's Mobile Team#
CHS Kentucky Holdings, LLC
CHS Pennsylvania Holdings, LLC
CHS Realty Holdings I, Inc.
CHS Realty Holdings II, Inc.
CHS Realty Holdings Joint Venture
CHS Utah Holdings, LLC
CHS Virginia Holdings, LLC
CHS Washington Holdings, LLC
CHS/Community Health Systems, Inc.
CHSPSC Leasing, Inc.
Claremore Anesthesia, LLC
Claremore Diagnostic Center, LLC
Claremore Internal Medicine, LLC
Claremore Physicians, LLC
Claremore Regional Hospital, LLC d/b/a Claremore Regional Hospital
Clarksville Health System, G.P.* d/b/a Gateway Health System
Clarksville Holdings, LLC
Clarksville Home Care Services, LLC*
Clarksville Imaging Center, LLC#
Clarksville Physician Services, G.P.*
Cleveland Clinic Corp.
Cleveland Home Care Services, LLC
Cleveland Hospital Corporation
Cleveland Medical Clinic, Inc.
Cleveland PHO, Inc.
Cleveland Regional Medical Center, L.P. d/b/a Cleveland Regional Medical Center
Cleveland Tennessee Hospital Company, LLC d/b/a SkyRidge Medical Center
Clinton County Health System, LLC
Clinton Hospital Corporation d/b/a Lock Haven Hospital
Coatesville Clinic Company, LLC
Coatesville Hospital Corporation d/b/a Brandywine Hospital
C-OK, LLC
College Station Hospital, L.P. d/b/a College Station Medical Center
College Station Medical Center, LLC
College Station Merger, LLC
College Station RHC Company, LLC
Colonial Heights Imaging, LLC
Community GP Corp.

Community Health Care Partners, Inc.
Community Health Investment Company, LLC
Community Health Network, Inc.
Community Health Physicians Operations Holding Company, LLC
Community Health Systems Foundation
Community Health Systems Professional Services Corporation
Community Health Systems, Inc.
Community Health United Home Care, LLC
Community Information Network, Inc.#
Community Insurance Group SPC, LTD.
Community LP Corp.
Community Residential Unit#
Consolidated Hospital Laundry Services, Inc.#
Conygham Care Center#
Coronado Hospital, LLC
Coronado Medical, LLC
Cottage Home Options, L.L.C.
Cottage Rehabilitation and Sports Medicine, L.L.C.#
Coventry Clinic Company, LLC
CP Hospital GP, LLC
CPLP, LLC
Crestview Hospital Corporation* d/b/a North Okaloosa Medical Center
Crestview Professional Condominiums Association, Inc.*
Crestview Surgery Center, L.P.
Crestwood Healthcare, L.P.* d/b/a Crestwood Medical Center
Crestwood Hospital LP, LLC
Crestwood Hospital, LLC
Crestwood Surgery Center, LLC*
Crossroads Community Hospital Malpractice Assistance Fund, Inc.
Crossroads Healthcare Management, LLC#
Crossroads Home Care Services, LLC
Crossroads Physician Corp.
CSMC, LLC
CSRA Holdings, LLC
Dallas Phy Service, LLC
Dallas Physician Practice, L.P.
Day Surgery, Inc.
Deaconess Clinical Associates, Inc.
Deaconess Health System, LLC* d/b/a Deaconess Hospital (OK)
Deaconess Holdings, LLC
Deaconess Hospital Holdings, LLC
Deaconess Metropolitan Physicians, LLC
Deaconess Physician Services, LLC
Deaconess Portland MOB Limited Partnership#
Deming Clinic Corporation

Deming Home Care Services, LLC	
Deming Hospital Corporation	d/b/a Mimbres Memorial Hospital
Desert Hospital Holdings, LLC	
Detar Hospital, LLC	
DFW Physerv, LLC	
DH Cardiology, LLC	
DHFW Holdings, LLC	
DHSC, LLC	d/b/a Affinity Medical Center — Massillon
Diagnostic Imaging Management of Brandywine Valley, LLC	
Doctors Hospital Physician Services, LLC	
Doctors of Laredo, LLC	
Douglas Medical Center, LLC	
Dukes Health System, LLC	d/b/a Dukes Memorial Hospital
Dukes Physician Services, LLC	
Dupont Hospital, LLC*	d/b/a Dupont Hospital
Dyersburg Clinic Corp.	
Dyersburg Home Care Services, LLC	
Dyersburg Hospital Corporation	d/b/a Dyersburg Regional Medical Center
E.D. Clinics, LLC	
East Tennessee Clinic Corp.	
East Tennessee Health Systems, Inc.	
Easton Hospital Malpractice Assistance Fund, Inc.	
Edge Medical Clinic, Inc.	
Edwardsville Ambulatory Surgery Center, L.L.C.	
El Dorado Home Care Services, LLC	
El Dorado Surgery Center, L.P.*	
EL MED, LLC	
Eligibility Screening Services, LLC	
Empire Health Services	
Emporia Clinic Corp.	
Emporia Home Care Services, LLC	
Emporia Hospital Corporation	d/b/a Southern Virginia Regional Medical Center
Enterprise Clinic, LLC	
Eufaula Clinic Corp.	
Eufaula Hospital Corporation	
Evanston Clinic Corp.	
Evanston Hospital Corporation	d/b/a Evanston Regional Hospital
Fallbrook Home Care Services, LLC	
Fallbrook Hospital Corporation	d/b/a Fallbrook Hospital
Family Home Care, Inc.	
Fannin Regional Orthopaedic Center, Inc.	
Firstcare, Inc.#	
First Choice Health Network, Inc.#	
Florence ASC Management, LLC	
Florence Home Care Services, LLC	

Flowers Real Estate Holdings, LLC	
Foley Clinic Corp.	
Foley Home Health Corporation	
Foley Hospital Corporation	d/b/a South Baldwin Regional Medical Center
Forrest City Arkansas Hospital Company, LLC	d/b/a Forrest City Medical Center
Forrest City Clinic Company, LLC	
Forrest City Hospital Corporation	
Fort Payne Clinic Corp.	
Fort Payne Home Care Corporation	
Fort Payne Hospital Corporation	d/b/a DeKalb Regional Medical Center
Fort Payne RHC Corp.	
Frankfort Health Partner, Inc.	
Franklin Clinic Corp.	
Franklin Home Care Services, LLC	
Franklin Hospital Corporation	d/b/a Southampton Memorial Hospital
Fulton Home Care Services, LLC	
Gadsden Home Care Services, LLC	
Gadsden Regional Medical Center, LLC	d/b/a Gadsden Regional Medical Center
Gadsden Regional Physician Group Practice, LLC	
Gadsden Regional Primary Care, LLC	
Galesburg Home Care Corporation	
Galesburg Hospital Corporation	d/b/a Galesburg Cottage Hospital
Galesburg In-Home Assistance, Inc.	
Galesburg Professional Services, LLC	
Gateway Malpractice Assistance Fund, Inc.	
Gateway Medical Services, Inc.	
GCMC, LLC	
GH Texas, LLC	
Granbury Hospital Corporation	d/b/a Lake Granbury Medical Center
Granbury Texas Hospital Investment Corporation	
Granite City ASC Investment Company, LLC	
Granite City Clinic Corp.	
Granite City Home Care Services, LLC	
Granite City Hospital Corporation	
Granite City Illinois Hospital Company, LLC	d/b/a Gateway Regional Medical Center
Granite City Orthopedic Physicians Company, LLC	
Granite City Physicians Corp.	
GRB Real Estate, LLC	
Great Plains Medical Foundation	
Greenbrier Valley Anesthesia, LLC	
Greenbrier Valley Emergency Physicians, LLC	
Greenbrier VMC, LLC*	d/b/a Greenbrier Valley Medical Center
Greenville Clinic Corp.	
Greenville Hospital Corporation	d/b/a L. V. Stabler Memorial Hospital
GRMC Holdings, LLC	

Gulf Coast Hospital, L.P.
Gulf Coast Medical Center, LLC
Hallmark Healthcare Company, LLC
Harris Managed Services, Inc.
Harris Medical Clinics, Inc.
Hattiesburg ASC-GP, LLC
Hattiesburg Home Care Services, LLC
Haven Clinton Medical Associates, LLC
HDP Woodland Heights, L.P.
HDP Woodland Property, LLC
HDPWH, LLC
Healthcare Group, LLC#
Healthcare of Forsyth County, Inc.
HealthTrust Purchasing Group, L.P.#
Healthwest Holdings, Inc.
Heartland Malpractice Assistance Fund, Inc.
Heartland Regional Health System, LLC
Heartland Rural Healthcare, LLC
Heck, Mourning, Smith & Barnes Partnership#
Hefner Pointe Medical Associates, LLC#
HEH Corporation
Helena Home Care Services, LLC
Hidden Valley Medical Center, Inc.
Highland Health Systems, Inc.
Hill Regional Clinic Corp.
Hill Regional Medical Group
Hobbs Medco, LLC
Hobbs Physician Practice, LLC
Hood Medical Group
Hood Medical Services, Inc.
Hospital of Barstow, Inc. d/b/a Barstow Community Hospital
Hospital of Fulton, Inc. d/b/a Parkway Regional Hospital
Hospital of Louisa, Inc. d/b/a Three Rivers Medical Center
Hospital of Morristown, Inc. d/b/a Lakeway Regional Hospital
Hot Springs Outpatient Surgery Center, G.P.
HTI Tucson Rehabilitation, Inc.
Humble Texas Home Care Corporation
Huntington Associates
INACTCO, Inc.
In-Home Assistance, L.L.C.
In-Home Medical Equipment Supplies and Services, Inc.
Inland Empire Hospital Services Association#
Inland Northwest Genetics Clinic#
Inland Northwest Health Services#
Innovative Recoveries, LLC

IOM Health System, L.P.	d/b/a Lutheran Hospital of Indiana
Jackson Home Care Services, LLC	
Jackson Hospital Corporation	d/b/a Kentucky River Medical Center
Jackson Hospital Corporation	
Jackson Physician Corp.	
Jackson, Tennessee Hospital Company, LLC	d/b/a Regional Hospital of Jackson
Jennersville Family Medicine, LLC	
Jennersville Regional Hospital Malpractice Assistance Fund, Inc.	
Jonesboro Real Property, LLC	
Jourdanton Home Care Services, LLC	
Jourdanton Hospital Corporation	d/b/a South Texas Regional Medical Center
Kay County Clinic Company, LLC	
Kay County Hospital Corporation	
Kay County Oklahoma Hospital Company, LLC	d/b/a Ponca City Medical Center
Kentucky River HBP, LLC	
Kentucky River Physician Corporation	
King's Daughters Malpractice Assistance Fund, Inc.	
Kirksville Academic Medicine, LLC	
Kirksville Clinic Corp.	
Kirksville Home Care Services, LLC	
Kirksville Hospital Company, LLC	
Kirksville Missouri Hospital Company, LLC*	d/b/a Northeast Regional Medical Center
Kirksville Physical Therapy Services, LLC	
Knox Clinic Corp.	
Kosciusko Medical Group, LLC	
Lake Area Physician Services, LLC	
Lake Area Surgicare, A Partnership in Commendam*	
Lake Wales Clinic Corp.	
Lake Wales Hospital Corporation*	d/b/a Lake Wales Medical Center
Lake Wales Hospital Investment Corporation*	
Lakeway Hospital Corporation	
Lancaster Clinic Corp.	
Lancaster Home Care Services, LLC	
Lancaster Hospital Corporation	d/b/a Springs Memorial Hospital
Lancaster Imaging Center, LLC*	
Laredo Hospital, L.P.	
Laredo Texas Hospital Company, L.P.*	d/b/a Laredo Medical Center
Las Cruces ASC-GP, LLC	
Las Cruces Medical Center, LLC	d/b/a Mountain View Regional Medical Center
Las Cruces Physician Services, LLC	
Las Cruces Surgery Center, L.P.*	
Lea Regional Hospital, LLC	d/b/a Lea Regional Medical Center
Lcesville Surgery Center, LLC*	
Lexington Clinic Corp.	
Lexington Family Physicians, LLC	

Lexington Home Care Services, LLC	
Lexington Hospital Corporation	d/b/a Henderson County Community Hospital
Lindenhurst Illinois Hospital Company, LLC	
Lithotripsy Providers of Alabama, LLC#	
Lock Haven Clinic Company, LLC	
Lock Haven Home Care Services, LLC	
Lock Haven Medical Professionals, P.C.	
Logan Hospital Corporation	
Logan, West Virginia Hospital Company, LLC	
Longview Medical Center, L.P.*	d/b/a Longview Regional Medical Center
Longview Merger, LLC	
Louisa Home Care Services, LLC	
LRH, LLC	
LS Psychiatric, LLC	
Lutheran Health Network CBO, LLC	
Lutheran Health Network Investors, LLC*	
Lutheran Health Network of Indiana, LLC	
Lutheran Heart Alliance, LLC#	
Lutheran Medical Group, LLC	
Lutheran Medical Office Park Property Owners Association, Inc.#	
Lutheran Medical Office Park Phase II Property Owners Association, Inc. #	
Lutheran Musculoskeletal Center, LLC*	
Lutheran/TRMA Network, LLC#	
Macon Healthcare, LLC#	
Madison Clinic Corp.	
Madison Hospital, LLC	
Marion Hospital Corporation	d/b/a Heartland Regional Medical Center
Marlboro Clinic Corp.	
Martin Clinic Corp.	
Martin Hospital Corporation	d/b/a Volunteer Community Hospital
Mary Black Health System LLC*	d/b/a Mary Black Memorial Hospital
Mary Black Medical Office Building Limited Partnership	
Mary Black MOB II, L.P.	
Mary Black Physician Services, LLC	
Mary Black Physicians Group, LLC	
Massillon Community Health System, LLC	
Massillon Health System, LLC	
Massillon Holdings, LLC	
Mat-Su Regional ASC GP, LLC	
Mat-Su Regional Surgery Center, L.P.	
Mat-Su Valley II, LLC*	
Mat-Su Valley III, LLC*	
Mat-Su Valley Medical Center, LLC*	d/b/a Mat-Su Regional Medical Center
MCI Panhandle Surgical, L.P.	

McKenzie Clinic Corp.	
McKenzie Physician Services, LLC	
McKenzie Tennessee Hospital Company, LLC	d/b/a McKenzie Regional Hospital
McKenzie-Willamette Regional Medical Center Associates, LLC*	d/b/a McKenzie-Willamette Medical Center
McNairy Clinic Corp.	
McNairy Hospital Corporation	d/b/a McNairy Regional Hospital
MCSA, L.L.C.	
Med-100 Transitional Limited Partnership#	
Medical Center at Terrell, LLC	
Medical Center of Brownwood, LLC	
Medical Center of Sherman, LLC	
Medical Diagnostic Center Associates, LP#	
Medical Holdings, Inc.	
MEDSTAT, LLC	
Memorial Hospital of Salem Malpractice Assistance Fund, Inc.	
Memorial Hospital, LLC	
Memorial Management, Inc.	
Merger Legacy Holdings, LLC	
Mesa View Physical Rehabilitation, LLC#	
Mesa View PT, LLC	
Mesquite Clinic Management Company, LLC	
MHS Ambulatory Surgery Center, Inc.	
Mid-America Health Partners, Inc.#	
Mid-Plains, LLC	
Minot Health Services, Inc.	
Mission Bay Memorial Hospital, LLC	
MMC of Nevada, LLC	d/b/a Mesa View Regional Hospital
Moberly HBP Medical Group, LLC	
Moberly Hospital Company, LLC	d/b/a Moberly Regional Medical Center
Moberly Medical Clinics, Inc.	
Moberly Physicians Corp.	
Mohave Imaging Center, LLC	
Morristown Clinic Corp.	
Morristown Professional Centers, Inc.	
Morristown Surgery Center, LLC	
MWMC Holdings, LLC	
National Healthcare of England Arkansas, Inc.	
National Healthcare of Holmes County, Inc.	
National Healthcare of Leesville, Inc.	d/b/a Byrd Regional Hospital
National Healthcare of Mt. Vernon, Inc.	d/b/a Crossroads Community Hospital
National Healthcare of Newport, Inc.	d/b/a Harris Hospital
Navarro Hospital, L.P.	d/b/a Navarro Regional Hospital
Navarro Regional, LLC	
NC-CSH, Inc.	
NC-DSH, LLC	

NeuroSpine-Pain Surgery Center, LLC#
Newport Home Care Services, LLC
NHCI of Hillsboro, Inc. d/b/a Hill Regional Hospital
North Okaloosa Clinic Corp.
North Okaloosa Home Health Corp.
North Okaloosa Medical Corp.*
North Okaloosa Surgery Venture Corp.
Northampton Clinic Company, LLC
Northampton Home Care, LLC
Northampton Hospital Company, LLC d/b/a Easton Hospital
Northampton Physician Services Corp.
Northampton Urgent Care, LLC
Northeast Medical Center, L.P.
Northern Indiana Oncology Center of Porter Memorial Hospital,
LLC*
Northwest Allied Physicians, LLC
Northwest Arkansas Employces, LLC
Northwest Arkansas Hospitals, LLC* d/b/a Northwest Medical Center — Bentonville; Northwest Medical
Center — Springdale; Willow Creek Women's Hospital
Northwest Benton County Physician Services, LLC
Northwest Hospital, LLC d/b/a Northwest Medical Center
Northwest Indiana Health System, LLC*
Northwest Marana Hospital, LLC
Northwest Medical Center CT/MRI at Marana, LLC#
Northwest Physicians, LLC
Northwest Rancho Vistoso Imaging Services, LLC
Northwest Tucson ASC-GP, LLC
Northwest Tucson Surgery Center, L.P.*
NOV Holdings, LLC
NRH, LLC
Oak Hill Clinic Corp.
Oak Hill Hospital Corporation d/b/a Plateau Medical Center
Ohio Sleep Disorders Centers, LLC#
Oklahoma City ASC-GP, LLC
Oklahoma City Home Care Services, LLC
Oklahoma City Surgery Center, L.P.
Olive Branch Clinic Corp.
Olive Branch Hospital, Inc.
Palm Drive Medical Center, LLC
Palmer-Wasilla Health System, LLC
Palmetto Women's Care, LLC
Pampa Hospital, L.P.
Pampa Medical Center, LLC
Palm Drive Medical Center, LLC

Palmer-Wasilla Health System, LLC	
Palmetto Women's Care, LLC	
Pampa Hospital, L.P.	
Pampa Medical Center, LLC	
Panhandle Medical Center, LLC	
Panhandle Property, LLC	
Panhandle Surgical Hospital, L.P.	
Panhandle, LLC	
Parkway Regional Medical Clinic, Inc.	
Payson Healthcare Management, Inc.	
Payson Home Care Services, LLC	
Payson Hospital Corporation	d/b/a Payson Regional Medical Center
PDMC, LLC	
Pecos Valley of New Mexico, LLC	
Pccrless Healthcare, LLC	
Pennsylvania Hospital Company, LLC	
Pennsylvania Medical Professionals, P.C.	
Petersburg Clinic Company, LLC	
Petersburg Home Care Services, LLC	
Petersburg Hospital Company, LLC*	d/b/a Southside Regional Medical Center
Phillips & Coker OB-GYN, LLC	
Phillips Clinic Corp.	
Phillips Hospital Corporation	d/b/a Helena Regional Medical Center
Phoenix Surgical, LLC	
Phoenixville Clinic Company, LLC	
Phoenixville Hospital Company, LLC	d/b/a Phoenixville Hospital
Phoenixville Hospital Malpractice Assistance Fund, Inc.	
Physician Practice Support, Inc.	
Physicians and Surgeons Hospital of Alice, L.P.	
Physicians' Surgery Center of Florence, LLC	
Pincy Woods Healthcare System, L.P.*	d/b/a Woodland Heights Medical Center
Plymouth Hospital Corporation	
Polk Medical Services, Inc.	
Ponca City Home Care Services, Inc.	
Porter County Endoscopy Center, LLC#	
Porter Health Services, LLC	
Porter Hospital, LLC*	d/b/a Porter Hospital
Porter Physician Services, LLC	
Pottstown Clinic Company, LLC	
Pottstown Home Care Services, LLC	
Pottstown Hospital Company, LLC	d/b/a Pottstown Memorial Medical Center
Pottstown Hospital Corporation	
Pottstown Imaging Company, LLC	
Pottstown Memorial Malpractice Assistance Fund, Inc.	
PremierCare of Arkansas, LLC#	

PremierCare of Northwest Arkansas, LLC*
Premier Care Super PHO, LLC
Procure Solutions, LLC
Professional Account Services Inc.
QHG Georgia Holdings, Inc.
QHG Georgia Holdings II, LLC
QHG Georgia, L.P.
QHG of Barberton, Inc.
QHG of Bluffton Company, LLC
QHG of Clinton County, Inc.
QHG of Enterprise, Inc. d/b/a Medical Center Enterprise
QHG of Forrest County, Inc.
QHG of Fort Wayne Company, LLC
QHG of Hattiesburg, Inc.
QHG of Kenmarc, Inc.
QHG of Lake City, Inc.
QHG of Massillon, Inc.
QHG of Minot, Inc.
QHG of Ohio, Inc.
QHG of South Carolina, Inc. d/b/a Carolinas Hospital System
QHG of Spartanburg, Inc.
QHG of Springdale, Inc.
QHG of Texas, Inc.
QHG of Warsaw Company, LLC
QHR Intensive Resources, LLC
QHR International, LLC
Quorum ELF, Inc.
Quorum Health Resources, LLC
Quorum Health Resources Equity Management Solutions, LLC
Quorum Health Services, Inc.
Red Bud Clinic Corp.
Red Bud Home Care Services, LLC
Red Bud Hospital Corporation
Red Bud Illinois Hospital Company, LLC d/b/a Red Bud Regional Hospital
Red Bud Physician Group, LLC
Regional Cancer Treatment Center, Ltd.#
Regional Employee Assistance Program
Regional Hospital of Longview, LLC
Rehab Hospital of Fort Wayne General Partnership
River Region Medical Corporation
River to River Heart Group, LLC
Riverside MSO, LLC#
Rockwood Clinic, P.S.*
Rockwood Clinic Real Estate Holdings, LLC
Ronceverte Physieian Group, LLC

Roswell Clinic Corp.	
Roswell Community Hospital Investment Corporation	
Roswell Hospital Corporation	d/b/a Eastern New Mexico Medical Center
Russell County Clinic Corp.	
Russell County Medical Center, Inc.	
Ruston Clinic Company, LLC	
Ruston Hospital Corporation	
Ruston Louisiana Hospital Company, LLC	d/b/a Northern Louisiana Medical Center
SACMC, LLC	
Salem Clinic Corp.	
Salem Home Care Services, LLC	
Salem Hospital Corporation	d/b/a The Memorial Hospital of Salem County
Salem Medical Professionals, P.C.	
Samaritan Surgicenters of Arizona II, LLC	
San Angelo Ambulatory Surgery Center, Ltd.#	
San Angelo Community Medical Center, LLC	
San Angelo Hospital, L.P.#	d/b/a San Angelo Community Medical Center
San Angelo Medical, LLC	
San Diego Hospital, L.P.	
San Leandro, LLC	
San Leandro Hospital, L.P.	
San Leandro Medical Center, LLC	
San Leandro Surgery Center, Ltd.#	
San Miguel Clinic Corp.	
San Miguel Hospital Corporation	d/b/a Alta Vista Regional Hospital
Scenic Managed Services, Inc.	
Schuylkill Internal Medicine Associates, LLC	
SDH, LLC	
Sebastopol, LLC	
Senior Circle Association	
Shelby Alabama Real Estate, LLC	
Shelbyville Clinic Corp.	
Shelbyville Home Care Services, LLC	
Shelbyville Hospital Corporation	d/b/a Heritage Medical Center
Sherman Hospital, L.P.	
Sherman Medical Center, LLC	
Siloam Springs Arkansas Hospital Company, LLC	d/b/a Siloam Springs Memorial Hospital
Siloam Springs Clinic Company, LLC	
Siloam Springs Holdings, LLC	
Silsbee Doctors Hospital, L.P.	
Silsbee Medical Center, LLC	
Silsbee Texas, LLC	
Silver Creek MRI, LLC*	
SJ Home Care, LLC	
SkyRidge Clinical Associates, LLC	

SLH, LLC
SMMC Medical Group
Software Sales Corp.
South Alabama Managed Care Contracting, Inc.
South Alabama Medical Management Services, Inc.
South Alabama Physician Services, Inc.
South Arkansas Clinic, LLC
South Arkansas Physician Services, LLC
South Tulsa Medical Group, LLC
SouthCrest Anesthesia Group, LLC
SouthCrest Medical Group, LLC
SouthCrest Surgery Center, L.P.*
SouthCrest, L.L.C. d/b/a SouthCrest Hospital
Southeast Alabama Maternity Center, LLC#
Southern Chester County Medical Building I#
Southern Chester County Medical Building II#
Southern Illinois Medical Care Associates, LLC
Southern Texas Medical Center, LLC
Southside Physician Network, LLC
Spheris Holding III, Inc.#
Spokane Valley Washington Hospital Company, LLC d/b/a Valley Hospital and Medical Center
Spokane Washington Hospital Company, LLC d/b/a Deaconess Medical Center
Springdale Home Care Services, LLC
Springfield Oregon Holdings, LLC
Sprocket Medical Management, LLC
St. Joseph Health System, LLC d/b/a St. Joseph Health System
St. Joseph Medical Group, Inc.
StrokeCareNow, LLC#
Summerlin Hospital Medical Center, LLC#
Summit Surgical Suites, LLC#
Sunbury Clinic Company, LLC
Sunbury Hospital Company, LLC* d/b/a Sunbury Community Hospital
Surgical Center of Amarillo, LLC
Surgical Center of Carlsbad, LLC
Surgicare of Independence, Inc.
Surgicare of San Leandro, Inc.
Surgicare of Sherman, Inc.
Surgicare of Victoria, Inc.
Surgicare of Victoria, Ltd.
Surgicare Outpatient Center of Lake Charles, Inc.
Surgicenter of Johnson County, Inc.
Surgicenters of America, Inc.
Tennyson Holdings, LLC
Terrell Hospital, L.P.
Terrell Medical Center, LLC

The Surgery Center of Salem County, L.L.C.*
The Vicksburg Clinic, LLC
Three Rivers Medical Clinics, Inc.
Timberland Medical Group
Tooele Clinic Corp.
Tooele Home Care Services, LLC
Tooele Hospital Corporation d/b/a Mountain West Medical Center
Triad Corporate Services, Limited Partnership
Triad CSGP, LLC
Triad CSLP, LLC
Triad Healthcare Corporation
Triad Healthcare System of Phoenix, L.P.
Triad Holdings III, LLC
Triad Holdings IV, LLC
Triad Holdings V, LLC
Triad Holdings VI, Inc.
Triad Indiana Holdings, LLC
Triad Nevada Holdings, LLC
Triad of Alabama, LLC d/b/a Flowers Hospital
Triad of Arizona (L.P.), Inc.
Triad of Oregon, LLC
Triad of Phoenix, Inc.
Triad RC, Inc.
Triad Texas, LLC
Triad-Arizona I, Inc.
Triad-ARMC, LLC
Triad-Denton Hospital GP, LLC
Triad-Denton Hospital, L.P.
Triad-El Dorado, Inc.
Triad-Medical Center at Terrell Subsidiary, LLC
Triad-Navarro Regional Hospital Subsidiary, LLC
Triad-South Tulsa Hospital Company, Inc.
Triad-Willow Creek, LLC
Tri-Irish, Inc.
Tri-World, LLC
TROSCO, LLC
Troy Hospital Corporation
Tuscora Park Medical Specialists, LLC
Valley Advanced Imaging, LLC#
Valley Advanced MRI, LLC#
Valley Health System, LLC#
Vanderbilt-Gateway Cancer Center, G.P.#
VHC Holdings, LLC
VHC Medical, LLC
Vicksburg Healthcare, LLC d/b/a River Region Medical Center

Vicksburg Surgical Center, LLC
Victoria Hospital, LLC
Victoria of Texas, L.P. d/b/a DeTar Hospital Navarro; DeTar Hospital North
Victoria Texas Home Care Services, LLC
Village Medical Center Associates, LLC
Virginia Hospital Company, LLC
WA-SPOK DH CRNA, LLC
WA-SPOK DH Urgent Care, LLC
WA-SPOK Kidney Care, LLC
WA-SPOK Medical Care, LLC
WA-SPOK Primary Care, LLC
WA-SPOK Pulmonary & Critical Care, LLC
WA-SPOK VH CRNA, LLC
WA-SPOK VH Urgent Care, LLC
WAMC, LLC
Warsaw Health System, LLC* d/b/a Kosciusko Community Hospital
Washington Clinic Corp.
Washington Hospital Corporation
Washington Physician Corp.
Watsonville Hospital Corporation d/b/a Watsonville Community Hospital
Waukegan Clinic Corp.
Waukegan Hospice Corp.
Waukegan Hospital Corporation
Waukegan Illinois Hospital Company, LLC d/b/a Vista Medical Center East; Vista Medical Center West
Weatherford Home Care Services, LLC
Weatherford Hospital Corporation
Weatherford Texas Hospital Company, LLC d/b/a Weatherford Regional Medical Center
Webb County Texas Home Care Services, LLC
Webb Hospital Corporation
Webb Hospital Holdings, LLC
Wesley Health System, LLC d/b/a Wesley Medical Center
Wesley HealthTrust, Inc.
Wesley Physician Services, LLC
West Anaheim Hospital, L.P.
West Anaheim Medical Center, LLC
West Anaheim, LLC
West Grove Clinic Company, LLC
West Grove Family Practice, LLC
West Grove Home Care, LLC
West Grove Hospital Company, LLC d/b/a Jennersville Regional Hospital
West Virginia MS, LLC
Western Arizona Regional Home Health and Hospice, Inc.
Western Illinois Kidney Center, L.L.C.#
Wharton Medco, LLC

WHMC, LLC

Wichita Falls Texas Home Care Corporation

Wichita Falls Texas Private Duty Corporation

Wilkes-Barre Academic Medicine, LLC

Wilkes-Barre ASC, L.P.*

Wilkes-Barre ACC Management, L.L.C.*

Wilkes-Barre Behavioral Hospital Company, LLC

Wilkes-Barre Behavioral Ventures, LLC

Wilkes-Barre Holdings, LLC

Wilkes-Barre Home Care Services, LLC

Wilkes-Barre Hospital Company, LLC

Wilkes-Barre Personal Care Services, LLC

Wilkes-Barre Skilled Nursing Services, LLC

Willamette Community Medical Group, LLC

Williamston Clinic Corp.

Williamston Hospital Corporation

Women & Children's Hospital, LLC

Women's Health Care Associates of Phoenixville, LLC

Woodland Heights Medical Center, LLC

Woodward Clinic Company, LLC

Woodward Health System, LLC

Woodward Home Care Services, LLC

d/b/a Wilkes-Barre General Hospital

d/b/a Martin General Hospital

d/b/a Women & Children's Hospital

d/b/a Woodward Hospital

CONSENT OF INDEPENDENT REGISTERED PUBLIC ACCOUNTING FIRM

We consent to the incorporation by reference in Registration Statement No. 333-156405 on Form S-3 and Registration Statement Nos. 333-100349, 333-61614, 333-44870, 333-107810, 333-121282, 333-121283, 333-144525, 333-163688, 333-163689, 333-163690 and 333-163691 on Form S-8 of our reports dated February 25, 2010 (which reports express an unqualified opinion and include explanatory paragraphs related to the adoption of accounting standards), relating to the consolidated financial statements and financial statement schedule of Community Health Systems, Inc. and subsidiaries, and the effectiveness of Community Health Systems, Inc. and subsidiaries' internal control over financial reporting, appearing in this Annual Report on Form 10-K of Community Health Systems, Inc. and subsidiaries for the year ended December 31, 2009.

/s/ Deloitte & Touche LLP

Nashville, Tennessee

February 25, 2010

I, Wayne T. Smith, certify that:

1. I have reviewed this annual report on Form 10-K of Community Health Systems, Inc.;

2. Based on my knowledge, this report does not contain any untrue statement of a material fact or omit to state a material fact necessary to make the statements made, in light of the circumstances under which such statements were made, not misleading with respect to the period covered by this report;

3. Based on my knowledge, the financial statements, and other financial information included in this report, fairly present in all material respects the financial condition, results of operations and cash flows of the registrant as of, and for, the periods presented in this report;

4. The registrant's other certifying officer and I are responsible for establishing and maintaining disclosure controls and procedures (as defined in Exchange Act Rules 13a-15(e) and 15d-15(e)) and internal control over financial reporting (as defined in Exchange Act Rules 13a-15(f) and 15d-15(f)) for the registrant and we have:

a) designed such disclosure controls and procedures, or caused such disclosure controls and procedures to be designed under our supervision, to ensure that material information relating to the registrant, including its consolidated subsidiaries, is made known to us by others within those entities, particularly during the period in which this report is being prepared;

h) designed such internal controls over financial reporting, or caused such internal control over financial reporting to be designed under our supervision, to provide reasonable assurance regarding the reliability of financial reporting and the preparation of financial statements for external purposes in accordance with generally accepted accounting principles;

c) evaluated the effectiveness of the registrant's disclosure controls and procedures and presented in this report our conclusions about the effectiveness of the disclosure controls and procedures, as of the end of the period covered by this report based on such evaluation; and

d) disclosed in this report any change in the registrant's internal control over financial reporting that occurred during the registrant's most recent fiscal quarter (the registrant's fourth fiscal quarter in the case of an annual report) that has materially affected, or is reasonably likely to materially affect, the registrant's internal control over financial reporting; and

5. The registrant's other certifying officer and I have disclosed, based on our most recent evaluation of internal control over financial reporting, to the registrant's auditors and the audit committee of the registrant's board of directors:

a) all significant deficiencies and material weaknesses in the design or operation of internal control over financial reporting which are reasonably likely to adversely affect the registrant's ability to record, process, summarize and report financial information; and

b) any fraud, whether or not material, that involves management or other employees who have a significant role in the registrant's internal control over financial reporting.

/s/ Wayne T. Smith

Wayne T. Smith

Chairman of the Board, President
and Chief Executive Officer

Date: February 25, 2010

I, W. Larry Cash, certify that:

1. I have reviewed this annual report on Form 10-K of Community Health Systems, Inc.;
2. Based on my knowledge, this report does not contain any untrue statement of a material fact or omit to state a material fact necessary to make the statements made, in light of the circumstances under which such statements were made, not misleading with respect to the period covered by this report;
3. Based on my knowledge, the financial statements, and other financial information included in this annual report, fairly present in all material respects the financial condition, results of operations and cash flows of the registrant as of, and for, the periods presented in this report;
4. The registrant's other certifying officer and I are responsible for establishing and maintaining disclosure controls and procedures (as defined in Exchange Act Rules 13a-15(e) and 15d-15(e)) and internal control over financial reporting (as defined in Exchange Act Rules 13a-15(f) and 15d-15(f)) for the registrant and we have:
 - a) designed such disclosure controls and procedures, or caused such disclosure controls and procedures to be designed under our supervision, to ensure that material information relating to the registrant, including its consolidated subsidiaries, is made known to us by others within those entities, particularly during the period in which this report is being prepared;
 - b) designed such internal controls over financial reporting, or caused such internal control over financial reporting to be designed under our supervision, to provide reasonable assurance regarding the reliability of financial reporting and the preparation of financial statements for external purposes in accordance with generally accepted accounting principles;
 - c) evaluated the effectiveness of the registrant's disclosure controls and procedures and presented in this report our conclusions about the effectiveness of the disclosure controls and procedures, as of the end of the period covered by this report based on such evaluation; and
 - d) disclosed in this report any change in the registrant's internal control over financial reporting that occurred during the registrant's most recent fiscal quarter (the registrant's fourth fiscal quarter in the case of an annual report) that has materially affected, or is reasonably likely to materially affect, the registrant's internal control over financial reporting; and
5. The registrant's other certifying officer and I have disclosed, based on our most recent evaluation of internal control over financial reporting, to the registrant's auditors and the audit committee of the registrant's board of directors:
 - a) all significant deficiencies and material weaknesses in the design or operation of internal control over financial reporting which are reasonably likely to adversely affect the registrant's ability to record, process, summarize and report financial information; and
 - b) any fraud, whether or not material, that involves management or other employees who have a significant role in the registrant's internal control over financial reporting.

/s/ W. Larry Cash

W. Larry Cash
Executive Vice President,
Chief Financial Officer and Director

Date: February 25, 2010

**CERTIFICATION PURSUANT TO 18 U.S.C. SECTION 1350, AS ADOPTED
PURSUANT
TO SECTION 906 OF THE SARBANES-OXLEY ACT OF 2002**

In connection with the Annual Report of Community Health Systems, Inc. (the "Company") on Form 10-K for the period ending December 31, 2009, as filed with the Securities and Exchange Commission on the date hereof (the "Report"), I, Wayne T. Smith, Chairman of the Board, President and Chief Executive Officer of the Company, certify, pursuant to 18 U.S.C. § 1350, as adopted pursuant to § 906 of the Sarbanes-Oxley Act of 2002, that:

- (1) The Report fully complies with the requirements of Section 13(a) or 15(d) of the Securities Exchange Act of 1934; and
- (2) The information contained in the Report fairly presents, in all material respects, the financial condition and results of operations of the Company.

/s/ Wayne T. Smith

Wayne T. Smith

Chairman of the Board, President
and Chief Executive Officer

February 25, 2010

**CERTIFICATION PURSUANT TO 18 U.S.C. SECTION 1350, AS ADOPTED
PURSUANT
TO SECTION 906 OF THE SARBANES-OXLEY ACT OF 2002**

In connection with the Annual Report of Community Health Systems, Inc. (the "Company") on Form 10-K for the period ending December 31, 2009, as filed with the Securities and Exchange Commission on the date hereof (the "Report"), I, W. Larry Cash, Executive Vice President and Chief Financial Officer of the Company, certify, pursuant to 18 U.S.C. § 1350, as adopted pursuant to § 906 of the Sarbanes-Oxley Act of 2002, that:

- (1) The Report fully complies with the requirements of Section 13(a) or 15(d) of the Securities Exchange Act of 1934; and
- (2) The information contained in the Report fairly presents, in all material respects, the financial condition and results of operations of the Company.

/s/ W. Larry Cash

W. Larry Cash
Executive Vice President,
Chief Financial Officer and Director

February 25, 2010