

INVENTORY OF HEALTH CARE FACILITIES AND SERVICES AND NEED DETERMINATIONS
General Nursing Care

Illinois Health Facilities and Services Review Board
Illinois Department of Public Health

10/26/2021

INVENTORY OF HEALTH CARE
FACILITIES AND SERVICES
AND NEED DETERMINATIONS
2021

LONG-TERM CARE SERVICES

INVENTORY OF HEALTH CARE FACILITIES AND SERVICES AND NEED DETERMINATIONS
General Nursing Care

Illinois Health Facilities and Services Review Board
Illinois Department of Public Health

10/26/2021

TABLE OF CONTENTS

	<u>PAGES</u>
Section A. GENERAL LONG-TERM NURSING CARE	A – 1 - A – 140
Planning Process for General Long-Term Nursing Care	A – 2 - A – 3
Summary of General Long-Term Care Beds Needed by Planning Area	A - 4
Inventory of Facilities by Planning Area	A – 5 - A – 141
Health Service Area 1	A – 5 - A – 16
Health Service Area 2	A – 17 - A – 29
Health Service Area 3	A – 30 - A – 47
Health Service Area 4	A – 48 - A – 65
Health Service Area 5	A – 66 - A – 93
Health Service Area 6	A – 94 - A – 100
Health Service Area 7	A – 101 - A – 113
Health Service Area 8	A – 114 - A – 121
Health Service Area 9	A – 122 - A – 129
Health Service Area 10	A – 130 – A – 135
Health Service Area 11	A – 136 - A – 143
 Section B. LONG-TERM CARE FOR DEVELOPMENTALLY DISABLED (Adult)	 B – 1 - B – 14
 Section C. LONG-TERM CARE FOR DEVELOPMENTALLY DISABLED (Child)	 C – 1 - C – 5
 Section D. CHRONIC MENTAL ILLNESS CARE	 D – 1 - D – 3

INVENTORY OF HEALTH CARE FACILITIES AND SERVICES AND NEED DETERMINATIONS
General Nursing Care

Illinois Health Facilities and Services Review Board
Illinois Department of Public Health

10/26/2021
Page A - 1

Section A

GENERAL LONG-TERM NURSING CARE
Category of Service

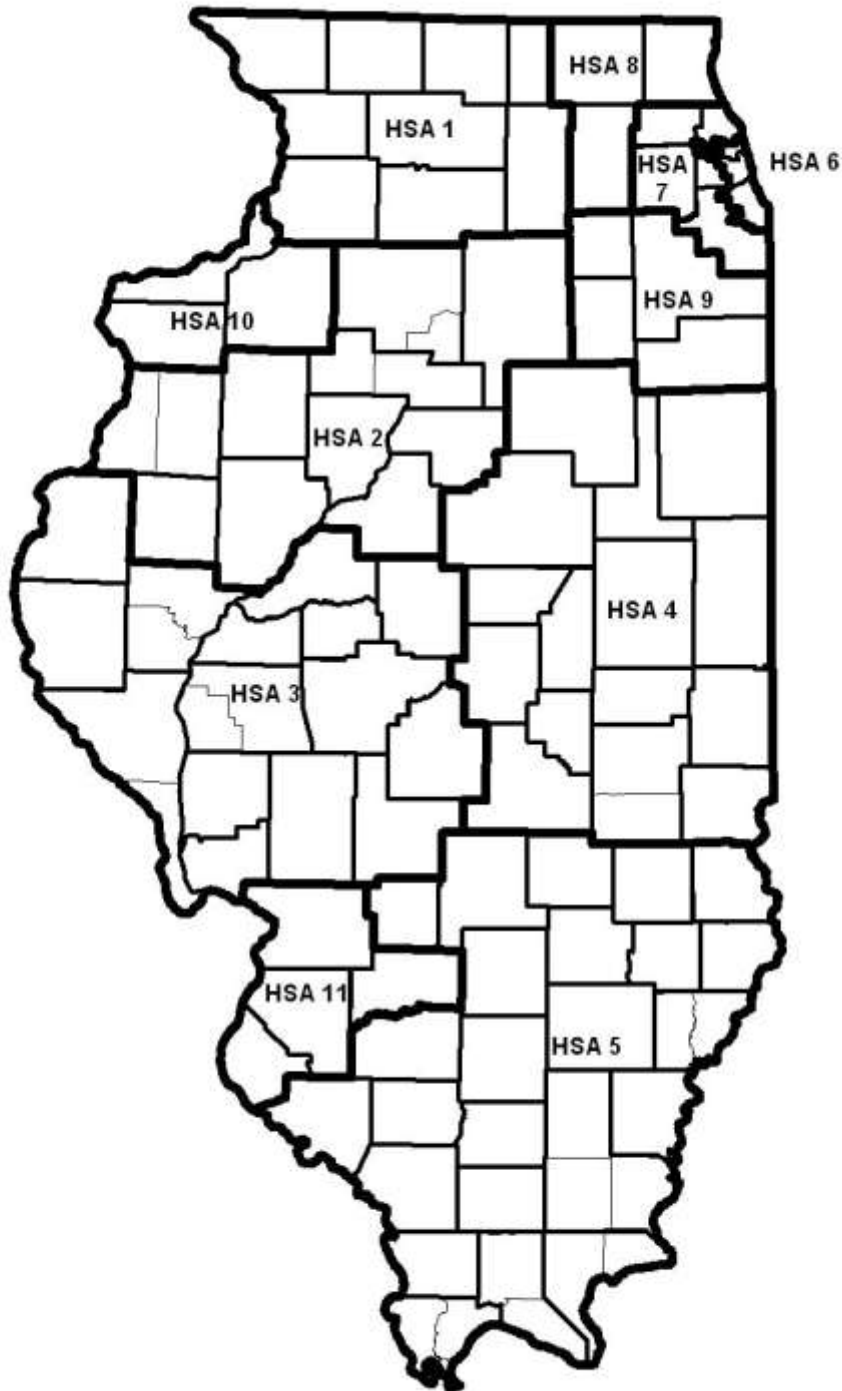
INVENTORY OF HEALTH CARE FACILITIES AND SERVICES AND NEED DETERMINATIONS
General Nursing Care

Illinois Health Facilities and Services Review Board
Illinois Department of Public Health

10/26/2021

Page A - 2

**Planning Process for General Long-Term Care
Nursing Care Category of Service**



INVENTORY OF HEALTH CARE FACILITIES AND SERVICES AND NEED DETERMINATIONS
General Nursing Care

Illinois Health Facilities and Services Review Board
Illinois Department of Public Health

10/26/2021
Page A - 3

For the General Long-Term Care-Nursing Care Category of Service:

1. Planning areas have been established as depicted above and on detailed maps on following pages.
2. Occupancy target rates are 85% for modernization, 90% for additional beds.
3. Bed need for a planning area is calculated by first determining the minimum and maximum rates of utilization for the entire Health Service Area (HSA) where the planning area is located. These rates are determined for three age groups: 0-64 years, 65-74 years and 75 and over, by dividing the patient days for the age group by the HSA population for that age group. Minimum and maximum rates are set at 60% and 160% of the calculated HSA rate, respectively.

Calculations are then made of the planning area rates of utilization for the three age groups. The calculated planning area rates are compared to the minimum and maximum rates for the HSA. If the planning area rate is less than the minimum, the minimum rate is used; if the area rate exceeds the maximum, the maximum is used; otherwise, the area rate is used.

For each age group, the rate being used is multiplied by the projected area age group population to calculate projected age group patient days. The sum of these calculated patient days is first divided by 365 to determine the projected Average Daily Census, which is divided by 0.9 to adjust for the 90 percent target occupancy rate, to determine the projected number of beds needed for the planning area.

INVENTORY OF HEALTH CARE FACILITIES AND SERVICES AND NEED DETERMINATIONS
General Nursing Care

Illinois Health Facilities and Services Review Board
Illinois Department of Public Health

10/26/2021
Page A - 4

Summary of General Long-Term Nursing Care Beds and Need by Health Service Area				
HEALTH SERVICE AREA	EXISTING BEDS	PROJECTED BEDS NEEDED - 2024	ADDITIONAL BEDS NEEDED	EXCESS BEDS
Health Service Area 1	5703	5094	140	749
Health Service Area 2	7198	5860	20	1358
Health Service Area 3	6090	5282	141	949
Health Service Area 4	7139	5542	23	1620
Health Service Area 5	6203	4872	212	1543
Health Service Area 6	14100	15025	1948	1023
Health Service Area 7	26777	21843	0	4934
Health Service Area 8	7819	7722	160	257
Health Service Area 9	4345	4343	158	160
Health Service Area 10	1857	1401	0	456
Health Service Area 11	4686	4210	27	503
STATE TOTALS	91917	81194	2829	13552

INVENTORY OF HEALTH CARE FACILITIES AND SERVICES AND NEED DETERMINATIONS
General Nursing Care

Illinois Health Facilities and Services Review Board
Illinois Department of Public Health

10/26/2021
Page A- 5

INVENTORY OF HEALTH CARE FACILITIES

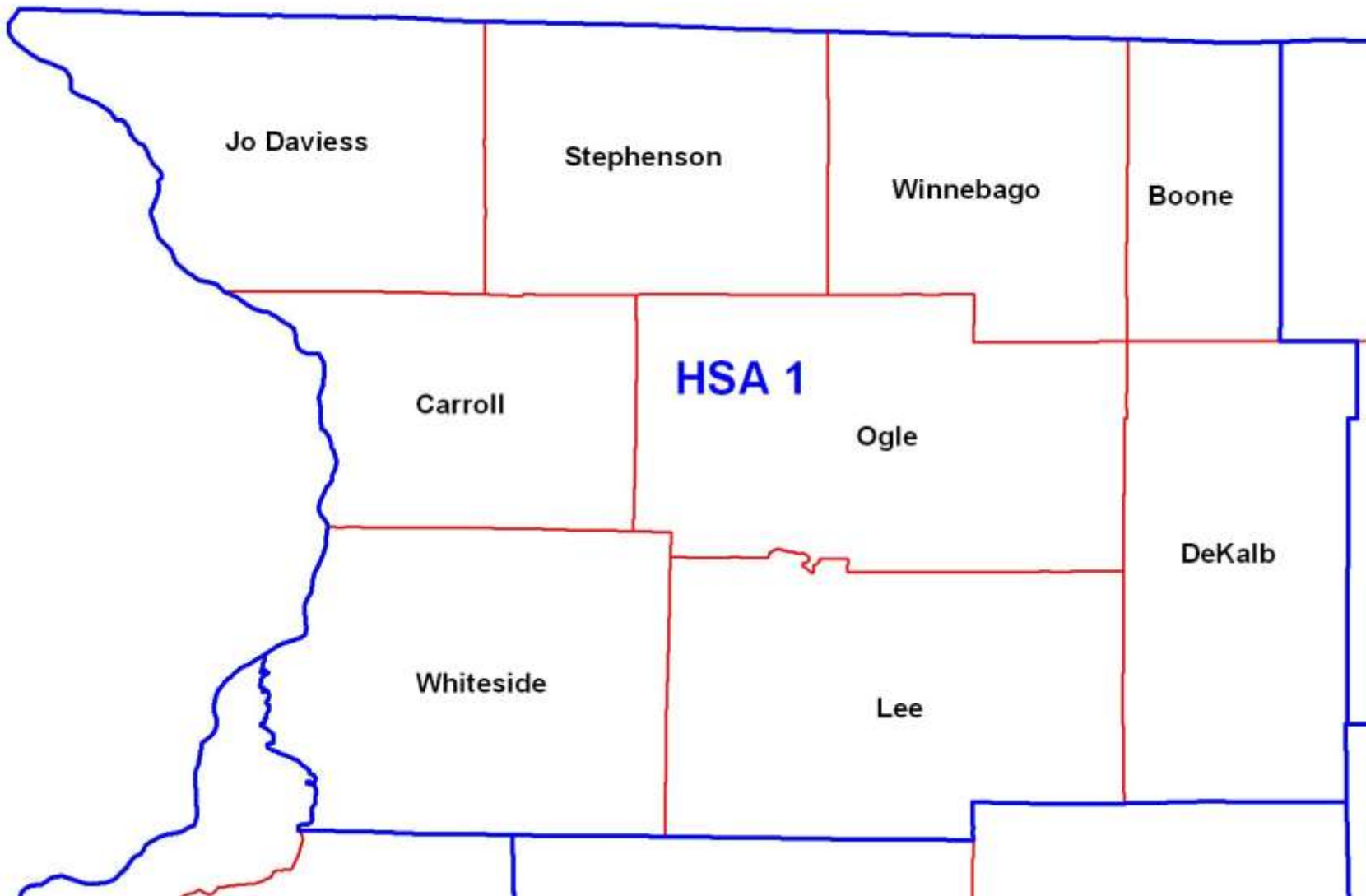
**HEALTH
SERVICE
AREA
1**

INVENTORY OF HEALTH CARE FACILITIES AND SERVICES AND NEED DETERMINATIONS
General Nursing Care

Illinois Health Facilities and Services Review Board
Illinois Department of Public Health

10/26/2021
Page A-6

Health Service Area 1



INVENTORY OF HEALTH CARE FACILITIES AND SERVICES AND NEED DETERMINATIONS
General Nursing Care

Illinois Health Facilities and Services Review Board
Illinois Department of Public Health

10/26/2021

Page A- 7

Summary of General Long-Term Nursing Care Beds and Need by Planning Area				
Health Service Area 1				
PLANNING AREA	EXISTING BEDS	PROJECTED BEDS NEEDED - 2024	ADDITIONAL BEDS NEEDED	EXCESS BEDS
Boone County	279	345	66	0
Carroll County	155	98	0	57
DeKalb County	760	780	20	0
Jo Daviess County	106	160	54	0
Lee County	256	223	0	33
Ogle County	657	519	0	138
Stephenson County	646	530	0	116
Whiteside County	680	480	0	200
Winnebago County	2164	1959	0	205
HSA 1 TOTALS	5703	5094	140	749

INVENTORY OF HEALTH CARE FACILITIES AND SERVICES AND NEED DETERMINATIONS

Illinois Health Facilities and Services Review Board
Illinois Department of Public Health

10/25/2021

Page A-8

General Long-Term Care Category of Service

Planning Area: Boone			General Nursing Care									
Facility Name		City	County/Area	Beds	2019 Patient Days							
PARK PLACE OF BELVIDERE		BELVIDERE	Boone County	80	20,407							
SYMPHONY MAPLE CREST		BELVIDERE	Boone County	86	30,108							
11/1/2020	Name Change	Formerly Maple Crest Care Centre										
SYMPHONY NORTHWOODS		BELVIDERE	Boone County	113	32,473							
11/1/2020	Name Change	Formerly Northwoods Care Centre										
Planning Area Totals				279	82,988							
HEALTH SERVICE AREA	AGE GROUPS	2019 Patient Days	2019 Population	2019 Use Rates (Per 1,000)	2019 Minimum Use Rates	2019 Maximum Use Rates						
001	0-64 Years Old	246,210	532,500	462.4	277.4	739.8						
	65-74 Years Old	259,567	76,400	3,397.5	2,038.5	5,436.0						
	75+ Years Old	975,868	54,100	18,038.2	10,822.9	28,861.2						
0-64 Years Old	2019 PSA Patient Days	2019 PSA Estimated Populations	2019 PSA Use Rates (Per 1,000)	2019 HSA Minimum Use Rates	2019 HSA Maximum Use Rates	2024 PSA Planned Use Rates	2024 PSA Projected Populations	2024 PSA Planned Patient Days	Planned Average Daily Census	Planned Bed Need (90% Occ.)	Beds Needed	
	9,763	44,300	220.4	277.4	739.8	277.4	53,600	14,870				
	11,641	5,500	2,116.5	2,038.5	5,436.0	2,116.5	6,700	14,181				
	61,584	3,800	16,206.3	10,822.9	28,861.2	16,206.3	5,200	84,273				
Planning Area Totals									113,323	310.5	345	66

INVENTORY OF HEALTH CARE FACILITIES AND SERVICES AND NEED DETERMINATIONS

Illinois Health Facilities and Services Review Board
Illinois Department of Public Health

10/25/2021

Page A-9

General Long-Term Care Category of Service

Planning Area:		Carroll							General Nursing Care			
Facility Name			City			County/Area			Beds	2019 Patient Days		
ALLURE OF MOUNT CARROLL			MOUNT CARROLL			Carroll County			72	6,896		
7/1/2019	Name Change	Formerly Good Samaritans - Carroll County										
BIG MEADOWS, INC			SAVANNA			Carroll County			83	24,000		
Planning Area Totals									155	30,896		
HEALTH SERVICE AREA	AGE GROUPS	2019 Patient Days	2019 Population		2019 Use Rates (Per 1,000)		2019 Minimum Use Rates		2019 Maximum Use Rates			
	0-64 Years Old	246,210	532,500		462.4		277.4		739.8			
001	65-74 Years Old	259,567	76,400		3,397.5		2,038.5		5,436.0			
	75+ Years Old	975,868	54,100		18,038.2		10,822.9		28,861.2			
	2019 PSA Patient Days	2019 PSA Estimated Populations	2019 PSA Use Rates (Per 1,000)	2019 HSA Minimum Use Rates	2019 HSA Maximum Use Rates	2024 PSA Planned Use Rates	2024 PSA Projected Populations	2024 PSA Planned Patient Days				
0-64 Years Old	2,700	10,500	257.1	277.4	739.8	277.4	9,200	2,552	Planned Average Daily Census	Planned Bed Need (90% Occ.)	Excess Beds	
65-74 Years Old	7,499	2,300	3,260.4	2,038.5	5,436.0	3,260.4	2,000	6,521				
75+ Years Old	20,697	1,700	12,174.7	10,822.9	28,861.2	12,174.7	1,900	23,132				
Planning Area Totals									32,205	88.2	98	57

INVENTORY OF HEALTH CARE FACILITIES AND SERVICES AND NEED DETERMINATIONS

Illinois Health Facilities and Services Review Board
Illinois Department of Public Health

10/25/2021

Page A-10

General Long-Term Care Category of Service

Planning Area: DeKalb		General Nursing Care									
Facility Name			City	County/Area	Beds	2019 Patient Days					
APERION CARE DEKALB			DEKALB	DeKalb County	119	29,429					
10/1/2021	Name Change	Formerly Pine Acres Rehab & Living Center									
BETHANY REHAB & HEALTHCARE CENTER			DEKALB	DeKalb County	90	27,005					
DEKALB COUNTY REHAB & NURSING			DEKALB	DeKalb County	190	61,302					
DEKALB COUNTY REHAB & NURSING (PERMIT)			DEKALB	DeKalb County	18	0					
KISHWAUKEE HOSPITAL (SWING BEDS)			DEKALB	DeKalb County	0	0					
OAK CREST/DEKALB			DEKALB	DeKalb County	73	35,753					
PRAIRIE CROSSING LIVING & REHAB			SHABBONA	DeKalb County	91	23,905					
SANDWICH REHAB & HLTHCARE			SANDWICH	DeKalb County	63	11,977					
WILLOW CREST NURSING PAVILION			SANDWICH	DeKalb County	116	28,554					
Planning Area Totals					760	217,925					
HEALTH SERVICE AREA	AGE GROUPS	2019 Patient Days	2019 Population	2019 Use Rates (Per 1,000)	2019 Minimum Use Rates	2019 Maximum Use Rates					
001	0-64 Years Old	246,210	532,500	462.4	277.4	739.8					
	65-74 Years Old	259,567	76,400	3,397.5	2,038.5	5,436.0					
	75+ Years Old	975,868	54,100	18,038.2	10,822.9	28,861.2					
	2019 PSA Patient Days	2019 PSA Estimated Populations	2019 PSA Use Rates (Per 1,000)	2019 HSA Minimum Use Rates	2019 HSA Maximum Use Rates	2024 PSA Planned Use Rates	2024 PSA Projected Populations	2024 PSA Planned Patient Days			
0-64 Years Old	13,099	90,200	145.2	277.4	739.8	277.4	100,900	27,992	Planned Average Daily Census	Planned Bed Need (90% Occ.)	Beds Needed
65-74 Years Old	36,123	8,800	4,104.9	2,038.5	5,436.0	4,104.9	9,200	37,765			
75+ Years Old	168,703	5,800	29,086.7	10,822.9	28,861.2	28,861.2	6,600	190,484			
Planning Area Totals								256,240	702.0	780	20

INVENTORY OF HEALTH CARE FACILITIES AND SERVICES AND NEED DETERMINATIONS

Illinois Health Facilities and Services Review Board
Illinois Department of Public Health

10/25/2021

Page A-11

General Long-Term Care Category of Service

Planning Area: Jo Daviess			General Nursing Care									
Facility Name			City	County/Area	Beds	2019 Patient Days						
ALLURE OF STOCKTON			STOCKTON	Jo Daviess County	49	14,821						
10/10/2021	Name Change	Formerly Waverly Place of Stockton										
ELIZABETH NURSING HOME			ELIZABETH	Jo Daviess County	0	8,912						
4/15/2020	Closure	Facility closed; 36 Nursing Care beds removed from inventory.										
GALENA-STAUSS NURSING HOME			GALENA	Jo Daviess County	57	16,603						
MIDWEST MEDICAL CENTER (SWING BEDS)			GALENA	Jo Daviess County	0	1,700						
Planning Area Totals					106	42,036						
HEALTH SERVICE AREA	AGE GROUPS	2019 Patient Days	2019 Population	2019 Use Rates (Per 1,000)	2019 Minimum Use Rates	2019 Maximum Use Rates						
	0-64 Years Old	246,210	532,500	462.4	277.4	739.8						
001	65-74 Years Old	259,567	76,400	3,397.5	2,038.5	5,436.0						
	75+ Years Old	975,868	54,100	18,038.2	10,822.9	28,861.2						
	2019 PSA Patient Days	2019 PSA Estimated Populations	2019 PSA Use Rates (Per 1,000)	2019 HSA Minimum Use Rates	2019 HSA Maximum Use Rates	2024 PSA Planned Use Rates	2024 PSA Projected Populations	2024 PSA Planned Patient Days				
0-64 Years Old	4,081	14,900	273.9	277.4	739.8	277.4	14,800	4,106	Planned Average Daily Census	Planned Bed Need (90% Occ.)	Beds Needed	
65-74 Years Old	5,306	3,900	1,360.5	2,038.5	5,436.0	2,038.5	3,600	7,339				
75+ Years Old	32,649	2,700	12,092.2	10,822.9	28,861.2	12,092.2	3,400	41,114				
Planning Area Totals									52,558	144.0	160	54

INVENTORY OF HEALTH CARE FACILITIES AND SERVICES AND NEED DETERMINATIONS

Illinois Health Facilities and Services Review Board
Illinois Department of Public Health

10/25/2021

Page A-12

General Long-Term Care Category of Service

Planning Area: Lee			General Nursing Care									
Facility Name		City	County/Area	Beds	2019 Patient Days							
DIXON REHAB & HEALTHCARE CENTER		DIXON	Lee County	97	27,484							
FRANKLIN GROVE LIVING & REHAB CENTER		FRANKLIN GROVE	Lee County	132	29,129							
HERITAGE SQUARE		DIXON	Lee County	27	8,784							
KATHERINE SHAW BETHEA HOSP. (SWING BEDS)		DIXON	Lee County	0	0							
MAPLE CROSSING AT AMBOY		AMBOY	Lee County	0								
4/3/2019	Closure	Facility closed; 97 Nursing Care beds removed from Inventory.										
Planning Area Totals				256	65,397							
HEALTH SERVICE AREA	AGE GROUPS	2019 Patient Days	2019 Population	2019 Use Rates (Per 1,000)	2019 Minimum Use Rates	2019 Maximum Use Rates						
001	0-64 Years Old	246,210	532,500	462.4	277.4	739.8						
	65-74 Years Old	259,567	76,400	3,397.5	2,038.5	5,436.0						
	75+ Years Old	975,868	54,100	18,038.2	10,822.9	28,861.2						
	2019 PSA Patient Days	2019 PSA Estimated Populations	2019 PSA Use Rates (Per 1,000)	2019 HSA Minimum Use Rates	2019 HSA Maximum Use Rates	2024 PSA Planned Use Rates	2024 PSA Projected Populations	2024 PSA Planned Patient Days				
0-64 Years Old	4,312	26,900	160.3	277.4	739.8	277.4	26,700	7,407	Planned Average Daily Census	Planned Bed Need (90% Occ.)	Excess Beds	
65-74 Years Old	7,546	4,300	1,754.9	2,038.5	5,436.0	2,038.5	4,300	8,765				
75+ Years Old	53,539	3,100	17,270.6	10,822.9	28,861.2	17,270.6	3,300	56,993				
Planning Area Totals									73,166	200.5	223	33

INVENTORY OF HEALTH CARE FACILITIES AND SERVICES AND NEED DETERMINATIONS

Illinois Health Facilities and Services Review Board
Illinois Department of Public Health

10/25/2021

Page A-13

General Long-Term Care Category of Service

Planning Area: Ogle			General Nursing Care		
Facility Name		City	County/Area	Beds	2019 Patient Days
GENERATIONS AT NEIGHBORS		BYRON	Ogle County	131	35,825
MANOR COURT OF ROCHELLE		ROCHELLE	Ogle County	92	0
8/1/2020	Opening	Facility licensed for operation.			
OREGON LIVING & REHAB CENTER		OREGON	Ogle County	104	22,433
PINECREST MANOR		MOUNT MORRIS	Ogle County	125	38,164
POLO REHAB & HEALTHCARE CENTER		POLO	Ogle County	81	14,835
ROCHELLE GARDENS CARE CENTER		ROCHELLE	Ogle County	74	18,897
ROCHELLE HOSPITAL (SWING BEDS)		ROCHELLE	Ogle County	0	138
ROCHELLE REHAB & HEALTH CARE		ROCHELLE	Ogle County	50	12,187
Planning Area Totals				657	142,479

HEALTH SERVICE AREA	AGE GROUPS	2019 Patient Days	2019 Population	2019 Use Rates (Per 1,000)	2019 Minimum Use Rates	2019 Maximum Use Rates
001	0-64 Years Old	246,210	532,500	462.4	277.4	739.8
	65-74 Years Old	259,567	76,400	3,397.5	2,038.5	5,436.0
	75+ Years Old	975,868	54,100	18,038.2	10,822.9	28,861.2

	2019 PSA Patient Days	2019 PSA Estimated Populations	2019 PSA Use Rates (Per 1,000)	2019 HSA Minimum Use Rates	2019 HSA Maximum Use Rates	2024 PSA Planned Use Rates	2024 PSA Projected Populations	2024 PSA Planned Patient Days				
0-64 Years Old	22,205	40,400	549.6	277.4	739.8	549.6	42,000	23,084	Planned Average Daily Census	Planned Bed Need (90% Occ.)	Excess Beds	
65-74 Years Old	26,275	6,000	4,379.2	2,038.5	5,436.0	4,379.2	6,800	29,778				
75+ Years Old	93,999	4,400	21,363.4	10,822.9	28,861.2	21,363.4	5,500	117,499				
Planning Area Totals									170,361	466.7	519	138

INVENTORY OF HEALTH CARE FACILITIES AND SERVICES AND NEED DETERMINATIONS

Illinois Health Facilities and Services Review Board
Illinois Department of Public Health

10/25/2021

Page A-14

General Long-Term Care Category of Service

Planning Area: Stephenson			General Nursing Care		
Facility Name		City	County/Area	Beds	2019 Patient Days
ASCENSION SAINT JOSEPH VILLAGE		FREEPORT	Stephenson County	124	33,053
11/1/2020	Name Change	Formerly Presence St Joseph Center			
LENA LIVING CENTER		LENA	Stephenson County	101	20,647
MANOR COURT OF FREEPORT		FREEPORT	Stephenson County	117	34,446
PARKVIEW HOME		FREEPORT	Stephenson County	45	10,391
PEARL PAVILION		FREEPORT	Stephenson County	109	22,686
STEPHENSON NURSING CENTER		FREEPORT	Stephenson County	150	35,969
Planning Area Totals				646	157,192

HEALTH SERVICE AREA	AGE GROUPS	2019 Patient Days	2019 Population	2019 Use Rates (Per 1,000)	2019 Minimum Use Rates	2019 Maximum Use Rates
001	0-64 Years Old	246,210	532,500	462.4	277.4	739.8
	65-74 Years Old	259,567	76,400	3,397.5	2,038.5	5,436.0
	75+ Years Old	975,868	54,100	18,038.2	10,822.9	28,861.2

	2019 PSA Patient Days	2019 PSA Estimated Populations	2019 PSA Use Rates (Per 1,000)	2019 HSA Minimum Use Rates	2019 HSA Maximum Use Rates	2024 PSA Planned Use Rates	2024 PSA Projected Populations	2024 PSA Planned Patient Days	Planned Average Daily Census	Planned Bed Need (90% Occ.)	Excess Beds
0-64 Years Old	9,800	33,600	291.7	277.4	739.8	291.7	32,400	9,450			
65-74 Years Old	24,696	6,100	4,048.5	2,038.5	5,436.0	4,048.5	6,100	24,696			
75+ Years Old	122,696	5,000	24,539.2	10,822.9	28,861.2	24,539.2	5,700	139,873			
Planning Area Totals								174,019	476.8	530	116

INVENTORY OF HEALTH CARE FACILITIES AND SERVICES AND NEED DETERMINATIONS

Illinois Health Facilities and Services Review Board
Illinois Department of Public Health

10/25/2021

Page A-15

General Long-Term Care Category of Service

Planning Area: Whiteside			General Nursing Care		
Facility Name		City	County/Area	Beds	2019 Patient Days
ALLURE OF PROPHETSTOWN		PROPHETSTOWN	Whiteside County	70	7,579
7/1/2019	Name Change	Formerly Good Samaritans - Prophets Riverview.			
CGH MEDICAL CENTER (SWING BEDS)		STERLING	Whiteside County	0	0
HARBOR CREST HOME		FULTON	Whiteside County	0	12,937
9/9/2020	Closure	Facility closed effective September 9, 2020. 84 Nursing Care beds removed from inventory.			
MORRISON COMMUNITY HOSPITAL (SWING BEDS)		MORRISON	Whiteside County	0	0
PLEASANT VIEW REHAB & HEALTHCARE CENTER		MORRISON	Whiteside County	74	11,052
REGENCY CARE OF STERLING		STERLING	Whiteside County	130	25,166
RESTHAVE HOME - WHITESIDE COUNTY		MORRISON	Whiteside County	70	28,065
ROCK FALLS REHAB & HEALTHCARE		ROCK FALLS	Whiteside County	57	7,966
ROCK RIVER GARDENS		STERLING	Whiteside County	70	18,954
SAUK VALLEY SENIOR LIVING		ROCK FALLS	Whiteside County	0	7,563
10/1/2020	Closure	Facility closed; 55 Nursing Care beds removed from inventory.			
THE CITADEL OF STERLING		STERLING	Whiteside County	121	27,741
WINNING WHEELS		PROPHETSTOWN	Whiteside County	88	30,394
Planning Area Totals				680	177,417

HEALTH SERVICE AREA	AGE GROUPS	2019 Patient Days	2019 Population	2019 Use Rates (Per 1,000)	2019 Minimum Use Rates	2019 Maximum Use Rates
001	0-64 Years Old	246,210	532,500	462.4	277.4	739.8
	65-74 Years Old	259,567	76,400	3,397.5	2,038.5	5,436.0
	75+ Years Old	975,868	54,100	18,038.2	10,822.9	28,861.2

	2019 PSA Patient Days	2019 PSA Estimated Populations	2019 PSA Use Rates (Per 1,000)	2019 HSA Minimum Use Rates	2019 HSA Maximum Use Rates	2024 PSA Planned Use Rates	2024 PSA Projected Populations	2024 PSA Planned Patient Days			
0-64 Years Old	56,975	42,900	1,328.1	277.4	739.8	739.8	40,000	29,591	Planned Average Daily Census	Planned Bed Need (90% Occ.)	Excess Beds
65-74 Years Old	26,324	7,200	3,656.1	2,038.5	5,436.0	3,656.1	6,900	25,227			
75+ Years Old	94,118	5,400	17,429.3	10,822.9	28,861.2	17,429.3	5,900	102,833			
Planning Area Totals								157,651	431.9	480	200

INVENTORY OF HEALTH CARE FACILITIES AND SERVICES AND NEED DETERMINATIONS

Illinois Health Facilities and Services Review Board
Illinois Department of Public Health

10/25/2021

Page A-16

General Long-Term Care Category of Service

Planning Area: Winnebago			General Nursing Care								
Facility Name			City	County/Area	Beds	2019 Patient Days					
ALDEN DEBES REHAB AND HEALTHCARE CTR			ROCKFORD	Winnebago County	268	62,597					
ALDEN-PARK STRATHMOOR			ROCKFORD	Winnebago County	189	53,650					
ALPINE FIRESIDE HEALTH CENTER			ROCKFORD	Winnebago County	66	12,484					
AMBERWOOD NURSING & REHAB CTR			ROCKFORD	Winnebago County	141	42,954					
ASCENSION COR MARIAE VILLAGE			ROCKFORD	Winnebago County	0	15,709					
11/1/2020	Name Change	Formerly Presence Cot Mariae Center									
2/18/2021	Closure	Facility closed; 73 Nursing Care beds and 61 Sheltered Care beds removed from inventory.									
ASCENSION SAINT ANNE PLACE			ROCKFORD	Winnebago County	179	40,454					
11/1/2020	Name Change	Formerly Presence St Anne Center.									
EAST BANK CENTER, LLC.			LOVES PARK	Winnebago County	54	11,685					
FAIR OAKS REHAB & HCC			SOUTH BELOIT	Winnebago County	78	22,123					
FAIRHAVEN CHRISTIAN RETIREMENT			ROCKFORD	Winnebago County	96	29,298					
FOREST CITY REHAB & NURSING CTR			ROCKFORD	Winnebago County	213	65,597					
JAVON BEA HOSPITAL - ROCKTON CAMPUS (PERMIT)			ROCKFORD	Winnebago County	17	0					
2/25/2020	19-036	Received permit to establish a 17 bed Skilled Nursing Care (Long-Term Care) category of service.									
MEDINA NURSING CENTER			DURAND	Winnebago County	89	23,130					
PA PETERSON AT THE CITADEL			ROCKFORD	Winnebago County	129	42,461					
RIVER BLUFF NURSING HOME			ROCKFORD	Winnebago County	304	64,938					
RIVER CROSSING OF ROCKFORD			ROCKFORD	Winnebago County	120	26,820					
2/1/2020	Name Change	Formerly Rosewood Care Center of Rockford.									
6/1/2021	Name Change	Formerly Carriage Rehab & Healthcare									
ROCK RIVER HEALTH CARE			ROCKFORD	Winnebago County	130	25,941					
WILLOWS HEALTH CARE			ROCKFORD	Winnebago County	91	25,474					
Planning Area Totals					2,164	565,315					
HEALTH SERVICE AREA	AGE GROUPS	2019 Patient Days	2019 Population	2019 Use Rates (Per 1,000)	2019 Minimum Use Rates	2019 Maximum Use Rates					
	0-64 Years Old	246,210	532,500	462.4	277.4	739.8					
001	65-74 Years Old	259,567	76,400	3,397.5	2,038.5	5,436.0					
	75+ Years Old	975,868	54,100	18,038.2	10,822.9	28,861.2					
	2019 PSA Patient Days	2019 PSA Estimated Populations	2019 PSA Use Rates (Per 1,000)	2019 HSA Minimum Use Rates	2019 HSA Maximum Use Rates	2024 PSA Planned Use Rates	2024 PSA Projected Populations	2024 PSA Planned Patient Days			
0-64 Years Old	123,275	228,800	538.8	277.4	739.8	538.8	240,800	129,740	Planned Average Daily Census	Planned Bed Need (90% Occ.)	Excess Beds
65-74 Years Old	114,157	32,300	3,534.3	2,038.5	5,436.0	3,534.3	34,600	122,286			
75+ Years Old	327,883	22,200	14,769.5	10,822.9	28,861.2	14,769.5	26,500	391,392			
Planning Area Totals								643,418	1,762.8	1,959	205

INVENTORY OF HEALTH CARE FACILITIES AND SERVICES AND NEED DETERMINATIONS
General Nursing Care

Illinois Health Facilities and Services Review Board
Illinois Department of Public Health

10/26/2021
Page A- 17

INVENTORY OF HEALTH CARE FACILITIES

**HEALTH
SERVICE
AREA**

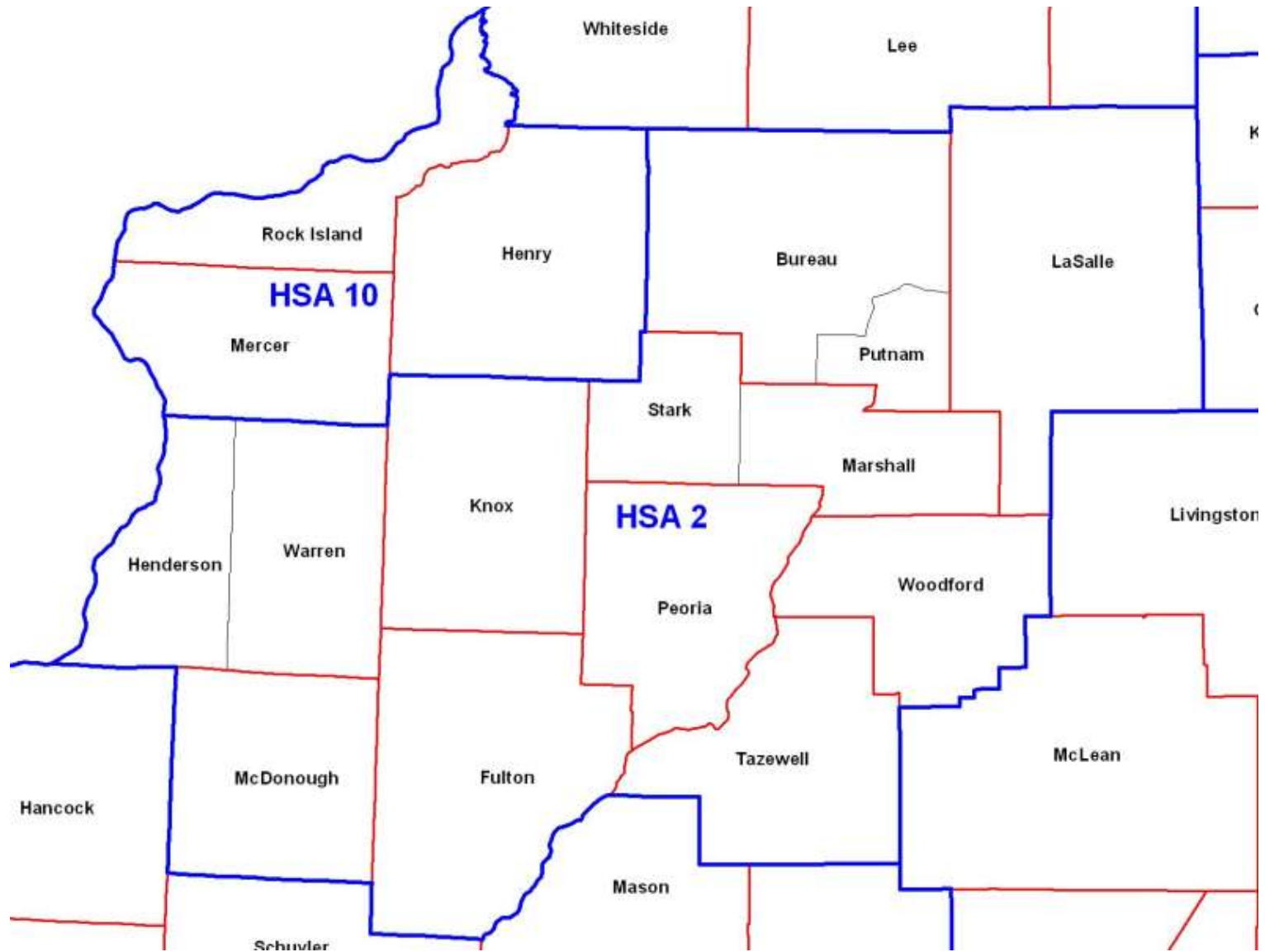
2

INVENTORY OF HEALTH CARE FACILITIES AND SERVICES AND NEED DETERMINATIONS
General Nursing Care

Illinois Health Facilities and Services Review Board
Illinois Department of Public Health

10/26/2021
Page A - 18

Health Service Area 2



INVENTORY OF HEALTH CARE FACILITIES AND SERVICES AND NEED DETERMINATIONS
General Nursing Care

Illinois Health Facilities and Services Review Board
Illinois Department of Public Health

10/26/2021
Page A- 19

Summary of General Long-Term Nursing Care Beds and Need by Planning Area				
Health Service Area 2				
PLANNING AREA	EXISTING BEDS	PROJECTED BEDS NEEDED - 2024	ADDITIONAL BEDS NEEDED	EXCESS BEDS
Bureau/Putnam Counties	377	356	0	21
Fulton County	504	330	0	174
Henderson/Warren Counties	216	152	0	64
Knox County	834	607	0	227
LaSalle County	1171	1191	20	0
McDonough County	360	269	0	91
Marshall/Stark Counties	427	304	0	123
Peoria County	1619	1253	0	366
Tazewell County	1095	854	0	241
Woodford County	595	544	0	51
HSA 2 TOTALS	7198	5860	20	1358

INVENTORY OF HEALTH CARE FACILITIES AND SERVICES AND NEED DETERMINATIONS

Illinois Health Facilities and Services Review Board
Illinois Department of Public Health

10/25/2021

Page A-20

General Long-Term Care Category of Service

Planning Area: Bureau/Putnam		General Nursing Care			
Facility Name	City	County/Area	Beds	2019 Patient Days	
APERION CARE PRINCETON	PRINCETON	Bureau County	92	24,563	
APERION CARE SPRING VALLEY	SPRING VALLEY	Bureau County	98	30,758	
HERITAGE HEALTH - WALNUT	WALNUT	Bureau County	62	17,104	
MANOR COURT OF PRINCETON	PRINCETON	Bureau County	125	35,910	
PERRY MEMORIAL HOSPITAL(SWING BEDS)	PRINCETON	Bureau County	0	264	
ST. MARGARET'S HOSPITAL(SWING BEDS)	SPRING VALLEY	Bureau County	0	2	
Planning Area Totals			377	108,601	

HEALTH SERVICE AREA	AGE GROUPS	2019 Patient Days	2019 Population	2019 Use Rates (Per 1,000)	2019 Minimum Use Rates	2019 Maximum Use Rates
002	0-64 Years Old	309,814	517,500	598.7	359.2	957.9
	65-74 Years Old	308,215	78,000	3,951.5	2,370.9	6,322.4
	75+ Years Old	1,266,133	57,700	21,943.4	13,166.0	35,109.4

	2019 PSA Patient Days	2019 PSA Estimated Populations	2019 PSA Use Rates (Per 1,000)	2019 HSA Minimum Use Rates	2019 HSA Maximum Use Rates	2024 PSA Planned Use Rates	2024 PSA Projected Populations	2024 PSA Planned Patient Days	Planned Average Daily Census	Planned Bed Need (90% Occ.)	Excess Beds
0-64 Years Old	14,337	29,400	487.7	359.2	957.9	487.7	28,000	13,654			
65-74 Years Old	19,713	5,200	3,791.0	2,370.9	6,322.4	3,791.0	5,200	19,713			
75+ Years Old	74,551	4,100	18,183.2	13,166.0	35,109.4	18,183.2	4,600	83,643			
Planning Area Totals								117,010	320.6	356	21

INVENTORY OF HEALTH CARE FACILITIES AND SERVICES AND NEED DETERMINATIONS

Illinois Health Facilities and Services Review Board
Illinois Department of Public Health

10/25/2021

Page A-21

General Long-Term Care Category of Service

Planning Area: Fulton		General Nursing Care				
Facility Name	City	County/Area	Beds	2019 Patient Days		
CLAYBERG-FULTON CO NURSING	CUBA	Fulton County	49	17,165		
FARMINGTON COUNTRY MANOR	FARMINGTON	Fulton County	92	27,813		
GRAHAM HOSPITAL ASSOCIATION	CANTON	Fulton County	38	4,084		
LOFT REHAB & NURSING OF CANTON	CANTON	Fulton County	90	19,510		
RENAISSANCE CARE CENTER	CANTON	Fulton County	120	18,593		
SUNSET REHABILITATION & HEALTH CARE	CANTON	Fulton County	115	30,591		
Planning Area Totals			504	117,756		

HEALTH SERVICE AREA	AGE GROUPS	2019 Patient Days	2019 Population	2019 Use Rates (Per 1,000)	2019 Minimum Use Rates	2019 Maximum Use Rates
002	0-64 Years Old	309,814	517,500	598.7	359.2	957.9
	65-74 Years Old	308,215	78,000	3,951.5	2,370.9	6,322.4
	75+ Years Old	1,266,133	57,700	21,943.4	13,166.0	35,109.4

	2019 PSA Patient Days	2019 PSA Estimated Populations	2019 PSA Use Rates (Per 1,000)	2019 HSA Minimum Use Rates	2019 HSA Maximum Use Rates	2024 PSA Planned Use Rates	2024 PSA Projected Populations	2024 PSA Planned Patient Days				
0-64 Years Old	16,192	26,700	606.4	359.2	957.9	606.4	26,100	15,828	Planned Average Daily Census	Planned Bed Need (90% Occ.)	Excess Beds	
65-74 Years Old	19,135	4,400	4,348.9	2,370.9	6,322.4	4,348.9	4,000	17,395				
75+ Years Old	82,429	3,400	24,243.8	13,166.0	35,109.4	24,243.8	3,100	75,156				
Planning Area Totals									108,379	296.9	330	174

INVENTORY OF HEALTH CARE FACILITIES AND SERVICES AND NEED DETERMINATIONS

Illinois Health Facilities and Services Review Board
Illinois Department of Public Health

10/25/2021

Page A-22

General Long-Term Care Category of Service

Planning Area: Henderson/Warren		General Nursing Care										
Facility Name		City	County/Area	Beds	2019 Patient Days							
HENDERSON COUNTY RETIREMENT CENTER		STRONGHURST	Henderson County	58	13,601							
MONMOUTH NURSING HOME		MONMOUTH	Warren County	59	17,606							
OSF HOLY FAMILY MEDICAL CENTER (SWING BEDS)		MONMOUTH	Warren County	0	543							
ROSEVILLE REHAB & HEALTHCARE		ROSEVILLE	Warren County	99	16,301							
Planning Area Totals				216	48,051							
HEALTH SERVICE AREA	AGE GROUPS	2019 Patient Days	2019 Population	2019 Use Rates (Per 1,000)	2019 Minimum Use Rates	2019 Maximum Use Rates						
002	0-64 Years Old	309,814	517,500	598.7	359.2	957.9						
	65-74 Years Old	308,215	78,000	3,951.5	2,370.9	6,322.4						
	75+ Years Old	1,266,133	57,700	21,943.4	13,166.0	35,109.4						
	2019 PSA Patient Days	2019 PSA Estimated Populations	2019 PSA Use Rates (Per 1,000)	2019 HSA Minimum Use Rates	2019 HSA Maximum Use Rates	2024 PSA Planned Use Rates	2024 PSA Projected Populations	2024 PSA Planned Patient Days	Planned Average Daily Census	Planned Bed Need (90% Occ.)	Excess Beds	
	0-64 Years Old	2,890	18,200	158.8	359.2	957.9	359.2	16,400				5,891
	65-74 Years Old	5,781	3,100	1,864.8	2,370.9	6,322.4	2,370.9	2,700				6,401
	75+ Years Old	39,380	2,400	16,408.3	13,166.0	35,109.4	16,408.3	2,300				37,739
	Planning Area Totals			50,032			137.1	152				64

INVENTORY OF HEALTH CARE FACILITIES AND SERVICES AND NEED DETERMINATIONS

Illinois Health Facilities and Services Review Board
Illinois Department of Public Health

10/25/2021

Page A-23

General Long-Term Care Category of Service

Planning Area: Knox				General Nursing Care								
Facility Name		City	County/Area	Beds	2019 Patient Days							
ALLURE OF GALESBURG		GALESBURG	Knox County	108	35,357							
9/1/2020	Name Change	Formerly Aperion Care Galesburg										
4/2/2021	Name Change	Formerly Serenity of Galesburg.										
ALLURE OF LAKE STOREY		GALESBURG	Knox County	180	34,892							
4/1/2019	Name Change	Formerly Rosewood Care Center Galesburg.										
9/1/2020	Name Change	Formerly Aperion Care Galesburg North										
4/2/2021	Name Change	Formerly Serenity of Lake Storey.										
HEARTLAND OF GALESBURG		GALESBURG	Knox County	84	23,684							
KNOX COUNTY NURSING HOME		KNOXVILLE	Knox County	169	34,547							
MARIGOLD REHABILITATION HEALTHCARE CENTER		GALESBURG	Knox County	172	47,785							
SEMINARY MANOR		GALESBURG	Knox County	121	38,324							
Planning Area Totals				834	214,589							
HEALTH SERVICE AREA	AGE GROUPS	2019 Patient Days	2019 Population	2019 Use Rates (Per 1,000)	2019 Minimum Use Rates	2019 Maximum Use Rates						
	0-64 Years Old	309,814	517,500	598.7	359.2	957.9						
002	65-74 Years Old	308,215	78,000	3,951.5	2,370.9	6,322.4						
	75+ Years Old	1,266,133	57,700	21,943.4	13,166.0	35,109.4						
	2019 PSA Patient Days	2019 PSA Estimated Populations	2019 PSA Use Rates (Per 1,000)	2019 HSA Minimum Use Rates	2019 HSA Maximum Use Rates	2024 PSA Planned Use Rates	2024 PSA Projected Populations	2024 PSA Planned Patient Days				
0-64 Years Old	42,214	38,300	1,102.2	359.2	957.9	957.9	35,800	34,292	Planned Average Daily Census	Planned Bed Need (90% Occ.)	Excess Beds	
65-74 Years Old	43,778	6,700	6,534.0	2,370.9	6,322.4	6,322.4	5,800	36,670				
75+ Years Old	128,597	5,000	25,719.4	13,166.0	35,109.4	25,719.4	5,000	128,597				
Planning Area Totals									199,559	546.7	607	227

INVENTORY OF HEALTH CARE FACILITIES AND SERVICES AND NEED DETERMINATIONS

Illinois Health Facilities and Services Review Board
Illinois Department of Public Health

10/25/2021

Page A-24

General Long-Term Care Category of Service

Planning Area: LaSalle			General Nursing Care									
Facility Name		City	County/Area	Beds	2019 Patient Days							
APERION CARE MARSEILLES		MARSEILLES	LaSalle County	103	22,375							
HERITAGE MANOR - MENDOTA		MENDOTA	LaSalle County	85	23,856							
HERITAGE MANOR - PERU		PERU	LaSalle County	127	32,610							
HERITAGE MANOR - STREATOR		STREATOR	LaSalle County	130	37,092							
ILLINOIS VALLEY COMM. HOSP. (SWING BEDS)		PERU	LaSalle County	0	95							
ILLINOIS VETERANS HOME AT LASALLE		LASALLE	LaSalle County	190	63,695							
LASALLE COUNTY NURSING HOME		OTTAWA	LaSalle County	79	17,527							
1/12/2020	Bed Change	Facility discontinued 2 Nursing Care beds; facility now has 81 Nursing Care beds.										
9/23/2020	Bed Change	Discontinued 2 Nursing Care beds; facility now has 79 Nursing Care beds.										
MANOR COURT OF PERU		PERU	LaSalle County	130	40,003							
6/1/2019	Bed Change	Facility converted 12 Sheltered Care beds to Nursing Care; facility now has 126 Nursing Care and 4 Sheltered Care beds.										
6/1/2021	Bed Change	Facility converted 4 Sheltered Care beds to Nursing Care; facility now licensed for 130 Nursing Care beds.										
MENDOTA COMMUNITY HOSPITAL (SWING BEDS)		MENDOTA	LaSalle County	0	999							
MENDOTA LUTHERAN HOME		MENDOTA	LaSalle County	0	21,990							
2/28/2020	Closure	Facility closed; 99 Nursing Care and 14 Sheltered Care beds removed from Inventory.										
OTTAWA PAVILION		OTTAWA	LaSalle County	135	44,056							
PARKER NURSING AND REHABILITATION		STREATOR	LaSalle County	102	18,085							
PLEASANT VIEW LUTHERAN HOME		OTTAWA	LaSalle County	90	27,725							
Planning Area Totals				1,171	350,108							
HEALTH SERVICE AREA	AGE GROUPS	2019 Patient Days	2019 Population	2019 Use Rates (Per 1,000)	2019 Minimum Use Rates	2019 Maximum Use Rates						
002	0-64 Years Old	309,814	517,500	598.7	359.2	957.9						
	65-74 Years Old	308,215	78,000	3,951.5	2,370.9	6,322.4						
	75+ Years Old	1,266,133	57,700	21,943.4	13,166.0	35,109.4						
	2019 PSA Patient Days	2019 PSA Estimated Populations	2019 PSA Use Rates (Per 1,000)	2019 HSA Minimum Use Rates	2019 HSA Maximum Use Rates	2024 PSA Planned Use Rates	2024 PSA Projected Populations	2024 PSA Planned Patient Days				
0-64 Years Old	19,306	86,500	223.2	359.2	957.9	359.2	85,900	30,856	Planned Average Daily Census	Planned Bed Need (90% Occ.)	Beds Needed	
65-74 Years Old	62,002	12,900	4,806.4	2,370.9	6,322.4	4,806.4	13,900	66,808				
75+ Years Old	268,800	9,700	27,711.3	13,166.0	35,109.4	27,711.3	10,600	293,740				
Planning Area Totals									391,404	1,072.3	1,191	20

INVENTORY OF HEALTH CARE FACILITIES AND SERVICES AND NEED DETERMINATIONS

Illinois Health Facilities and Services Review Board
Illinois Department of Public Health

10/25/2021

Page A-25

General Long-Term Care Category of Service

Planning Area: McDonough			General Nursing Care		
Facility Name		City	County/Area	Beds	2019 Patient Days
COUNTRYVIEW CARE CTR OF MACOMB		MACOMB	McDonough County	62	18,931
MACOMB POST ACUTE CARE CENTER		MACOMB	McDonough County	80	21,720
6/1/2021	Name Change	Formerly Heartland of Macomb			
MCDONOUGH DISTRICT HOSPITAL (SWING BEDS)		MACOMB	McDonough County	0	327
PRAIRIE CITY REHABILITATION & HEALTH CARE		PRAIRIE CITY	McDonough County	47	9,523
THE ELMS (MCDONOUGH COUNTY NURSING HOME)		MACOMB	McDonough County	98	28,577
WESLEY VILLAGE		MACOMB	McDonough County	73	22,785
Planning Area Totals				360	101,863

HEALTH SERVICE AREA	AGE GROUPS	2019 Patient Days	2019 Population	2019 Use Rates (Per 1,000)	2019 Minimum Use Rates	2019 Maximum Use Rates
002	0-64 Years Old	309,814	517,500	598.7	359.2	957.9
	65-74 Years Old	308,215	78,000	3,951.5	2,370.9	6,322.4
	75+ Years Old	1,266,133	57,700	21,943.4	13,166.0	35,109.4

	2019 PSA Patient Days	2019 PSA Estimated Populations	2019 PSA Use Rates (Per 1,000)	2019 HSA Minimum Use Rates	2019 HSA Maximum Use Rates	2024 PSA Planned Use Rates	2024 PSA Projected Populations	2024 PSA Planned Patient Days				
0-64 Years Old	16,718	24,000	696.6	359.2	957.9	696.6	24,600	17,136	Planned Average Daily Census	Planned Bed Need (90% Occ.)	Excess Beds	
65-74 Years Old	15,940	3,300	4,830.3	2,370.9	6,322.4	4,830.3	2,700	13,042				
75+ Years Old	69,205	2,500	27,682.0	13,166.0	35,109.4	27,682.0	2,100	58,132				
Planning Area Totals									88,310	241.9	269	91

INVENTORY OF HEALTH CARE FACILITIES AND SERVICES AND NEED DETERMINATIONS

Illinois Health Facilities and Services Review Board
Illinois Department of Public Health

10/25/2021

Page A-26

General Long-Term Care Category of Service

Planning Area: Marshall/Stark						General Nursing Care					
Facility Name			City	County/Area		Beds	2019 Patient Days				
APERION CARE OF TOLUCA			TOLUCA	Marshall County		104	28,732				
HENRY REHAB AND NURSING			HENRY	Marshall County		94	23,124				
6/1/2021	Name Change	Formerly Heartland of Henry									
LACON REHAB AND NURSING			LACON	Marshall County		93	26,589				
7/15/2020	Name Change	Formerly St. Joseph Nursing Home.									
TOULON REHAB & HEALTH CARE CTR			TOULON	Stark County		136	25,631				
Planning Area Totals						427	104,076				
HEALTH SERVICE AREA	AGE GROUPS	2019 Patient Days	2019 Population	2019 Use Rates (Per 1,000)	2019 Minimum Use Rates	2019 Maximum Use Rates					
	0-64 Years Old	309,814	517,500	598.7	359.2	957.9					
002	65-74 Years Old	308,215	78,000	3,951.5	2,370.9	6,322.4					
	75+ Years Old	1,266,133	57,700	21,943.4	13,166.0	35,109.4					
	2019 PSA Patient Days	2019 PSA Estimated Populations	2019 PSA Use Rates (Per 1,000)	2019 HSA Minimum Use Rates	2019 HSA Maximum Use Rates	2024 PSA Planned Use Rates	2024 PSA Projected Populations	2024 PSA Planned Patient Days			
0-64 Years Old	24,509	12,700	1,929.8	359.2	957.9	957.9	12,100	11,590	Planned Average Daily Census	Planned Bed Need (90% Occ.)	Excess Beds
65-74 Years Old	15,985	2,300	6,950.0	2,370.9	6,322.4	6,322.4	2,300	14,541			
75+ Years Old	63,582	1,900	33,464.2	13,166.0	35,109.4	33,464.2	2,200	73,621			
Planning Area Totals								99,753	273.3	304	123

INVENTORY OF HEALTH CARE FACILITIES AND SERVICES AND NEED DETERMINATIONS

Illinois Health Facilities and Services Review Board
Illinois Department of Public Health

10/25/2021

Page A-27

General Long-Term Care Category of Service

Planning Area: Peoria			General Nursing Care		
Facility Name		City	County/Area	Beds	2019 Patient Days
APERION CARE PEORIA HEIGHTS		PEORIA HEIGHTS	Peoria County	110	28,935
APOSTOLIC CHRISTIAN SKYLINES		PEORIA	Peoria County	62	19,666
7/20/2021	Bed Change	Facility added 5 Nursing Care beds. Facility now has 62 Nursing Care beds.			
CHRISTIAN BUEHLER MEM HOME		PEORIA	Peoria County	78	19,224
CORNERSTONE REHABILITATION & HEALTHCARE		PEORIA HEIGHTS	Peoria County	94	14,947
GENERATIONS AT PEORIA		PEORIA	Peoria County	144	41,610
HEDDINGTON OAKS		PEORIA	Peoria County	214	52,315
HERITAGE HEALTH - CHILLICOTHE		CHILLICOTHE	Peoria County	106	29,152
JOHN C PROCTOR ENDOW HOME		PEORIA	Peoria County	59	17,287
MANOR COURT OF PEORIA		PEORIA	Peoria County	50	11,973
PROCTOR MEMORIAL HOSPITAL		PEORIA	Peoria County	43	9,687
RIVER CROSSING OF PEORIA		PEORIA	Peoria County	120	22,235
2/1/2020	Name Change	Formerly Rosewood Care Center of Peoria.			
6/1/2021	Name Change	Formerly University Rehab at Northmoor			
SHARON HEALTH CARE ELMS		PEORIA	Peoria County	98	27,416
SHARON HEALTH CARE PINES		PEORIA	Peoria County	116	36,143
SHARON HEALTH CARE WILLOWS		PEORIA	Peoria County	218	53,157
THE LUTHERAN HOME		PEORIA	Peoria County	107	29,112
6/10/2019	14-045	Project completed and licensed bed capacity increased to 107.			
Planning Area Totals				1,619	412,859

HEALTH SERVICE AREA	AGE GROUPS	2019 Patient Days	2019 Population	2019 Use Rates (Per 1,000)	2019 Minimum Use Rates	2019 Maximum Use Rates
002	0-64 Years Old	309,814	517,500	598.7	359.2	957.9
	65-74 Years Old	308,215	78,000	3,951.5	2,370.9	6,322.4
	75+ Years Old	1,266,133	57,700	21,943.4	13,166.0	35,109.4

	2019 PSA Patient Days	2019 PSA Estimated Populations	2019 PSA Use Rates (Per 1,000)	2019 HSA Minimum Use Rates	2019 HSA Maximum Use Rates	2024 PSA Planned Use Rates	2024 PSA Projected Populations	2024 PSA Planned Patient Days				
0-64 Years Old	110,840	145,800	760.2	359.2	957.9	760.2	142,800	108,559	Planned Average Daily Census	Planned Bed Need (90% Occ.)	Excess Beds	
65-74 Years Old	62,487	19,900	3,140.1	2,370.9	6,322.4	3,140.1	19,100	59,975				
75+ Years Old	239,532	13,900	17,232.5	13,166.0	35,109.4	17,232.5	14,100	242,979				
Planning Area Totals									411,513	1,127.4	1,253	366

INVENTORY OF HEALTH CARE FACILITIES AND SERVICES AND NEED DETERMINATIONS

Illinois Health Facilities and Services Review Board
Illinois Department of Public Health

10/25/2021

Page A-28

General Long-Term Care Category of Service

Planning Area: Tazewell			General Nursing Care		
Facility Name		City	County/Area	Beds	2019 Patient Days
APERION CARE MORTON TERRACE		MORTON	Tazewell County	0	
2/22/2019	Closure	Facility ceased operations; 166 Nursing Care beds removed from inventory.			
APERION CARE MORTON VILLA		MORTON	Tazewell County	106	33,965
APOSTOLIC CHRISTIAN RESTMORE		MORTON	Tazewell County	116	36,640
FONDULAC REHAB & HEALTHCARE CTR		EAST PEORIA	Tazewell County	98	19,390
GENERATIONS AT RIVERVIEW		EAST PEORIA	Tazewell County	71	16,951
HALLMARK HEALTHCARE OF PEKIN		PEKIN	Tazewell County	71	18,421
4/1/2020	Name Change	Formerly Hallmark House Nursing Center.			
HOPEDALE HOSPITAL (SWING BEDS)		HOPEDALE	Tazewell County	0	1,021
HOPEDALE NURSING HOME		HOPEDALE	Tazewell County	59	19,544
6/19/2019	Address Cha	Address changed from 2nd Street to 122 NW Grove Street in Hopedale.			
PEKIN MANOR		PEKIN	Tazewell County	130	29,096
RIVER CROSSING OF EAST PEORIA		EAST PEORIA	Tazewell County	120	27,128
2/1/2020	Name Change	Formerly Rosewood Care Center East Peoria.			
6/1/2021	Name Change	Formerly Lakeside Rehab & Healthcare.			
TIMBERCREEK REHAB & HEALTH CARE		PEKIN	Tazewell County	202	25,121
WASHINGTON SENIOR LIVING		WASHINGTON	Tazewell County	122	24,508
10/1/2019	Name Change	Formerly Washington Christian Village.			
Planning Area Totals				1,095	251,785

HEALTH SERVICE AREA	AGE GROUPS	2019 Patient Days	2019 Population	2019 Use Rates (Per 1,000)	2019 Minimum Use Rates	2019 Maximum Use Rates
	0-64 Years Old	309,814	517,500	598.7	359.2	957.9
002	65-74 Years Old	308,215	78,000	3,951.5	2,370.9	6,322.4
	75+ Years Old	1,266,133	57,700	21,943.4	13,166.0	35,109.4

	2019 PSA Patient Days	2019 PSA Estimated Populations	2019 PSA Use Rates (Per 1,000)	2019 HSA Minimum Use Rates	2019 HSA Maximum Use Rates	2024 PSA Planned Use Rates	2024 PSA Projected Populations	2024 PSA Planned Patient Days				
0-64 Years Old	35,709	105,000	340.1	359.2	957.9	359.2	104,800	37,645	Planned Average Daily Census	Planned Bed Need (90% Occ.)	Excess Beds	
65-74 Years Old	44,090	15,800	2,790.5	2,370.9	6,322.4	2,790.5	15,800	44,090				
75+ Years Old	171,986	11,500	14,955.3	13,166.0	35,109.4	14,955.3	13,300	198,906				
Planning Area Totals									280,640	768.9	854	241

INVENTORY OF HEALTH CARE FACILITIES AND SERVICES AND NEED DETERMINATIONS

Illinois Health Facilities and Services Review Board
Illinois Department of Public Health

10/25/2021

Page A-29

General Long-Term Care Category of Service

Planning Area: Woodford			General Nursing Care		
Facility Name		City	County/Area	Beds	2019 Patient Days
APOSTOLIC CHRISTIAN - EUREKA		EUREKA	Woodford County	100	32,540
APOSTOLIC CHRISTIAN - ROANOKE		ROANOKE	Woodford County	60	16,431
EL PASO HEALTH CARE CENTER		EL PASO	Woodford County	123	33,914
EUREKA HOSPITAL (SWING BEDS)		EUREKA	Woodford County	0	1,196
HERITAGE MANOR - EL PASO		EL PASO	Woodford County	65	21,119
HERITAGE MANOR - MINONK		MINONK	Woodford County	49	11,695
LOFT REHABILITATION & NURSING		EUREKA	Woodford County	92	23,284
SNYDER VILLAGE		METAMORA	Woodford County	106	34,295
7/25/2019	Bed Change	Facility added 2 Nursing Care beds; facility now has 106 Nursing Care beds.			
Planning Area Totals				595	174,474

HEALTH SERVICE AREA	AGE GROUPS	2019 Patient Days	2019 Population	2019 Use Rates (Per 1,000)	2019 Minimum Use Rates	2019 Maximum Use Rates
002	0-64 Years Old	309,814	517,500	598.7	359.2	957.9
	65-74 Years Old	308,215	78,000	3,951.5	2,370.9	6,322.4
	75+ Years Old	1,266,133	57,700	21,943.4	13,166.0	35,109.4

	2019 PSA Patient Days	2019 PSA Estimated Populations	2019 PSA Use Rates (Per 1,000)	2019 HSA Minimum Use Rates	2019 HSA Maximum Use Rates	2024 PSA Planned Use Rates	2024 PSA Projected Populations	2024 PSA Planned Patient Days				
0-64 Years Old	27,099	30,900	877.0	359.2	957.9	877.0	31,500	27,625	Planned Average Daily Census	Planned Bed Need (90% Occ.)	Excess Beds	
65-74 Years Old	19,304	4,400	4,387.3	2,370.9	6,322.4	4,387.3	4,800	21,059				
75+ Years Old	128,071	3,300	38,809.4	13,166.0	35,109.4	35,109.4	3,700	129,905				
Planning Area Totals									178,589	489.3	544	51

INVENTORY OF HEALTH CARE FACILITIES AND SERVICES AND NEED DETERMINATIONS
General Nursing Care

Illinois Health Facilities and Services Review Board
Illinois Department of Public Health

10/26/2021
Page A - 30

INVENTORY OF HEALTH CARE FACILITIES

**HEALTH
SERVICE
AREA**

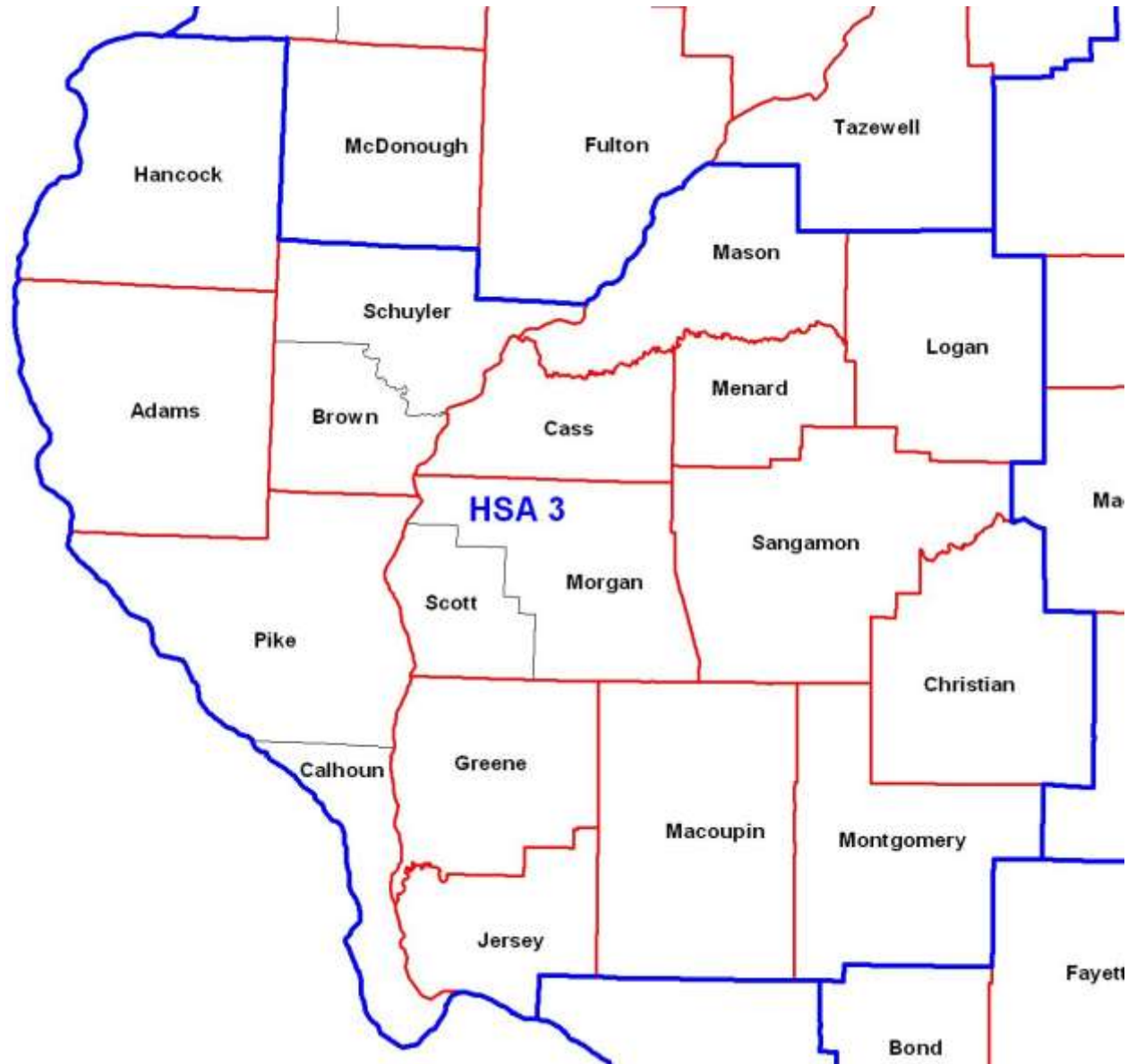
3

INVENTORY OF HEALTH CARE FACILITIES AND SERVICES AND NEED DETERMINATIONS
General Nursing Care

Illinois Health Facilities and Services Review Board
Illinois Department of Public Health

10/26/2021
Page A - 31

Health Service Area 3



INVENTORY OF HEALTH CARE FACILITIES AND SERVICES AND NEED DETERMINATIONS
General Nursing Care

Illinois Health Facilities and Services Review Board
Illinois Department of Public Health

10/26/2021
Page A - 32

Summary of General Long-Term Nursing Care Beds and Need by Planning Area				
Health Service Area 3				
PLANNING AREA	EXISTING BEDS	PROJECTED BEDS NEEDED - 2024	ADDITIONAL BEDS NEEDED	EXCESS BEDS
Adams County	987	826	0	161
Brown/Schuyler Counties	179	134	0	45
Calhoun/Pike Counties	337	267	0	70
Cass County	150	134	0	16
Christian County	427	327	0	100
Greene County	119	117	0	2
Hancock County	0	139	139	0
Jersey County	369	335	0	34
Logan County	446	372	0	74
Macoupin County	606	518	0	88
Mason County	164	113	0	51
Menard County	106	108	2	0
Montgomery County	480	379	0	101
Morgan/Scott Counties	551	419	0	132
Sangamon County	1169	1094	0	75
HSA 3 TOTALS	6090	5282	141	949

INVENTORY OF HEALTH CARE FACILITIES AND SERVICES AND NEED DETERMINATIONS

Illinois Health Facilities and Services Review Board
Illinois Department of Public Health

10/25/2021

Page A-33

General Long-Term Care Category of Service

Planning Area: Adams			General Nursing Care		
Facility Name		City	County/Area	Beds	2019 Patient Days
BLESSING HOSPITAL		QUINCY	Adams County	20	5,829
GOLDEN GOOD SHEPHERD HOME		GOLDEN	Adams County	46	12,518
GOOD SAMARITAN HOME		QUINCY	Adams County	203	55,313
ILLINOIS VETERANS HOME AT QUINCY		QUINCY	Adams County	386	111,872
NORTH ADAMS COUNTY NURSING HOME		MENDON	Adams County	0	
10/22/2019	Closure	Facility closed; 92 Nursing Care beds removed from inventory.			
QUINCY HEALTHCARE & SR LIVING		QUINCY	Adams County	90	23,791
10/1/2021	Name Change	Formerly St Vincent's Home.			
SUNSET HOME		QUINCY	Adams County	132	47,660
5/7/2019	Bed Change	Facility discontinued 22 Nursing Care beds; facility now has 160 Nursing Care beds.			
7/23/2021	Bed Change	Facility discontinued 28 Nursing Care beds; facility now has 132 Nnursing Care beds.			
TIMBER POINT HEALTHCARE CENTER		CAMP POINT	Adams County	110	26,074
Planning Area Totals				987	283,057

HEALTH SERVICE AREA	AGE GROUPS	2019 Patient Days	2019 Population	2019 Use Rates (Per 1,000)	2019 Minimum Use Rates	2019 Maximum Use Rates
003	0-64 Years Old	195,124	441,300	442.2	265.3	707.5
	65-74 Years Old	266,279	67,500	3,944.9	2,366.9	6,311.8
	75+ Years Old	1,190,021	50,000	23,800.4	14,280.3	38,080.7

	2019 PSA Patient Days	2019 PSA Estimated Populations	2019 PSA Use Rates (Per 1,000)	2019 HSA Minimum Use Rates	2019 HSA Maximum Use Rates	2024 PSA Planned Use Rates	2024 PSA Projected Populations	2024 PSA Planned Patient Days				
0-64 Years Old	20,632	51,300	402.2	265.3	707.5	402.2	48,400	19,466	Planned Average Daily Census	Planned Bed Need (90% Occ.)	Excess Beds	
65-74 Years Old	39,816	7,700	5,170.9	2,366.9	6,311.8	5,170.9	7,600	39,299				
75+ Years Old	222,609	6,700	33,225.2	14,280.3	38,080.7	33,225.2	6,400	212,641				
Planning Area Totals									271,406	743.6	826	161

INVENTORY OF HEALTH CARE FACILITIES AND SERVICES AND NEED DETERMINATIONS

Illinois Health Facilities and Services Review Board
Illinois Department of Public Health

10/25/2021

Page A-34

General Long-Term Care Category of Service

Planning Area: Brown/Schuyler		General Nursing Care									
Facility Name		City	County/Area		Beds	2019 Patient Days					
HERITAGE HEALTH - MT. STERLING		MOUNT STERLING	Brown County		80	17,637					
RUSHVILLE NURSING & REHAB CENTER		RUSHVILLE	Schuyler County		99	23,630					
SARAH CULBERTSON MEM HOSP (SWING BEDS)		RUSHVILLE	Schuyler County		0	0					
Planning Area Totals					179	41,267					
HEALTH SERVICE AREA	AGE GROUPS	2019 Patient Days	2019 Population	2019 Use Rates (Per 1,000)	2019 Minimum Use Rates	2019 Maximum Use Rates					
003	0-64 Years Old	195,124	441,300	442.2	265.3	707.5					
	65-74 Years Old	266,279	67,500	3,944.9	2,366.9	6,311.8					
	75+ Years Old	1,190,021	50,000	23,800.4	14,280.3	38,080.7					
0-64 Years Old	2019 PSA Patient Days	2019 PSA Estimated Populations	2019 PSA Use Rates (Per 1,000)	2019 HSA Minimum Use Rates	2019 HSA Maximum Use Rates	2024 PSA Planned Use Rates	2024 PSA Projected Populations	2024 PSA Planned Patient Days	Planned Average Daily Census	Planned Bed Need (90% Occ.)	Excess Beds
	4,543	10,700	424.6	265.3	707.5	424.6	11,300	4,798			
	8,329	1,600	5,205.6	2,366.9	6,311.8	5,205.6	1,600	8,329			
	28,395	1,100	25,813.6	14,280.3	38,080.7	25,813.6	1,200	30,976			
	Planning Area Totals							44,103			

INVENTORY OF HEALTH CARE FACILITIES AND SERVICES AND NEED DETERMINATIONS

Illinois Health Facilities and Services Review Board
Illinois Department of Public Health

10/25/2021

Page A-35

General Long-Term Care Category of Service

Planning Area: Calhoun/Pike						General Nursing Care					
Facility Name		City	County/Area		Beds	2019 Patient Days					
BARRY COMMUNITY CARE CENTER		BARRY	Pike County		76	19,179					
CALHOUN NSG & REHAB CENTER		HARDIN	Calhoun County		80	25,819					
EASTSIDE HEALTH & REHAB CENTER		PITTSFIELD	Pike County		92	16,501					
ILLINI COMMUNITY HOSPITAL (SWING BEDS)		PITTSFIELD	Pike County		0	0					
PITTSFIELD MANOR		PITTSFIELD	Pike County		89	27,098					
Planning Area Totals					337	88,597					
HEALTH SERVICE AREA	AGE GROUPS	2019 Patient Days	2019 Population	2019 Use Rates (Per 1,000)	2019 Minimum Use Rates	2019 Maximum Use Rates					
003	0-64 Years Old	195,124	441,300	442.2	265.3	707.5					
	65-74 Years Old	266,279	67,500	3,944.9	2,366.9	6,311.8					
	75+ Years Old	1,190,021	50,000	23,800.4	14,280.3	38,080.7					
0-64 Years Old	2019 PSA Patient Days	2019 PSA Estimated Populations	2019 PSA Use Rates (Per 1,000)	2019 HSA Minimum Use Rates	2019 HSA Maximum Use Rates	2024 PSA Planned Use Rates	2024 PSA Projected Populations	2024 PSA Planned Patient Days	Planned Average Daily Census	Planned Bed Need (90% Occ.)	Excess Beds
	5,370	15,700	342.0	265.3	707.5	342.0	14,500	4,960			
	13,040	2,600	5,015.4	2,366.9	6,311.8	5,015.4	2,500	12,538			
	70,187	2,200	31,903.2	14,280.3	38,080.7	31,903.2	2,200	70,187			
	Planning Area Totals						87,685	240.2			

INVENTORY OF HEALTH CARE FACILITIES AND SERVICES AND NEED DETERMINATIONS

Illinois Health Facilities and Services Review Board
Illinois Department of Public Health

10/25/2021

Page A-36

General Long-Term Care Category of Service

Planning Area: Cass							General Nursing Care						
Facility Name		City		County/Area		Beds		2019 Patient Days					
HERITAGE MANOR - BEARDSTOWN SOUTH		BEARDSTOWN		Cass County		79		20,717					
WALKER NURSING HOME		VIRGINIA		Cass County		71		14,307					
Planning Area Totals						150		35,024					
HEALTH SERVICE AREA	AGE GROUPS	2019 Patient Days	2019 Population	2019 Use Rates (Per 1,000)		2019 Minimum Use Rates		2019 Maximum Use Rates					
003	0-64 Years Old	195,124	441,300	442.2		265.3		707.5					
	65-74 Years Old	266,279	67,500	3,944.9		2,366.9		6,311.8					
	75+ Years Old	1,190,021	50,000	23,800.4		14,280.3		38,080.7					
	2019 PSA Patient Days	2019 PSA Estimated Populations	2019 PSA Use Rates (Per 1,000)	2019 HSA Minimum Use Rates	2019 HSA Maximum Use Rates	2024 PSA Planned Use Rates	2024 PSA Projected Populations	2024 PSA Planned Patient Days					
0-64 Years Old	0	9,800	0.0	265.3	707.5	265.3	10,100	2,679	Planned Average Daily Census	Planned Bed Need (90% Occ.)	Excess Beds		
65-74 Years Old	4,896	1,300	3,766.2	2,366.9	6,311.8	3,766.2	1,400	5,273					
75+ Years Old	30,128	1,000	30,128.0	14,280.3	38,080.7	30,128.0	1,200	36,154					
Planning Area Totals						44,106		120.8		134		16	

INVENTORY OF HEALTH CARE FACILITIES AND SERVICES AND NEED DETERMINATIONS

Illinois Health Facilities and Services Review Board
Illinois Department of Public Health

10/25/2021

Page A-37

General Long-Term Care Category of Service

Planning Area: Christian			General Nursing Care		
Facility Name		City	County/Area	Beds	2019 Patient Days
HERITAGE HEALTH - PANA		PANA	Christian County	128	35,576
PANA COMMUNITY HOSPITAL (SWING BEDS)		PANA	Christian County	0	533
PRAIRIE ROSE HEALTHCARE CENTER		PANA	Christian County	105	19,315
TAYLORVILLE CARE CENTER		TAYLORVILLE	Christian County	98	24,432
TAYLORVILLE MEMORIAL HOSPITAL (SWING BEDS)		TAYLORVILLE	Christian County	0	2,605
TAYLORVILLE SKILLED NURSING & REHAB		TAYLORVILLE	Christian County	96	18,883
9/1/2019	Name Change	Formerly Meadow Manor Skilled Nursing & Rehab.			
Planning Area Totals				427	101,344

HEALTH SERVICE AREA	AGE GROUPS	2019 Patient Days	2019 Population	2019 Use Rates (Per 1,000)	2019 Minimum Use Rates	2019 Maximum Use Rates
003	0-64 Years Old	195,124	441,300	442.2	265.3	707.5
	65-74 Years Old	266,279	67,500	3,944.9	2,366.9	6,311.8
	75+ Years Old	1,190,021	50,000	23,800.4	14,280.3	38,080.7

	2019 PSA Patient Days	2019 PSA Estimated Populations	2019 PSA Use Rates (Per 1,000)	2019 HSA Minimum Use Rates	2019 HSA Maximum Use Rates	2024 PSA Planned Use Rates	2024 PSA Projected Populations	2024 PSA Planned Patient Days				
0-64 Years Old	9,075	25,400	357.3	265.3	707.5	357.3	25,000	8,932	Planned Average Daily Census	Planned Bed Need (90% Occ.)	Excess Beds	
65-74 Years Old	19,286	3,800	5,075.3	2,366.9	6,311.8	5,075.3	4,100	20,809				
75+ Years Old	72,983	3,100	23,542.9	14,280.3	38,080.7	23,542.9	3,300	77,692				
Planning Area Totals									107,432	294.3	327	100

Illinois Health Facilities and Services Review Board
Illinois Department of Public Health

Page A-38

Planning Area: Greene									General Nursing Care		
Facility Name		City		County/Area				Beds	2019 Patient Days		
THOMAS H BOYD MEMORIAL HOSP (SWING BEDS)		CARROLLTON		Greene County				0	502		
WHITE HALL NSG & REHAB CENTER		WHITE HALL		Greene County				119	38,949		
Planning Area Totals								119	39,451		
HEALTH SERVICE AREA	AGE GROUPS	2019 Patient Days	2019 Population	2019 Use Rates (Per 1,000)	2019 Minimum Use Rates	2019 Maximum Use Rates					
003	0-64 Years Old	195,124	441,300	442.2	265.3	707.5					
	65-74 Years Old	266,279	67,500	3,944.9	2,366.9	6,311.8					
	75+ Years Old	1,190,021	50,000	23,800.4	14,280.3	38,080.7					
	2019 PSA Patient Days	2019 PSA Estimated Populations	2019 PSA Use Rates (Per 1,000)	2019 HSA Minimum Use Rates	2019 HSA Maximum Use Rates	2024 PSA Planned Use Rates	2024 PSA Projected Populations	2024 PSA Planned Patient Days			
0-64 Years Old	6,511	10,200	638.3	265.3	707.5	638.3	9,200	5,873	Planned Average Daily Census	Planned Bed Need (90% Occ.)	Excess Beds
65-74 Years Old	7,278	1,600	4,548.8	2,366.9	6,311.8	4,548.8	1,500	6,823			
75+ Years Old	25,662	1,200	21,385.0	14,280.3	38,080.7	21,385.0	1,200	25,662			
Planning Area Totals								38,358	105.1	117	2

INVENTORY OF HEALTH CARE FACILITIES AND SERVICES AND NEED DETERMINATIONS

Illinois Health Facilities and Services Review Board
Illinois Department of Public Health

10/25/2021

Page A-39

General Long-Term Care Category of Service

Planning Area: Hancock		General Nursing Care				
Facility Name		City	County/Area	Beds	2019 Patient Days	
LAHARPE DAVIER HEALTH CARE CTR		LAHARPE	Hancock County	0	8,582	
12/31/2020	Closure	Facility ceased operations; 45 Nursing Care beds removed from inventory.				
MEMORIAL HOSPITAL (SWING BEDS)		CARTHAGE	Hancock County	0	819	
MONTEBELLO HEALTH CARE CENTER		HAMILTON	Hancock County	0	28,536	
4/1/2021	Closure	Facility closed; 139 Nursing Care beds removed from inventory.				
Planning Area Totals				0	37,937	

HEALTH SERVICE AREA	AGE GROUPS	2019 Patient Days	2019 Population	2019 Use Rates (Per 1,000)	2019 Minimum Use Rates	2019 Maximum Use Rates
003	0-64 Years Old	195,124	441,300	442.2	265.3	707.5
	65-74 Years Old	266,279	67,500	3,944.9	2,366.9	6,311.8
	75+ Years Old	1,190,021	50,000	23,800.4	14,280.3	38,080.7

	2019 PSA Patient Days	2019 PSA Estimated Populations	2019 PSA Use Rates (Per 1,000)	2019 HSA Minimum Use Rates	2019 HSA Maximum Use Rates	2024 PSA Planned Use Rates	2024 PSA Projected Populations	2024 PSA Planned Patient Days				
0-64 Years Old	4,463	13,400	333.1	265.3	707.5	333.1	11,500	3,830	Planned Average Daily Census	Planned Bed Need (90% Occ.)	Beds Needed	
65-74 Years Old	7,439	2,500	2,975.6	2,366.9	6,311.8	2,975.6	2,500	7,439				
75+ Years Old	26,035	1,900	13,702.6	14,280.3	38,080.7	14,280.3	2,400	34,273				
Planning Area Totals									45,542	124.8	139	139

INVENTORY OF HEALTH CARE FACILITIES AND SERVICES AND NEED DETERMINATIONS

Illinois Health Facilities and Services Review Board
Illinois Department of Public Health

10/25/2021

Page A-40

General Long-Term Care Category of Service

Planning Area: Jersey						General Nursing Care				
Facility Name		City	County/Area		Beds	2019 Patient Days				
JERSEY COMMUNITY HOSPITAL (SWING BEDS)		JERSEYVILLE	Jersey County		0	185				
JERSEYVILLE MANOR		JERSEYVILLE	Jersey County		160	52,131				
JERSEYVILLE NSG & REHAB CENTER		JERSEYVILLE	Jersey County		111	27,624				
WILLOW ROSE REHAB & HEALTH CARE		JERSEYVILLE	Jersey County		98	17,465				
Planning Area Totals					369	97,405				
HEALTH SERVICE AREA	AGE GROUPS	2019 Patient Days	2019 Population	2019 Use Rates (Per 1,000)	2019 Minimum Use Rates	2019 Maximum Use Rates				
003	0-64 Years Old	195,124	441,300	442.2	265.3	707.5				
	65-74 Years Old	266,279	67,500	3,944.9	2,366.9	6,311.8				
	75+ Years Old	1,190,021	50,000	23,800.4	14,280.3	38,080.7				
	2019 PSA Patient Days	2019 PSA Estimated Populations	2019 PSA Use Rates (Per 1,000)	2019 HSA Minimum Use Rates	2019 HSA Maximum Use Rates	2024 PSA Planned Use Rates	2024 PSA Projected Populations	2024 PSA Planned Patient Days		
	0-64 Years Old	5,730	17,200	333.1	265.3	707.5	333.1	18,000	5,997	
	65-74 Years Old	14,897	2,600	5,729.6	2,366.9	6,311.8	5,729.6	2,900	16,616	Planned Average Daily Census
	75+ Years Old	76,778	2,000	38,389.0	14,280.3	38,080.7	38,080.7	2,300	87,586	Planned Bed Need (90% Occ.)
				Planning Area Totals			110,198	301.9	335	Excess Beds

INVENTORY OF HEALTH CARE FACILITIES AND SERVICES AND NEED DETERMINATIONS

Illinois Health Facilities and Services Review Board
Illinois Department of Public Health

10/25/2021

Page A-41

General Long-Term Care Category of Service

Planning Area: Logan			General Nursing Care		
Facility Name		City	County/Area	Beds	2019 Patient Days
ABRAHAM LINCOLN HOSPITAL (SWING BEDS)		LINCOLN	Logan County	0	1,683
CHRISTIAN NURSING HOME		LINCOLN	Logan County	124	38,977
H & J VON DER LIETH LIVING CENTER		MOUNT PULASKI	Logan County	90	21,784
LINCOLN VILLAGE HEALTHCARE		LINCOLN	Logan County	126	30,390
6/1/2021	Name Change	Formerly Generations at Lincoln			
ST. CLARA'S REHAB & SENIOR CARE		LINCOLN	Logan County	106	33,276
Planning Area Totals				446	126,110

HEALTH SERVICE AREA	AGE GROUPS	2019 Patient Days	2019 Population	2019 Use Rates (Per 1,000)	2019 Minimum Use Rates	2019 Maximum Use Rates
003	0-64 Years Old	195,124	441,300	442.2	265.3	707.5
	65-74 Years Old	266,279	67,500	3,944.9	2,366.9	6,311.8
	75+ Years Old	1,190,021	50,000	23,800.4	14,280.3	38,080.7

	2019 PSA Patient Days	2019 PSA Estimated Populations	2019 PSA Use Rates (Per 1,000)	2019 HSA Minimum Use Rates	2019 HSA Maximum Use Rates	2024 PSA Planned Use Rates	2024 PSA Projected Populations	2024 PSA Planned Patient Days			
0-64 Years Old	19,207	23,000	835.1	265.3	707.5	707.5	22,300	15,776	Planned Average Daily Census	Planned Bed Need (90% Occ.)	Excess Beds
65-74 Years Old	16,307	3,100	5,260.3	2,366.9	6,311.8	5,260.3	3,000	15,781			
75+ Years Old	90,596	2,600	34,844.6	14,280.3	38,080.7	34,844.6	2,600	90,596			
Planning Area Totals								122,153	334.7	372	74

INVENTORY OF HEALTH CARE FACILITIES AND SERVICES AND NEED DETERMINATIONS

Illinois Health Facilities and Services Review Board
Illinois Department of Public Health

10/25/2021

Page A-42

General Long-Term Care Category of Service

Planning Area: Macoupin			General Nursing Care		
Facility Name		City	County/Area	Beds	2019 Patient Days
CARLINVILLE AREA HOSPITAL (SWING BEDS)		CARLINVILLE	Macoupin County	0	1,484
CARLINVILLE REHAB & HCC		CARLINVILLE	Macoupin County	98	27,080
COMMUNITY MEMORIAL HOSP (SWING BEDS)		STAUNTON	Macoupin County	0	580
HALLMARK HC OF CARLINVILLE		CARLINVILLE	Macoupin County	49	9,850
9/1/2019	Name Change	Formerly Friendship Skilled Nursing & Rehab.			
HERITAGE HEALTH - CARLINVILLE		CARLINVILLE	Macoupin County	95	27,580
HERITAGE HEALTH - GILLESPIE		GILLESPIE	Macoupin County	100	20,726
HERITAGE HEALTH - STAUNTON		STAUNTON	Macoupin County	90	22,235
ROBINGS MANOR RHC		BRIGHTON	Macoupin County	75	18,830
SUNRISE SKILLED NURSING & REHAB		VIRDEN	Macoupin County	99	23,513
Planning Area Totals				606	151,878

HEALTH SERVICE AREA	AGE GROUPS	2019 Patient Days	2019 Population	2019 Use Rates (Per 1,000)	2019 Minimum Use Rates	2019 Maximum Use Rates
003	0-64 Years Old	195,124	441,300	442.2	265.3	707.5
	65-74 Years Old	266,279	67,500	3,944.9	2,366.9	6,311.8
	75+ Years Old	1,190,021	50,000	23,800.4	14,280.3	38,080.7

	2019 PSA Patient Days	2019 PSA Estimated Populations	2019 PSA Use Rates (Per 1,000)	2019 HSA Minimum Use Rates	2019 HSA Maximum Use Rates	2024 PSA Planned Use Rates	2024 PSA Projected Populations	2024 PSA Planned Patient Days			
0-64 Years Old	17,576	35,300	497.9	265.3	707.5	497.9	33,500	16,680	Planned Average Daily Census	Planned Bed Need (90% Occ.)	Excess Beds
65-74 Years Old	26,590	5,800	4,584.5	2,366.9	6,311.8	4,584.5	6,000	27,507			
75+ Years Old	107,712	4,100	26,271.2	14,280.3	38,080.7	26,271.2	4,800	126,102			
Planning Area Totals								170,289	466.5	518	88

Excess Beds

INVENTORY OF HEALTH CARE FACILITIES AND SERVICES AND NEED DETERMINATIONS

Illinois Health Facilities and Services Review Board
Illinois Department of Public Health

10/25/2021

Page A-43

General Long-Term Care Category of Service

Planning Area: Mason		General Nursing Care									
Facility Name		City	County/Area		Beds	2019 Patient Days					
HAVANA HEALTH CARE CENTER		HAVANA	Mason County		98	19,472					
MASON CITY AREA NURSING HOME		MASON CITY	Mason County		66	19,848					
MASON DISTRICT HOSPITAL (SWING BEDS)		HAVANA	Mason County		0	713					
Planning Area Totals					164	40,033					
HEALTH SERVICE AREA	AGE GROUPS	2019 Patient Days	2019 Population	2019 Use Rates (Per 1,000)	2019 Minimum Use Rates	2019 Maximum Use Rates					
003	0-64 Years Old	195,124	441,300	442.2	265.3	707.5					
	65-74 Years Old	266,279	67,500	3,944.9	2,366.9	6,311.8					
	75+ Years Old	1,190,021	50,000	23,800.4	14,280.3	38,080.7					
	2019 PSA Patient Days	2019 PSA Estimated Populations	2019 PSA Use Rates (Per 1,000)	2019 HSA Minimum Use Rates	2019 HSA Maximum Use Rates	2024 PSA Planned Use Rates	2024 PSA Projected Populations	2024 PSA Planned Patient Days			
0-64 Years Old	6,536	10,200	640.8	265.3	707.5	640.8	9,200	5,895	Planned Average Daily Census	Planned Bed Need (90% Occ.)	Excess Beds
65-74 Years Old	6,128	1,800	3,404.4	2,366.9	6,311.8	3,404.4	1,700	5,788			
75+ Years Old	27,369	1,400	19,549.3	14,280.3	38,080.7	19,549.3	1,300	25,414			
Planning Area Totals					37,097	101.6	113	51			

INVENTORY OF HEALTH CARE FACILITIES AND SERVICES AND NEED DETERMINATIONS

Illinois Health Facilities and Services Review Board
Illinois Department of Public Health

10/25/2021

Page A-44

General Long-Term Care Category of Service

Planning Area: Menard									General Nursing Care			
Facility Name		City		County/Area					Beds	2019 Patient Days		
SUNNY ACRES NURSING HOME		PETERSBURG		Menard County					106	30,507		
Planning Area Totals									106	30,507		
HEALTH SERVICE AREA	AGE GROUPS	2019 Patient Days		2019 Population		2019 Use Rates (Per 1,000)		2019 Minimum Use Rates		2019 Maximum Use Rates		
003	0-64 Years Old	195,124		441,300		442.2		265.3		707.5		
	65-74 Years Old	266,279		67,500		3,944.9		2,366.9		6,311.8		
	75+ Years Old	1,190,021		50,000		23,800.4		14,280.3		38,080.7		
	2019 PSA Patient Days	2019 PSA Estimated Populations	2019 PSA Use Rates (Per 1,000)	2019 HSA Minimum Use Rates	2019 HSA Maximum Use Rates	2024 PSA Planned Use Rates	2024 PSA Projected Populations	2024 PSA Planned Patient Days	Planned Average Daily Census	Planned Bed Need (90% Occ.)	Beds Needed	
	0-64 Years Old	2,104	9,600	219.2	265.3	707.5	265.3	9,600				2,547
	65-74 Years Old	5,610	1,600	3,506.3	2,366.9	6,311.8	3,506.3	1,700				5,961
	75+ Years Old	22,793	1,100	20,720.9	14,280.3	38,080.7	20,720.9	1,300				26,937
Planning Area Totals									35,445	97.1	108	2

INVENTORY OF HEALTH CARE FACILITIES AND SERVICES AND NEED DETERMINATIONS

Illinois Health Facilities and Services Review Board
Illinois Department of Public Health

10/25/2021

Page A-45

General Long-Term Care Category of Service

Planning Area: Montgomery						General Nursing Care					
Facility Name		City	County/Area		Beds	2019 Patient Days					
APERION CARE LITCHFIELD		LITCHFIELD	Montgomery County		65	23,086					
HERITAGE HEALTH - LITCHFIELD		LITCHFIELD	Montgomery County		92	23,239					
HILLSBORO HOSPITAL (SWING BEDS)		HILLSBORO	Montgomery County		0	1,963					
HILLSBORO REHAB & HEALTHCARE		HILLSBORO	Montgomery County		121	34,306					
MONTGOMERY NURSING & REHAB CENTER		HILLSBORO	Montgomery County		110	35,757					
NOKOMIS REHAB & HEALTH CARE CENTER		NOKOMIS	Montgomery County		92	14,626					
ST. FRANCIS HOSPITAL (SWING BEDS)		LITCHFIELD	Montgomery County		0	513					
Planning Area Totals					480	133,490					
HEALTH SERVICE AREA	AGE GROUPS	2019 Patient Days	2019 Population	2019 Use Rates (Per 1,000)	2019 Minimum Use Rates	2019 Maximum Use Rates					
003	0-64 Years Old	195,124	441,300	442.2	265.3	707.5					
	65-74 Years Old	266,279	67,500	3,944.9	2,366.9	6,311.8					
	75+ Years Old	1,190,021	50,000	23,800.4	14,280.3	38,080.7					
	2019 PSA Patient Days	2019 PSA Estimated Populations	2019 PSA Use Rates (Per 1,000)	2019 HSA Minimum Use Rates	2019 HSA Maximum Use Rates	2024 PSA Planned Use Rates	2024 PSA Projected Populations	2024 PSA Planned Patient Days			
0-64 Years Old	26,075	22,300	1,169.3	265.3	707.5	707.5	21,500	15,210	Planned Average Daily Census	Planned Bed Need (90% Occ.)	Excess Beds
65-74 Years Old	22,573	3,400	6,639.1	2,366.9	6,311.8	6,311.8	3,400	21,460			
75+ Years Old	84,842	2,800	30,300.7	14,280.3	38,080.7	30,300.7	2,900	87,872			
Planning Area Totals								124,542	341.2	379	101

INVENTORY OF HEALTH CARE FACILITIES AND SERVICES AND NEED DETERMINATIONS

Illinois Health Facilities and Services Review Board
Illinois Department of Public Health

10/25/2021

Page A-46

General Long-Term Care Category of Service

Planning Area: Morgan/Scott			General Nursing Care									
Facility Name	City	County/Area	Beds	2019 Patient Days								
APERION CARE JACKSONVILLE	JACKSONVILLE	Morgan County	113	27,925								
HERITAGE HEALTH - JACKSONVILLE	JACKSONVILLE	Morgan County	175	38,213								
JACKSONVILLE SKILLED NURS & REHAB	JACKSONVILLE	Morgan County	88	29,031								
PRAIRIE VILLAGE HEALTHCARE CENTER	JACKSONVILLE	Morgan County	126	25,659								
SCOTT COUNTY NURSING HOME	WINCHESTER	Scott County	49	15,758								
Planning Area Totals			551	136,586								
HEALTH SERVICE AREA	AGE GROUPS	2019 Patient Days	2019 Population	2019 Use Rates (Per 1,000)	2019 Minimum Use Rates	2019 Maximum Use Rates						
003	0-64 Years Old	195,124	441,300	442.2	265.3	707.5						
	65-74 Years Old	266,279	67,500	3,944.9	2,366.9	6,311.8						
	75+ Years Old	1,190,021	50,000	23,800.4	14,280.3	38,080.7						
	2019 PSA Patient Days	2019 PSA Estimated Populations	2019 PSA Use Rates (Per 1,000)	2019 HSA Minimum Use Rates	2019 HSA Maximum Use Rates	2024 PSA Planned Use Rates	2024 PSA Projected Populations	2024 PSA Planned Patient Days	Planned Average Daily Census	Planned Bed Need (90% Occ.)	Excess Beds	
	0-64 Years Old	18,740	30,400	616.4	265.3	707.5	616.4	29,200				18,000
	65-74 Years Old	21,984	4,700	4,677.4	2,366.9	6,311.8	4,677.4	4,500				21,049
	75+ Years Old	95,862	3,700	25,908.6	14,280.3	38,080.7	25,908.6	3,800				98,453
	Planning Area Totals			137,502			376.7					419

INVENTORY OF HEALTH CARE FACILITIES AND SERVICES AND NEED DETERMINATIONS

Illinois Health Facilities and Services Review Board
Illinois Department of Public Health

10/25/2021

Page A-47

General Long-Term Care Category of Service

Planning Area: Sangamon			General Nursing Care								
Facility Name		City	County/Area	Beds	2019 Patient Days						
APERION CARE CAPITOL		SPRINGFIELD	Sangamon County	251	40,811						
APERION CARE SPRINGFIELD		SPRINGFIELD	Sangamon County	65	22,355						
AUBURN REHAB & HEALTHCARE CENTER		AUBURN	Sangamon County	70	20,733						
BRIDGE CARE SUITES		SPRINGFIELD	Sangamon County	75	21,695						
CONCORDIA VILLAGE		SPRINGFIELD	Sangamon County	62	18,902						
11/26/2019	Bed Change	Discontinued 2 Nursing Care beds; facility now has 62 Nursing Care beds.									
HERITAGE HEALTH - SPRINGFIELD		SPRINGFIELD	Sangamon County	178	45,193						
ILLINOIS PRESBYTERIAN HOME		SPRINGFIELD	Sangamon County	15	2,192						
LEWIS MEM CHRISTIAN VILLAGE		SPRINGFIELD	Sangamon County	171	58,810						
REGENCY CARE		SPRINGFIELD	Sangamon County	99	24,177						
ST. JOSEPH'S HOME OF SPRINGFIELD		SPRINGFIELD	Sangamon County	74	21,691						
VILLA HEALTH CARE EAST		SHERMAN	Sangamon County	109	32,179						
Planning Area Totals				1,169	308,738						
HEALTH SERVICE AREA	AGE GROUPS	2019 Patient Days	2019 Population	2019 Use Rates (Per 1,000)	2019 Minimum Use Rates	2019 Maximum Use Rates					
003	0-64 Years Old	195,124	441,300	442.2	265.3	707.5					
	65-74 Years Old	266,279	67,500	3,944.9	2,366.9	6,311.8					
	75+ Years Old	1,190,021	50,000	23,800.4	14,280.3	38,080.7					
0-64 Years Old	2019 PSA Patient Days	2019 PSA Estimated Populations	2019 PSA Use Rates (Per 1,000)	2019 HSA Minimum Use Rates	2019 HSA Maximum Use Rates	2024 PSA Planned Use Rates	2024 PSA Projected Populations	2024 PSA Planned Patient Days	Planned Average Daily Census	Planned Bed Need (90% Occ.)	Excess Beds
	48,562	156,800	309.7	265.3	707.5	309.7	155,700	48,221			
	52,106	23,400	2,226.8	2,366.9	6,311.8	2,366.9	24,100	57,043			
	208,070	15,100	13,779.5	14,280.3	38,080.7	14,280.3	17,800	254,188			
Planning Area Totals								359,453	984.8	1,094	75

INVENTORY OF HEALTH CARE FACILITIES AND SERVICES AND NEED DETERMINATIONS
General Nursing Care

Illinois Health Facilities and Services Review Board
Illinois Department of Public Health

10/26/2021
Page A - 48

INVENTORY OF HEALTH CARE FACILITIES

HEALTH
SERVICE
AREA

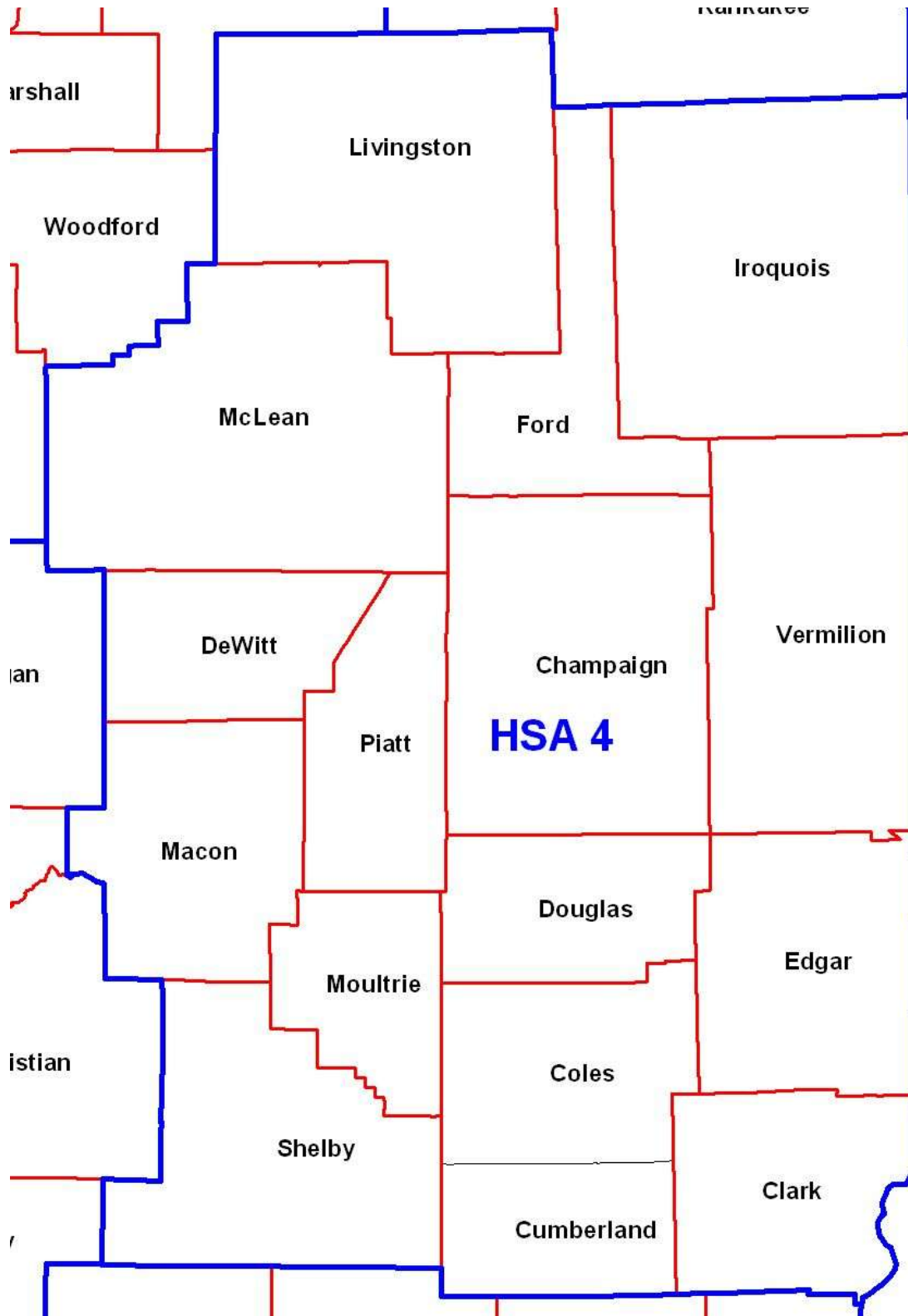
4

INVENTORY OF HEALTH CARE FACILITIES AND SERVICES AND NEED DETERMINATIONS
General Nursing Care

Illinois Health Facilities and Services Review Board
Illinois Department of Public Health

10/26/2021
Page A - 49

Health Service Area 4



INVENTORY OF HEALTH CARE FACILITIES AND SERVICES AND NEED DETERMINATIONS
General Nursing Care

Illinois Health Facilities and Services Review Board
Illinois Department of Public Health

10/26/2021
Page A - 50

Summary of General Long-Term Nursing Care Beds and Need by Planning Area				
Health Service Area 4				
PLANNING AREA	EXISTING BEDS	PROJECTED BEDS NEEDED - 2024	ADDITIONAL BEDS NEEDED	EXCESS BEDS
Champaign County	710	721	11	0
Clark County	225	226	1	0
Coles/Cumberland Counties	860	578	0	282
DeWitt County	190	201	11	0
Douglas County	233	163	0	70
Edgar County	299	244	0	55
Ford Counties	343	177	0	166
Iroquois County	446	393	0	53
Livingston County	447	374	0	73
McLean County	1005	773	0	232
Macon County	835	629	0	206
Moultrie County	361	201	0	160
Piatt County	160	144	0	16
Shelby County	259	191	0	68
Vermilion County	766	527	0	239
HSA 4 TOTALS	7139	5542	23	1620

INVENTORY OF HEALTH CARE FACILITIES AND SERVICES AND NEED DETERMINATIONS

Illinois Health Facilities and Services Review Board
Illinois Department of Public Health

10/25/2021

Page A-51

General Long-Term Care Category of Service

Planning Area: Champaign			General Nursing Care								
Facility Name		City	County/Area	Beds	2019 Patient Days						
CHAMPAIGN LIVING CENTER		CHAMPAIGN	Champaign County	0							
5/2/2019	Closure	Facility closed; 102 Nursing Care beds removed from Inventory.									
CHAMPAIGN REHAB CENTER		CHAMPAIGN	Champaign County	0	18,264						
4/1/2019	Name Change	Formerly Helia Healthcare of Champaign.									
9/25/2020	Closure	Facility Closed; 118 Nursing Care beds removed from Inventory.									
CHAMPAIGN URBANA REG REHAB CENTER		SAVOY	Champaign County	213	40,606						
CLARK-LINDSEY VILLAGE		URBANA	Champaign County	105	32,271						
COUNTRY HEALTH		GIFFORD	Champaign County	89	30,633						
ILLINI HERITAGE REHAB & HEALTHCARE CENTER		CHAMPAIGN	Champaign County	60	17,523						
10/13/2021	Address Cha	Address changed to 1315 Curt Drive, Suite B, Champaign.									
UNIVERSITY REHAB		URBANA	Champaign County	243	49,492						
4/1/2019	Name Change	Formerly Champaign County Nursing Home.									
Planning Area Totals				710	188,789						
HEALTH SERVICE AREA	AGE GROUPS	2019 Patient Days	2019 Population	2019 Use Rates (Per 1,000)	2019 Minimum Use Rates	2019 Maximum Use Rates					
004	0-64 Years Old	230,571	670,800	343.7	206.2	550.0					
	65-74 Years Old	301,405	86,700	3,476.4	2,085.8	5,562.3					
	75+ Years Old	1,310,933	62,300	21,042.3	12,625.4	33,667.6					
	2019 PSA Patient Days	2019 PSA Estimated Populations	2019 PSA Use Rates (Per 1,000)	2019 HSA Minimum Use Rates	2019 HSA Maximum Use Rates	2024 PSA Planned Use Rates	2024 PSA Projected Populations	2024 PSA Planned Patient Days			
0-64 Years Old	18,201	179,500	101.4	206.2	550.0	206.2	179,400	36,999			
65-74 Years Old	31,762	18,100	1,754.8	2,085.8	5,562.3	2,085.8	17,700	36,920	Planned Average Daily Census	Planned Bed Need (90% Occ.)	Beds Needed
75+ Years Old	138,826	11,800	11,764.9	12,625.4	33,667.6	12,625.4	12,900	162,867			
Planning Area Totals								236,785	648.7	721	11

INVENTORY OF HEALTH CARE FACILITIES AND SERVICES AND NEED DETERMINATIONS

Illinois Health Facilities and Services Review Board
Illinois Department of Public Health

10/25/2021

Page A-52

General Long-Term Care Category of Service

Planning Area: Clark						General Nursing Care					
Facility Name		City	County/Area			Beds	2019 Patient Days				
CASEY HEALTHCARE CENTER		CASEY	Clark County			69	19,379				
HEARTLAND NURSING & REHAB		CASEY	Clark County			81	66,813				
3/1/2019	Name Change	Formerly Heartland Manor Nursing Center.									
MARSHALL REHAB & NURSING		MARSHALL	Clark County			75	16,024				
8/1/2019	Name Change	Formerly Burnsidess Community Health Center.									
Planning Area Totals						225	102,216				
HEALTH SERVICE AREA	AGE GROUPS	2019 Patient Days	2019 Population	2019 Use Rates (Per 1,000)	2019 Minimum Use Rates	2019 Maximum Use Rates					
	0-64 Years Old	230,571	670,800	343.7	206.2	550.0					
004	65-74 Years Old	301,405	86,700	3,476.4	2,085.8	5,562.3					
	75+ Years Old	1,310,933	62,300	21,042.3	12,625.4	33,667.6					
	2019 PSA Patient Days	2019 PSA Estimated Populations	2019 PSA Use Rates (Per 1,000)	2019 HSA Minimum Use Rates	2019 HSA Maximum Use Rates	2024 PSA Planned Use Rates	2024 PSA Projected Populations	2024 PSA Planned Patient Days			
0-64 Years Old	8,824	12,200	723.3	206.2	550.0	550.0	11,500	6,325	Planned	Planned	
65-74 Years Old	10,295	1,900	5,418.4	2,085.8	5,562.3	5,418.4	2,000	10,837	Average Daily	Bed Need	
75+ Years Old	83,097	1,400	59,355.0	12,625.4	33,667.6	33,667.6	1,700	57,235	Census	(90% Occ.)	Beds Needed
Planning Area Totals								74,396	203.8	226	1

Illinois Health Facilities and Services Review Board
Illinois Department of Public Health

Page A-53

Planning Area: Coles/Cumberland			General Nursing Care			
Facility Name		City	County/Area		Beds	2019 Patient Days
CHARLESTON REHAB & HEALTH CARE CENTER		CHARLESTON	Coles County		139	21,801
CUMBERLAND REHAB & HEALTH CARE		GREENUP	Cumberland County		54	14,090
HEARTLAND SENIOR LIVING		NEOGA	Cumberland County		71	22,855
10/1/2019	Name Change Formerly Heartland Christian Village.					
HILLTOP SKILLED NURSING & REHAB		CHARLESTON	Coles County		108	18,699
MATTOON REHAB & HEALTHCARE CENTER		MATTOON	Coles County		148	34,036
ODD FELLOWS - REBAKAH HOME		MATTOON	Coles County		162	41,222
PALM TERRACE OF MATTOON		MATTOON	Coles County		178	43,959
Planning Area Totals					860	196,662

HEALTH SERVICE AREA	AGE GROUPS	2019 Patient Days	2019 Population	2019 Use Rates (Per 1,000)	2019 Minimum Use Rates	2019 Maximum Use Rates
004	0-64 Years Old	230,571	670,800	343.7	206.2	550.0
	65-74 Years Old	301,405	86,700	3,476.4	2,085.8	5,562.3
	75+ Years Old	1,310,933	62,300	21,042.3	12,625.4	33,667.6

	2019 PSA Patient Days	2019 PSA Estimated Populations	2019 PSA Use Rates (Per 1,000)	2019 HSA Minimum Use Rates	2019 HSA Maximum Use Rates	2024 PSA Planned Use Rates	2024 PSA Projected Populations	2024 PSA Planned Patient Days				
0-64 Years Old	30,936	49,700	622.5	206.2	550.0	550.0	50,700	27,883	Planned Average Daily Census	Planned Bed Need (90% Occ.)	Excess Beds	
65-74 Years Old	35,355	6,800	5,199.3	2,085.8	5,562.3	5,199.3	6,600	34,315				
75+ Years Old	130,371	5,100	25,562.9	12,625.4	33,667.6	25,562.9	5,000	127,815				
Planning Area Totals									190,013	520.6	578	282

INVENTORY OF HEALTH CARE FACILITIES AND SERVICES AND NEED DETERMINATIONS

Illinois Health Facilities and Services Review Board
Illinois Department of Public Health

10/25/2021

Page A-54

General Long-Term Care Category of Service

Planning Area: DeWitt						General Nursing Care					
Facility Name		City		County/Area		Beds	2019 Patient Days				
DR. JOHN WARNER HOSPITAL (SWING BEDS)		CLINTON		DeWitt County		0	28				
FARMER CITY REHAB & HEALTHCARE CENTER		FARMER CITY		DeWitt County		56	17,971				
HAWTHORNE INN OF CLINTON		CLINTON		DeWitt County		134	48,974				
Planning Area Totals						190	66,973				
HEALTH SERVICE AREA	AGE GROUPS	2019 Patient Days	2019 Population	2019 Use Rates (Per 1,000)	2019 Minimum Use Rates	2019 Maximum Use Rates					
004	0-64 Years Old	230,571	670,800	343.7	206.2	550.0					
	65-74 Years Old	301,405	86,700	3,476.4	2,085.8	5,562.3					
	75+ Years Old	1,310,933	62,300	21,042.3	12,625.4	33,667.6					
	2019 PSA Patient Days	2019 PSA Estimated Populations	2019 PSA Use Rates (Per 1,000)	2019 HSA Minimum Use Rates	2019 HSA Maximum Use Rates	2024 PSA Planned Use Rates	2024 PSA Projected Populations	2024 PSA Planned Patient Days			
0-64 Years Old	3,525	12,400	284.3	206.2	550.0	284.3	11,700	3,326	Planned Average Daily Census	Planned Bed Need (90% Occ.)	Beds Needed
65-74 Years Old	8,372	1,900	4,406.3	2,085.8	5,562.3	4,406.3	2,000	8,813			
75+ Years Old	55,076	1,400	39,340.0	12,625.4	33,667.6	33,667.6	1,600	53,868			
Planning Area Totals						66,007	180.8	201	11		

INVENTORY OF HEALTH CARE FACILITIES AND SERVICES AND NEED DETERMINATIONS

Illinois Health Facilities and Services Review Board
Illinois Department of Public Health

10/25/2021

Page A-55

General Long-Term Care Category of Service

Planning Area: Douglas							General Nursing Care				
Facility Name		City		County/Area		Beds	2019 Patient Days				
ARCOLA HEALTHCARE CARE CENTER		ARCOLA		Douglas County		100	28,111				
NEWMAN REHAB & HEALTHCARE CTR		NEWMAN		Douglas County		60	13,590				
TUSCOLA HEALTH CARE CENTER		TUSCOLA		Douglas County		73	15,225				
Planning Area Totals						233	56,926				
HEALTH SERVICE AREA	AGE GROUPS	2019 Patient Days	2019 Population	2019 Use Rates (Per 1,000)	2019 Minimum Use Rates	2019 Maximum Use Rates					
004	0-64 Years Old	230,571	670,800	343.7	206.2	550.0					
	65-74 Years Old	301,405	86,700	3,476.4	2,085.8	5,562.3					
	75+ Years Old	1,310,933	62,300	21,042.3	12,625.4	33,667.6					
	2019 PSA	2019 PSA	2019 PSA	2019 HSA	2019 HSA	2024 PSA	2024 PSA	2024 PSA			
	Patient Days	Estimated Populations	Use Rates (Per 1,000)	Minimum Use Rates	Maximum Use Rates	Planned Use Rates	Projected Populations	Planned Patient Days			
	0-64 Years Old	8,871	15,700	565.0	206.2	550.0	15,100	8,304	Planned	Planned	
	65-74 Years Old	15,156	2,100	7,217.1	2,085.8	5,562.3	2,200	12,237	Average Daily	Bed Need	
	75+ Years Old	32,899	1,700	19,352.4	12,625.4	33,667.6	19,352.4	1,700	Census	(90% Occ.)	Excess Beds
Planning Area Totals						53,440	146.4	163	70		

INVENTORY OF HEALTH CARE FACILITIES AND SERVICES AND NEED DETERMINATIONS

Illinois Health Facilities and Services Review Board
Illinois Department of Public Health

10/25/2021

Page A-56

General Long-Term Care Category of Service

Planning Area: Edgar							General Nursing Care					
Facility Name		City	County/Area		Beds	2019 Patient Days						
PARIS COMMUNITY HOSPITAL (SWING BEDS)		PARIS	Edgar County		0	0						
PARIS HEALTH AND REHAB CENTER		PARIS	Edgar County		128	21,647						
11/1/2020	Name Change		Formerly Paris Health Care Center.									
PLEASANT MEADOWS SENIOR LIVING		CHRISMAN	Edgar County		109	37,322						
TWIN LAKES REHAB & HEALTH CARE		PARIS	Edgar County		62	15,547						
Planning Area Totals					299	74,516						
HEALTH SERVICE AREA	AGE GROUPS	2019 Patient Days	2019 Population	2019 Use Rates (Per 1,000)	2019 Minimum Use Rates	2019 Maximum Use Rates						
004	0-64 Years Old	230,571	670,800	343.7	206.2	550.0						
	65-74 Years Old	301,405	86,700	3,476.4	2,085.8	5,562.3						
	75+ Years Old	1,310,933	62,300	21,042.3	12,625.4	33,667.6						
0-64 Years Old	2019 PSA Patient Days	2019 PSA Estimated Populations	2019 PSA Use Rates (Per 1,000)	2019 HSA Minimum Use Rates	2019 HSA Maximum Use Rates	2024 PSA Planned Use Rates	2024 PSA Projected Populations	2024 PSA Planned Patient Days	Planned Average Daily Census	Planned Bed Need (90% Occ.)	Excess Beds	
	5,216	13,100	398.2	206.2	550.0	398.2	12,000	4,778				
	8,197	2,400	3,415.4	2,085.8	5,562.3	3,415.4	2,400	8,197				
	61,103	1,800	33,946.1	12,625.4	33,667.6	33,667.6	2,000	67,335				
Planning Area Totals									80,310	220.0	244	55

INVENTORY OF HEALTH CARE FACILITIES AND SERVICES AND NEED DETERMINATIONS

Illinois Health Facilities and Services Review Board
Illinois Department of Public Health

10/25/2021

Page A-57

General Long-Term Care Category of Service

Planning Area: Ford		General Nursing Care					
Facility Name		City		County/Area		Beds	2019 Patient Days
ACCOLADE HEALTHCARE OF PAXTON OF PELLIS		PAXTON		Ford County		106	32,008
ACCOLADE HEALTHCARE PAXTON SENIOR LIVING		PAXTON		Ford County		75	22,244
GIBSON COMMUNITY HOSPITAL		GIBSON CITY		Ford County		16	4,578
GIBSON COMMUNITY HOSPITAL (SWING BEDS)		GIBSON CITY		Ford County		0	1,348
GIBSON COMMUNITY HOSPITAL ANNEX		GIBSON CITY		Ford County		26	7,920
HERITAGE HEALTH - GIBSON CITY		GIBSON CITY		Ford County		60	19,365
PIPER CITY REHAB & LIVING CENTER		PIPER CITY		Ford County		60	15,549
Planning Area Totals						343	103,012

HEALTH SERVICE AREA	AGE GROUPS	2019 Patient Days	2019 Population	2019 Use Rates (Per 1,000)	2019 Minimum Use Rates	2019 Maximum Use Rates
004	0-64 Years Old	230,571	670,800	343.7	206.2	550.0
	65-74 Years Old	301,405	86,700	3,476.4	2,085.8	5,562.3
	75+ Years Old	1,310,933	62,300	21,042.3	12,625.4	33,667.6

	2019 PSA Patient Days	2019 PSA Estimated Populations	2019 PSA Use Rates (Per 1,000)	2019 HSA Minimum Use Rates	2019 HSA Maximum Use Rates	2024 PSA Planned Use Rates	2024 PSA Projected Populations	2024 PSA Planned Patient Days				
0-64 Years Old	14,146	10,300	1,373.4	206.2	550.0	550.0	10,200	5,610	Planned Average Daily Census	Planned Bed Need (90% Occ.)	Excess Beds	
65-74 Years Old	17,048	1,400	12,177.1	2,085.8	5,562.3	5,562.3	1,600	8,900				
75+ Years Old	71,818	1,300	55,244.6	12,625.4	33,667.6	33,667.6	1,300	43,768				
Planning Area Totals									58,277	159.7	177	166

INVENTORY OF HEALTH CARE FACILITIES AND SERVICES AND NEED DETERMINATIONS

Illinois Health Facilities and Services Review Board
Illinois Department of Public Health

10/25/2021

Page A-58

General Long-Term Care Category of Service

Planning Area: Iroquois			General Nursing Care		
Facility Name		City	County/Area	Beds	2019 Patient Days
ARCADIA CARE CLIFTON		CLIFTON	Iroquois County	99	24,157
11/1/2020	Name Change	Formerly A Merkle - C Knipprath Nursing Home.			
GILMAN HEALTHCARE CENTER		GILMAN	Iroquois County	99	27,306
IROQUOIS MEMORIAL HOSPITAL (SWING BEDS)		WATSEKA	Iroquois County	0	0
IROQUOIS RESIDENT HOME		WATSEKA	Iroquois County	35	10,261
PRAIRIEVIEW LUTHERAN HOME		DANFORTH	Iroquois County	90	27,419
SHELDON HEALTH CARE CENTER		SHELDON	Iroquois County	0	8,900
2/11/2021	Closure	Facility closed; 31 Nursing Care beds removed from Inventory.			
WATSEKA REHAB & HEALTH CARE CTR		WATSEKA	Iroquois County	123	26,468
Planning Area Totals				446	124,511

HEALTH SERVICE AREA	AGE GROUPS	2019 Patient Days	2019 Population	2019 Use Rates (Per 1,000)	2019 Minimum Use Rates	2019 Maximum Use Rates
	0-64 Years Old	230,571	670,800	343.7	206.2	550.0
004	65-74 Years Old	301,405	86,700	3,476.4	2,085.8	5,562.3
	75+ Years Old	1,310,933	62,300	21,042.3	12,625.4	33,667.6

	2019 PSA Patient Days	2019 PSA Estimated Populations	2019 PSA Use Rates (Per 1,000)	2019 HSA Minimum Use Rates	2019 HSA Maximum Use Rates	2024 PSA Planned Use Rates	2024 PSA Projected Populations	2024 PSA Planned Patient Days			
0-64 Years Old	13,461	20,900	644.1	206.2	550.0	550.0	19,900	10,944	Planned	Planned	
65-74 Years Old	22,060	3,500	6,302.9	2,085.8	5,562.3	5,562.3	3,600	20,024	Average Daily	Bed Need	
75+ Years Old	88,990	2,900	30,686.2	12,625.4	33,667.6	30,686.2	3,200	98,196	Census	(90% Occ.)	Excess Beds
Planning Area Totals								129,164	353.9	393	53

INVENTORY OF HEALTH CARE FACILITIES AND SERVICES AND NEED DETERMINATIONS

Illinois Health Facilities and Services Review Board
Illinois Department of Public Health

10/25/2021

Page A-59

General Long-Term Care Category of Service

Planning Area: Livingston			General Nursing Care		
Facility Name		City	County/Area	Beds	2019 Patient Days
ACCOLADE HEALTHCARE OF PONTIAC		PONTIAC	Livingston County	97	27,247
EVENGLOW LODGE		PONTIAC	Livingston County	73	18,846
FAIRVIEW HAVEN		FAIRBURY	Livingston County	52	17,744
6/19/2019	Bed Change	Facility discontinued 11 Nursing Care beds; facility now has 52 Nursing Care beds.			
FLANAGAN REHAB & HEALTH CARE CTR		FLANAGAN	Livingston County	43	13,617
GOOD SAMARITAN - PONTIAC		PONTIAC	Livingston County	90	19,178
HERITAGE HEALTH - DWIGHT		DWIGHT	Livingston County	92	26,232
OSF ST. JAMES MEDICAL CENTER		PONTIAC	Livingston County	0	164
Planning Area Totals				447	123,028

HEALTH SERVICE AREA	AGE GROUPS	2019 Patient Days	2019 Population	2019 Use Rates (Per 1,000)	2019 Minimum Use Rates	2019 Maximum Use Rates
004	0-64 Years Old	230,571	670,800	343.7	206.2	550.0
	65-74 Years Old	301,405	86,700	3,476.4	2,085.8	5,562.3
	75+ Years Old	1,310,933	62,300	21,042.3	12,625.4	33,667.6

	2019 PSA Patient Days	2019 PSA Estimated Populations	2019 PSA Use Rates (Per 1,000)	2019 HSA Minimum Use Rates	2019 HSA Maximum Use Rates	2024 PSA Planned Use Rates	2024 PSA Projected Populations	2024 PSA Planned Patient Days				
0-64 Years Old	16,159	28,400	569.0	206.2	550.0	550.0	28,500	15,674	Planned Average Daily Census	Planned Bed Need (90% Occ.)	Excess Beds	
65-74 Years Old	17,995	4,100	4,389.0	2,085.8	5,562.3	4,389.0	4,200	18,434				
75+ Years Old	88,874	3,300	26,931.5	12,625.4	33,667.6	26,931.5	3,300	88,874				
Planning Area Totals									122,982	336.9	374	73

INVENTORY OF HEALTH CARE FACILITIES AND SERVICES AND NEED DETERMINATIONS

Illinois Health Facilities and Services Review Board
Illinois Department of Public Health

10/25/2021

Page A-60

General Long-Term Care Category of Service

Planning Area: McLean			General Nursing Care									
Facility Name		City	County/Area	Beds	2019 Patient Days							
ARCADIA CARE BLOOMINGTON		BLOOMINGTON	McLean County	117	24,906							
10/1/2020	Name Change	Formerly Aperion Care Bloomington										
BLOOMINGTON REHAB HLTHCARE CTR		BLOOMINGTON	McLean County	78	17,629							
HERITAGE HEALTH - BLOOMINGTON		BLOOMINGTON	McLean County	88	23,653							
HERITAGE HEALTH - NORMAL		NORMAL	McLean County	141	43,073							
LEROY MANOR		LEROY	McLean County	0								
2/14/2019	Closure	Facility closed; 102 Nursing Care beds removed fom inventory.										
LOFT REHAB & NURSING OF NORMAL		NORMAL	McLean County	116	28,314							
LUTHER OAKS		BLOOMINGTON	McLean County	19	6,176							
11/18/2020	Bed Change	Facility added 1 Nursing Care bed; facility now has 19 Nursing Care beds.										
MCLEAN COUNTY NURSING HOME		NORMAL	McLean County	150	33,655							
9/28/2021	Bed Change	Facility discontinued 2 Nursing Care beds; facility now has 148 Nursing Care beds.										
MEADOWS MENNONITE HOME		CHENOA	McLean County	130	23,001							
MEADOWS MENNONITE HOME (PERMIT)		CHENOA	McLean County	0								
6/4/2019	18-028	Permit relinquished; discontinuation of 40 Nursing Care beds cancelled.										
ST. JOSEPH'S MEDICAL CENTER		BLOOMINGTON	McLean County	12	1,464							
THE VILLAGE AT MERCY CREEK (PERMIT)		NORMAL	McLean County	40	0							
4/30/2019	19-016	Facility received permit to establish a facility with 40 Nursing Care beds at 1501 Mercy Creek Drive in Normal.										
6/4/2019	18-028	Permit relinquished; establishment of facility with 40 Nursing Care beds cancelled.										
WESTMINSTER VILLAGE		BLOOMINGTON	McLean County	96	23,367							
2/4/2020	Bed Change	Facility added 18 Nursing Care beds. Facility now has 96 Nursing Care beds.										
WESTMINSTER VILLAGE (PERMIT)		BLOOMINGTON	McLean County	18	0							
Planning Area Totals				1,005	225,238							
HEALTH SERVICE AREA	AGE GROUPS	2019 Patient Days	2019 Population	2019 Use Rates (Per 1,000)	2019 Minimum Use Rates	2019 Maximum Use Rates						
	0-64 Years Old	230,571	670,800	343.7	206.2	550.0						
004	65-74 Years Old	301,405	86,700	3,476.4	2,085.8	5,562.3						
	75+ Years Old	1,310,933	62,300	21,042.3	12,625.4	33,667.6						
	2019 PSA Patient Days	2019 PSA Estimated Populations	2019 PSA Use Rates (Per 1,000)	2019 HSA Minimum Use Rates	2019 HSA Maximum Use Rates	2024 PSA Planned Use Rates	2024 PSA Projected Populations	2024 PSA Planned Patient Days				
0-64 Years Old	26,200	146,000	179.5	206.2	550.0	206.2	157,400	32,461				
65-74 Years Old	29,719	15,400	1,929.8	2,085.8	5,562.3	2,085.8	16,000	33,374	Planned Average Daily Census	Planned Bed Need (90% Occ.)	Excess Beds	
75+ Years Old	169,319	10,000	16,931.9	12,625.4	33,667.6	16,931.9	11,100	187,944				
Planning Area Totals									253,779	695.3	773	232

INVENTORY OF HEALTH CARE FACILITIES AND SERVICES AND NEED DETERMINATIONS

Illinois Health Facilities and Services Review Board
Illinois Department of Public Health

10/25/2021

Page A-61

General Long-Term Care Category of Service

Planning Area: Macon			General Nursing Care	
Facility Name	City	County/Area	Beds	2019 Patient Days
DECATUR LIVING CENTER	DECATUR	Macon County	0	
2/14/2019 Closure	Facility closed; 117 Nursing Care beds removed fom inventory.			
DECATUR REHAB & HEALTHCARE CENTER	DECATUR	Macon County	58	15,731
EASTERN STAR AT MACON	MACON	Macon County	48	6,773
FAIR HAVENS SENIOR LIVING	DECATUR	Macon County	154	36,139
10/1/2019 Name Change	Formerly Fair Havens Christian Village.			
HERITAGE HEALTH - MOUNT ZION	MOUNT ZION	Macon County	71	22,813
3/13/2020 Bed Change	Facility discontinued 4 Nursing Care beds. Facility now has 71 Nursing Care beds.			
HICKORY POINT CHRISTIAN VILLAGE	FORSYTH	Macon County	64	22,487
IMBODEN CREEK LIVING CENTER	DECATUR	Macon County	95	27,387
LOFT REHAB OF DECATUR	DECATUR	Macon County	150	25,704
1/1/2020 Name Change	Formerly Generations at McKinley Court.			
7/1/2021 Name Change	Formerly Villa Clara Post Acute			
THE LOFT REHAB OF ROCK SPRINGS	DECATUR	Macon County	195	161,864
1/1/2020 Name Change	Formerly Generations at McKinley Place.			
7/1/2021 Name Change	Formerly Prairie Creek Village			
Planning Area Totals			835	318,898

Planning Area Totals										835	318,898
HEALTH SERVICE AREA	AGE GROUPS	2019 Patient Days		2019 Population		2019 Use Rates (Per 1,000)		2019 Minimum Use Rates		2019 Maximum Use Rates	
004	0-64 Years Old	230,571		670,800		343.7		206.2		550.0	
	65-74 Years Old	301,405		86,700		3,476.4		2,085.8		5,562.3	
	75+ Years Old	1,310,933		62,300		21,042.3		12,625.4		33,667.6	
		2019 PSA	2019 PSA	2019 HSA	2019 HSA	2024 PSA	2024 PSA	2024 PSA			
	2019 PSA	Estimated	Use Rates	Minimum	Maximum	Planned Use	Projected	Planned			
	Patient Days	Populations	(Per 1,000)	Use Rates	Use Rates	Rates	Populations	Patient Days			
0-64 Years Old	24,998	81,800	305.6	206.2	550.0	305.6	76,400	23,348			
65-74 Years Old	37,497	13,000	2,884.4	2,085.8	5,562.3	2,884.4	12,000	34,613	Planned	Planned	
75+ Years Old	144,246	9,700	14,870.7	12,625.4	33,667.6	14,870.7	10,000	148,707	Average Daily	Bed Need	Excess Beds
									Census	(90% Occ.)	
Planning Area Totals								206,668	566.2	629	206

INVENTORY OF HEALTH CARE FACILITIES AND SERVICES AND NEED DETERMINATIONS

Illinois Health Facilities and Services Review Board
Illinois Department of Public Health

10/25/2021

Page A-62

General Long-Term Care Category of Service

Planning Area: Moultrie		General Nursing Care										
Facility Name		City	County/Area	Beds	2019 Patient Days							
ARTHUR HOME		ARTHUR	Moultrie County	53	16,361							
EASTVIEW TERRACE		SULLIVAN	Moultrie County	63	18,736							
MASON POINT		SULLIVAN	Moultrie County	122	32,521							
SULLIVAN REHAB & HEALTH CARE CTR		SULLIVAN	Moultrie County	123	26,521							
Planning Area Totals				361	94,139							
HEALTH SERVICE AREA	AGE GROUPS	2019 Patient Days	2019 Population	2019 Use Rates (Per 1,000)	2019 Minimum Use Rates	2019 Maximum Use Rates						
004	0-64 Years Old	230,571	670,800	343.7	206.2	550.0						
	65-74 Years Old	301,405	86,700	3,476.4	2,085.8	5,562.3						
	75+ Years Old	1,310,933	62,300	21,042.3	12,625.4	33,667.6						
	2019 PSA Patient Days	2019 PSA Estimated Populations	2019 PSA Use Rates (Per 1,000)	2019 HSA Minimum Use Rates	2019 HSA Maximum Use Rates	2024 PSA Planned Use Rates	2024 PSA Projected Populations	2024 PSA Planned Patient Days				
	0-64 Years Old	17,252	11,500	1,500.2	206.2	550.0	550.0	11,300	6,215	Planned Average Daily Census	Planned Bed Need (90% Occ.)	Excess Beds
	65-74 Years Old	18,753	1,700	11,031.2	2,085.8	5,562.3	5,562.3	1,700	9,456			
	75+ Years Old	58,134	1,300	44,718.5	12,625.4	33,667.6	33,667.6	1,500	50,501			
Planning Area Totals								66,172	181.3	201	160	

INVENTORY OF HEALTH CARE FACILITIES AND SERVICES AND NEED DETERMINATIONS

Illinois Health Facilities and Services Review Board
Illinois Department of Public Health

10/25/2021

Page A-63

General Long-Term Care Category of Service

Planning Area: Piatt		General Nursing Care									
Facility Name			City		County/Area			Beds	2019 Patient Days		
BEMENT HEALTH CARE CENTER			BEMENT		Piatt County			60	13,580		
JOHN & MARY KIRBY HOSPITAL (SWING BEDS)			MONTICELLO		Piatt County			0	1,336		
PIATT COUNTY NURSING HOME			MONTICELLO		Piatt County			100	28,615		
Planning Area Totals								160	43,531		
HEALTH SERVICE AREA	AGE GROUPS	2019 Patient Days	2019 Population		2019 Use Rates (Per 1,000)		2019 Minimum Use Rates		2019 Maximum Use Rates		
004	0-64 Years Old	230,571	670,800		343.7		206.2		550.0		
	65-74 Years Old	301,405	86,700		3,476.4		2,085.8		5,562.3		
	75+ Years Old	1,310,933	62,300		21,042.3		12,625.4		33,667.6		
	2019 PSA Patient Days	2019 PSA Estimated Populations	2019 PSA Use Rates (Per 1,000)	2019 HSA Minimum Use Rates	2019 HSA Maximum Use Rates	2024 PSA Planned Use Rates	2024 PSA Projected Populations	2024 PSA Planned Patient Days			
0-64 Years Old	2,195	12,900	170.2	206.2	550.0	206.2	12,400	2,557	Planned Average Daily Census	Planned Bed Need (90% Occ.)	Excess Beds
65-74 Years Old	7,316	2,000	3,658.0	2,085.8	5,562.3	3,658.0	2,300	8,413			
75+ Years Old	34,020	1,500	22,680.0	12,625.4	33,667.6	22,680.0	1,600	36,288			
Planning Area Totals								47,259	129.5	144	16

INVENTORY OF HEALTH CARE FACILITIES AND SERVICES AND NEED DETERMINATIONS

Illinois Health Facilities and Services Review Board
Illinois Department of Public Health

10/25/2021

Page A-64

General Long-Term Care Category of Service

Planning Area: Shelby						General Nursing Care				
Facility Name		City	County/Area		Beds	2019 Patient Days				
MOWEAQUA REHAB & HEALTHCARE CENTER		MOWEAQUA	Shelby County		70	11,080				
SHELBY MEMORIAL HOSPITAL (SWING BEDS)		SHELBYVILLE	Shelby County		0	332				
SHELBYVILLE MANOR		SHELBYVILLE	Shelby County		109	34,197				
SHELBYVILLE REHAB & HLTHCARE CTR		SHELBYVILLE	Shelby County		80	11,858				
Planning Area Totals					259	57,467				
HEALTH SERVICE AREA	AGE GROUPS	2019 Patient Days	2019 Population	2019 Use Rates (Per 1,000)	2019 Minimum Use Rates	2019 Maximum Use Rates				
004	0-64 Years Old	230,571	670,800	343.7	206.2	550.0				
	65-74 Years Old	301,405	86,700	3,476.4	2,085.8	5,562.3				
	75+ Years Old	1,310,933	62,300	21,042.3	12,625.4	33,667.6				
	2019 PSA Patient Days	2019 PSA Estimated Populations	2019 PSA Use Rates (Per 1,000)	2019 HSA Minimum Use Rates	2019 HSA Maximum Use Rates	2024 PSA Planned Use Rates	2024 PSA Projected Populations	2024 PSA Planned Patient Days		
	0-64 Years Old	5,388	16,400	328.5	206.2	550.0	328.5	15,300	5,027	
	65-74 Years Old	6,285	3,100	2,027.4	2,085.8	5,562.3	2,085.8	2,800	5,840	Planned Average Daily Census
	75+ Years Old	45,794	2,300	19,910.4	12,625.4	33,667.6	19,910.4	2,600	51,767	Planned Bed Need (90% Occ.)
				Planning Area Totals			62,634	171.6	191	Excess Beds

INVENTORY OF HEALTH CARE FACILITIES AND SERVICES AND NEED DETERMINATIONS

Illinois Health Facilities and Services Review Board
Illinois Department of Public Health

10/25/2021

Page A-65

General Long-Term Care Category of Service

Planning Area: Vermilion				General Nursing Care							
Facility Name			City	County/Area	Beds	2019 Patient Days					
ACCOLADE HEALTHCARE DANVILLE			DANVILLE	Vermilion County	108	27,547					
11/1/2020	Name Change	Formerly North Logan Healthcare Center.									
ARCADIA CARE DANVILLE			DANVILLE	Vermilion County	200	48,786					
2/1/2020	Name Change	Formerly Danville Care Center.									
2/25/2020	Name Change	Formerly Arcadia of Danville.									
COLONIAL MANOR			DANVILLE	Vermilion County	90	26,243					
GARDENVIEW MANOR			DANVILLE	Vermilion County	213	27,860					
HAWTHORNE INN OF DANVILLE			DANVILLE	Vermilion County	80	22,879					
HERITAGE HEALTH - HOOPESTON			HOOPESTON	Vermilion County	75	25,369					
HOOPESTON COMMUNITY HOSPITAL (SWING BEDS)			HOOPESTON	Vermilion County	0	476					
Planning Area Totals					766	179,160					
HEALTH SERVICE AREA	AGE GROUPS	2019 Patient Days	2019 Population	2019 Use Rates (Per 1,000)	2019 Minimum Use Rates	2019 Maximum Use Rates					
	0-64 Years Old	230,571	670,800	343.7	206.2	550.0					
004	65-74 Years Old	301,405	86,700	3,476.4	2,085.8	5,562.3					
	75+ Years Old	1,310,933	62,300	21,042.3	12,625.4	33,667.6					
	2019 PSA Patient Days	2019 PSA Estimated Populations	2019 PSA Use Rates (Per 1,000)	2019 HSA Minimum Use Rates	2019 HSA Maximum Use Rates	2024 PSA Planned Use Rates	2024 PSA Projected Populations	2024 PSA Planned Patient Days			
0-64 Years Old	35,199	60,000	586.7	206.2	550.0	550.0	57,100	31,403	Planned Average Daily Census	Planned Bed Need (90% Occ.)	Excess Beds
65-74 Years Old	35,595	9,300	3,827.4	2,085.8	5,562.3	3,827.4	8,700	33,299			
75+ Years Old	108,366	6,800	15,936.2	12,625.4	33,667.6	15,936.2	6,800	108,366			
Planning Area Totals								173,067	474.2	527	239

INVENTORY OF HEALTH CARE FACILITIES AND SERVICES AND NEED DETERMINATIONS
General Nursing Care

Illinois Health Facilities and Services Review Board
Illinois Department of Public Health

10/26/2021
Page A - 66

INVENTORY OF HEALTH CARE FACILITIES

**HEALTH
SERVICE
AREA**

5

INVENTORY OF HEALTH CARE FACILITIES AND SERVICES AND NEED DETERMINATIONS
General Nursing Care

Illinois Health Facilities and Services Review Board
Illinois Department of Public Health

10/26/2021
Page A - 67

Health Service Area 5



INVENTORY OF HEALTH CARE FACILITIES AND SERVICES AND NEED DETERMINATIONS
General Nursing Care

Illinois Health Facilities and Services Review Board
 Illinois Department of Public Health

10/26/2021
 Page A - 68

Summary of General Long-Term Nursing Care Beds and Need by Planning Area				
Health Service Area 5				
PLANNING AREA	EXISTING BEDS	PROJECTED BEDS NEEDED - 2024	ADDITIONAL BEDS NEEDED	EXCESS BEDS
Alexander/Pulaski Counties	0	79	79	0
Bond County	90	80	0	10
Clay County	209	100	0	109
Crawford County	122	152	30	0
Edwards/Wabash Counties	90	116	26	0
Effingham County	434	422	0	12
Fayette Counties	261	158	0	103
Franklin County	383	259	0	124
Gallatin/Hamilton/Saline Cos.	582	383	0	199
Hardin/Pope Counties	62	52	0	10
Jackson County	251	228	0	23
Jasper County	57	67	10	0
Jefferson County	336	300	0	36
Johnson/Massac Counties	299	276	0	23
Lawrence County	99	166	67	0
Marion County	509	381	0	128
Perry County	208	195	0	13
Randolph County	398	302	0	96

INVENTORY OF HEALTH CARE FACILITIES AND SERVICES AND NEED DETERMINATIONS
General Nursing Care

Illinois Health Facilities and Services Review Board
Illinois Department of Public Health

10/26/2021
Page A - 69

Summary of General Long-Term Nursing Care Beds and Need by Planning Area				
Health Service Area 5				
PLANNING AREA	EXISTING BEDS	PROJECTED BEDS NEEDED - 2024	ADDITIONAL BEDS NEEDED	EXCESS BEDS
Richland County	295	157	0	138
Union County	293	228	0	65
Washington County	148	124	0	24
Wayne County	169	85	0	84
White County	343	197	0	146
Williamson County	565	365	0	200
HSA 5 TOTALS	6203	4812	212	1543

INVENTORY OF HEALTH CARE FACILITIES AND SERVICES AND NEED DETERMINATIONS

Illinois Health Facilities and Services Review Board
Illinois Department of Public Health

10/25/2021

Page A-70

General Long-Term Care Category of Service

Planning Area: Alexander/Pulaski									General Nursing Care			
Facility Name		City		County/Area					Beds	2019 Patient Days		
APERION CARE CAIRO		CAIRO		Alexander County					0	24,462		
9/30/2020	Closure	Facility closed; 83 Nursing Care beds removed from inventory.										
Planning Area Totals									0	24,462		
HEALTH SERVICE AREA	AGE GROUPS	2019 Patient Days		2019 Population		2019 Use Rates (Per 1,000)		2019 Minimum Use Rates		2019 Maximum Use Rates		
	0-64 Years Old	207,939		470,000		442.4		265.5		707.9		
005	65-74 Years Old	268,527		72,300		3,714.1		2,228.4		5,942.5		
	75+ Years Old	1,073,948		53,700		19,999.0		11,999.4		31,998.5		
	2019 PSA Patient Days	2019 PSA Estimated Populations	2019 PSA Use Rates (Per 1,000)	2019 HSA Minimum Use Rates	2019 HSA Maximum Use Rates	2024 PSA Planned Use Rates	2024 PSA Projected Populations	2024 PSA Planned Patient Days				
0-64 Years Old	8,274	8,400	985.0	265.5	707.9	707.9	8,100	5,734	Planned Average Daily Census	Planned Bed Need (90% Occ.)	Beds Needed	
65-74 Years Old	7,554	1,600	4,721.3	2,228.4	5,942.5	4,721.3	1,500	7,082				
75+ Years Old	8,634	1,100	7,849.1	11,999.4	31,998.5	11,999.4	1,100	13,199				
Planning Area Totals									26,015	71.3	79	79

INVENTORY OF HEALTH CARE FACILITIES AND SERVICES AND NEED DETERMINATIONS

Illinois Health Facilities and Services Review Board
Illinois Department of Public Health

10/25/2021

Page A-71

General Long-Term Care Category of Service

Planning Area: Bond							General Nursing Care				
Facility Name		City		County/Area		Beds	2019 Patient Days				
GREENVILLE NURSING & REHABILITATION		GREENVILLE		Bond County		90	14,269				
GREENVILLE REGIONAL HOSPITAL (SWING BEDS)		GREENVILLE		Bond County		0	1,264				
Planning Area Totals						90	15,533				
HEALTH SERVICE AREA	AGE GROUPS	2019 Patient Days	2019 Population	2019 Use Rates (Per 1,000)	2019 Minimum Use Rates	2019 Maximum Use Rates					
005	0-64 Years Old	207,939	470,000	442.4	265.5	707.9					
	65-74 Years Old	268,527	72,300	3,714.1	2,228.4	5,942.5					
	75+ Years Old	1,073,948	53,700	19,999.0	11,999.4	31,998.5					
	2019 PSA Patient Days	2019 PSA Estimated Populations	2019 PSA Use Rates (Per 1,000)	2019 HSA Minimum Use Rates	2019 HSA Maximum Use Rates	2024 PSA Planned Use Rates	2024 PSA Projected Populations	2024 PSA Planned Patient Days			
0-64 Years Old	1,412	13,100	107.8	265.5	707.9	265.5	14,100	3,743	Planned Average Daily Census	Planned Bed Need (90% Occ.)	Excess Beds
65-74 Years Old	1,977	2,000	988.5	2,228.4	5,942.5	2,228.4	2,000	4,457			
75+ Years Old	12,144	1,400	8,674.3	11,999.4	31,998.5	11,999.4	1,500	17,999			
Planning Area Totals						26,199	71.8	80	10		

INVENTORY OF HEALTH CARE FACILITIES AND SERVICES AND NEED DETERMINATIONS

Illinois Health Facilities and Services Review Board
Illinois Department of Public Health

10/25/2021

Page A-72

General Long-Term Care Category of Service

Planning Area: Clay		General Nursing Care										
Facility Name		City	County/Area	Beds	2019 Patient Days							
CLAY COUNTY HOSPITAL (SWING BEDS)		FLORA	Clay County	0	0							
FLORA GARDENS CARE CENTER		FLORA	Clay County	110	16,094							
FLORA REHAB & HEALTH CARE CTR		FLORA	Clay County	99	17,197							
Planning Area Totals				209	33,291							
HEALTH SERVICE AREA	AGE GROUPS	2019 Patient Days	2019 Population	2019 Use Rates (Per 1,000)	2019 Minimum Use Rates	2019 Maximum Use Rates						
005	0-64 Years Old	207,939	470,000	442.4	265.5	707.9						
	65-74 Years Old	268,527	72,300	3,714.1	2,228.4	5,942.5						
	75+ Years Old	1,073,948	53,700	19,999.0	11,999.4	31,998.5						
	2019 PSA Patient Days	2019 PSA Estimated Populations	2019 PSA Use Rates (Per 1,000)	2019 HSA Minimum Use Rates	2019 HSA Maximum Use Rates	2024 PSA Planned Use Rates	2024 PSA Projected Populations	2024 PSA Planned Patient Days				
0-64 Years Old	6,219	10,300	603.8	265.5	707.9	603.8	9,600	5,796	Planned Average Daily Census	Planned Bed Need (90% Occ.)	Excess Beds	
65-74 Years Old	3,658	1,700	2,151.8	2,228.4	5,942.5	2,228.4	1,600	3,566				
75+ Years Old	23,414	1,200	19,511.7	11,999.4	31,998.5	19,511.7	1,200	23,414				
Planning Area Totals									32,776	89.8	100	109

INVENTORY OF HEALTH CARE FACILITIES AND SERVICES AND NEED DETERMINATIONS

Illinois Health Facilities and Services Review Board
Illinois Department of Public Health

10/25/2021

Page A-73

General Long-Term Care Category of Service

Planning Area: Crawford		General Nursing Care									
Facility Name		City	County/Area	Beds	2019 Patient Days						
CRAWFORD MEMORIAL HOSPITAL (SWING BEDS)		ROBINSON	Crawford County	0	656						
CRAWFORD MEMORIAL HOSPITAL SNF UNIT		ROBINSON	Crawford County	0	6,737						
3/4/2020	E-008-20	Facility approved to discontinue a skilled care unit with 38 Nursing Care beds.									
HERITAGE HEALTH - ROBINSON		ROBINSON	Crawford County	67	17,378						
RIDGEVIEW CARE CENTER		OBLONG	Crawford County	55	17,848						
Planning Area Totals				122	42,619						
HEALTH SERVICE AREA	AGE GROUPS	2019 Patient Days	2019 Population	2019 Use Rates (Per 1,000)	2019 Minimum Use Rates	2019 Maximum Use Rates					
005	0-64 Years Old	207,939	470,000	442.4	265.5	707.9					
	65-74 Years Old	268,527	72,300	3,714.1	2,228.4	5,942.5					
	75+ Years Old	1,073,948	53,700	19,999.0	11,999.4	31,998.5					
0-64 Years Old	2019 PSA Patient Days	2019 PSA Estimated Populations	2019 PSA Use Rates (Per 1,000)	2019 HSA Minimum Use Rates	2019 HSA Maximum Use Rates	2024 PSA Planned Use Rates	2024 PSA Projected Populations	2024 PSA Planned Patient Days	Planned Average Daily Census	Planned Bed Need (90% Occ.)	Beds Needed
	754	14,900	50.6	265.5	707.9	265.5	14,400	3,823			
	3,395	2,200	1,543.2	2,228.4	5,942.5	2,228.4	2,300	5,125			
	38,470	1,600	24,043.8	11,999.4	31,998.5	24,043.8	1,700	40,874			
	Planning Area Totals			49,822			136.5	152			

INVENTORY OF HEALTH CARE FACILITIES AND SERVICES AND NEED DETERMINATIONS

Illinois Health Facilities and Services Review Board
Illinois Department of Public Health

10/25/2021

Page A-74

General Long-Term Care Category of Service

Planning Area: Edwards/Wabash						General Nursing Care					
Facility Name		City	County/Area		Beds	2019 Patient Days					
OAKVIEW NURSING & REHAB		MOUNT CARMEL	Wabash County		90	26,434					
2/1/2019	Name Change	Formerly "Oakview Heights Continuing Care & Rehab Center".									
REST HAVEN MANOR		ALBION	Edwards County		0	6,085					
6/30/2021	Closure	Facility ceased operations; 39 Nursing Care beds removed from inventory.									
WABASH GENERAL HOSPITAL (SWING BEDS)		MOUNT CARMEL	Wabash County		0	0					
Planning Area Totals					90	32,519					
HEALTH SERVICE AREA	AGE GROUPS	2019 Patient Days	2019 Population	2019 Use Rates (Per 1,000)	2019 Minimum Use Rates	2019 Maximum Use Rates					
	0-64 Years Old	207,939	470,000	442.4	265.5	707.9					
005	65-74 Years Old	268,527	72,300	3,714.1	2,228.4	5,942.5					
	75+ Years Old	1,073,948	53,700	19,999.0	11,999.4	31,998.5					
	2019 PSA Patient Days	2019 PSA Estimated Populations	2019 PSA Use Rates (Per 1,000)	2019 HSA Minimum Use Rates	2019 HSA Maximum Use Rates	2024 PSA Planned Use Rates	2024 PSA Projected Populations	2024 PSA Planned Patient Days			
0-64 Years Old	1,730	13,800	125.4	265.5	707.9	265.5	12,300	3,265	Planned Average Daily Census	Planned Bed Need (90% Occ.)	Beds Needed
65-74 Years Old	2,421	2,400	1,008.8	2,228.4	5,942.5	2,228.4	2,100	4,680			
75+ Years Old	28,368	1,700	16,687.1	11,999.4	31,998.5	16,687.1	1,800	30,037			
Planning Area Totals					37,982	104.1	116	26			

INVENTORY OF HEALTH CARE FACILITIES AND SERVICES AND NEED DETERMINATIONS

Illinois Health Facilities and Services Review Board
Illinois Department of Public Health

10/25/2021

Page A-75

General Long-Term Care Category of Service

Planning Area: Effingham						General Nursing Care				
Facility Name		City	County/Area		Beds	2019 Patient Days				
EFFINGHAM REHAB & HEALTH CARE CTR		EFFINGHAM	Effingham County		62	12,987				
EVERGREEN NSG & REHAB CENTER		EFFINGHAM	Effingham County		120	69,550				
LAKELAND REHAB & HEALTHCARE		EFFINGHAM	Effingham County		156	37,226				
LUTHERAN CARE CENTER		ALTAMONT	Effingham County		96	22,726				
Planning Area Totals					434	142,489				
HEALTH SERVICE AREA	AGE GROUPS	2019 Patient Days	2019 Population	2019 Use Rates (Per 1,000)	2019 Minimum Use Rates	2019 Maximum Use Rates				
005	0-64 Years Old	207,939	470,000	442.4	265.5	707.9				
	65-74 Years Old	268,527	72,300	3,714.1	2,228.4	5,942.5				
	75+ Years Old	1,073,948	53,700	19,999.0	11,999.4	31,998.5				
	2019 PSA Patient Days	2019 PSA Estimated Populations	2019 PSA Use Rates (Per 1,000)	2019 HSA Minimum Use Rates	2019 HSA Maximum Use Rates	2024 PSA Planned Use Rates	2024 PSA Projected Populations	2024 PSA Planned Patient Days		
	0-64 Years Old	12,589	27,600	456.1	265.5	707.9	456.1	26,000	11,859	
	65-74 Years Old	25,179	3,700	6,805.1	2,228.4	5,942.5	5,942.5	4,100	24,364	Planned Average Daily Census
	75+ Years Old	104,721	2,800	37,400.4	11,999.4	31,998.5	31,998.5	3,200	102,395	Planned Bed Need (90% Occ.)
Planning Area Totals					138,619	379.8	422	Excess Beds		

INVENTORY OF HEALTH CARE FACILITIES AND SERVICES AND NEED DETERMINATIONS

Illinois Health Facilities and Services Review Board
Illinois Department of Public Health

10/25/2021

Page A-76

General Long-Term Care Category of Service

Planning Area: Fayette		General Nursing Care								
Facility Name		City	County/Area	Beds	2019 Patient Days					
APERION CARE ST. ELMO		ST. ELMO	Fayette County	60	17,953					
FAYETTE COUNTY HOSPITAL (SWING BEDS)		VANDALIA	Fayette County	0	188					
FAYETTE COUNTY HOSPITAL NURSING HOME		VANDALIA	Fayette County	85	15,427					
VANDALIA REHAB & HLTHCARE CTR		VANDALIA	Fayette County	116	17,107					
Planning Area Totals				261	50,675					
HEALTH SERVICE AREA	AGE GROUPS	2019 Patient Days	2019 Population	2019 Use Rates (Per 1,000)	2019 Minimum Use Rates	2019 Maximum Use Rates				
005	0-64 Years Old	207,939	470,000	442.4	265.5	707.9				
	65-74 Years Old	268,527	72,300	3,714.1	2,228.4	5,942.5				
	75+ Years Old	1,073,948	53,700	19,999.0	11,999.4	31,998.5				
	2019 PSA Patient Days	2019 PSA Estimated Populations	2019 PSA Use Rates (Per 1,000)	2019 HSA Minimum Use Rates	2019 HSA Maximum Use Rates	2024 PSA Planned Use Rates	2024 PSA Projected Populations	2024 PSA Planned Patient Days		
	0-64 Years Old	9,718	17,000	571.6	265.5	707.9	571.6	17,000	9,718	
	65-74 Years Old	7,636	2,500	3,054.4	2,228.4	5,942.5	3,054.4	2,300	7,025	Planned Average Daily Census
	75+ Years Old	33,321	1,900	17,537.4	11,999.4	31,998.5	17,537.4	2,000	35,075	Planned Bed Need (90% Occ.)
				Planning Area Totals			51,818	142.0	158	Excess Beds

INVENTORY OF HEALTH CARE FACILITIES AND SERVICES AND NEED DETERMINATIONS

Illinois Health Facilities and Services Review Board
Illinois Department of Public Health

10/25/2021

Page A-77

General Long-Term Care Category of Service

Planning Area: Franklin		General Nursing Care				
Facility Name	City	County/Area	Beds	2019 Patient Days		
BENTON REHAB & HLTHCARE CTR	BENTON	Franklin County	67	13,754		
FRANKFORT HLTHCARE & REHAB CTR	WEST FRANKFORT	Franklin County	57	10,563		
FRANKLIN HOSPITAL (SWING BEDS)	BENTON	Franklin County	0	383		
HELIA HEALTHCARE OF BENTON	BENTON	Franklin County	83	21,780		
STONEBRIDGE NURSING & REHAB	BENTON	Franklin County	80	17,462		
WESTSIDE REHAB & CARE CENTER	WEST FRANKFORT	Franklin County	96	18,628		
Planning Area Totals			383	82,570		

HEALTH SERVICE AREA	AGE GROUPS	2019 Patient Days	2019 Population	2019 Use Rates (Per 1,000)	2019 Minimum Use Rates	2019 Maximum Use Rates
005	0-64 Years Old	207,939	470,000	442.4	265.5	707.9
	65-74 Years Old	268,527	72,300	3,714.1	2,228.4	5,942.5
	75+ Years Old	1,073,948	53,700	19,999.0	11,999.4	31,998.5

	2019 PSA Patient Days	2019 PSA Estimated Populations	2019 PSA Use Rates (Per 1,000)	2019 HSA Minimum Use Rates	2019 HSA Maximum Use Rates	2024 PSA Planned Use Rates	2024 PSA Projected Populations	2024 PSA Planned Patient Days				
0-64 Years Old	20,221	30,100	671.8	265.5	707.9	671.8	28,300	19,012	Planned Average Daily Census	Planned Bed Need (90% Occ.)	Excess Beds	
65-74 Years Old	16,177	4,900	3,301.4	2,228.4	5,942.5	3,301.4	4,500	14,856				
75+ Years Old	46,172	3,700	12,478.9	11,999.4	31,998.5	12,478.9	4,100	51,164				
Planning Area Totals									85,032	233.0	259	124

INVENTORY OF HEALTH CARE FACILITIES AND SERVICES AND NEED DETERMINATIONS

Illinois Health Facilities and Services Review Board
Illinois Department of Public Health

10/25/2021

Page A-78

General Long-Term Care Category of Service

Planning Area: Gallatin/Hamilton/Saline			General Nursing Care	
Facility Name	City	County/Area	Beds	2019 Patient Days
CARRIER MILLS NURSING & REHABILITATION CENTE	CARRIER MILLS	Saline County	99	21,216
ELDORADO REHAB AND HEALTHCARE	ELDORADO	Saline County	99	25,976
FERRELL HOSPITAL (SWING BEDS)	ELDORADO	Saline County	0	479
GALLATIN MANOR	RIDGWAY	Gallatin County	71	13,854
HAMILTON MEMORIAL HOSPITAL (SWING BEDS)	MCLEANSBORO	Hamilton County	0	2,343
HAMILTON MEMORIAL REHAB & HEALTHCARE CTR	MCLEANSBORO	Hamilton County	60	15,993
HARRISBURG MEDICAL CENTER (SWING BEDS)	HARRISBURG	Saline County	0	235
MCLEANSBORO REHAB & HLTHCARE CTR	MCLEANSBORO	Hamilton County	43	7,857
7/14/2020 Change	Facility address changed from 415 West Carpenter in McLeansboro to 405 West Carpenter in McLeansboro.			
SALINE CARE NURSING & REHAB	HARRISBURG	Saline County	142	35,865
SHAWNEE ROSE CARE CENTER	HARRISBURG	Saline County	68	6,934
Planning Area Totals			582	130,752

HEALTH SERVICE AREA	AGE GROUPS	2019 Patient Days	2019 Population	2019 Use Rates (Per 1,000)	2019 Minimum Use Rates	2019 Maximum Use Rates
005	0-64 Years Old	207,939	470,000	442.4	265.5	707.9
	65-74 Years Old	268,527	72,300	3,714.1	2,228.4	5,942.5
	75+ Years Old	1,073,948	53,700	19,999.0	11,999.4	31,998.5

	2019 PSA Patient Days	2019 PSA Estimated Populations	2019 PSA Use Rates (Per 1,000)	2019 HSA Minimum Use Rates	2019 HSA Maximum Use Rates	2024 PSA Planned Use Rates	2024 PSA Projected Populations	2024 PSA Planned Patient Days				
0-64 Years Old	20,430	28,200	724.5	265.5	707.9	707.9	26,300	18,617	Planned Average Daily Census	Planned Bed Need (90% Occ.)	Excess Beds	
65-74 Years Old	23,773	4,700	5,058.1	2,228.4	5,942.5	5,058.1	4,100	20,738				
75+ Years Old	86,549	3,600	24,041.4	11,999.4	31,998.5	24,041.4	3,600	86,549				
Planning Area Totals									125,904	344.9	383	199

INVENTORY OF HEALTH CARE FACILITIES AND SERVICES AND NEED DETERMINATIONS

Illinois Health Facilities and Services Review Board
Illinois Department of Public Health

10/25/2021

Page A-79

General Long-Term Care Category of Service

Planning Area: Hardin/Pope		General Nursing Care									
Facility Name		City	County/Area	Beds	2019 Patient Days						
HARDIN COUNTY HOSPITAL (SWING BEDS)		ROSICLARE	Hardin County	0	1,458						
ROSICLARE REHAB & HLTHCARE CTR		ROSICLARE	Hardin County	62	14,787						
Planning Area Totals				62	16,245						
HEALTH SERVICE AREA	AGE GROUPS	2019 Patient Days	2019 Population	2019 Use Rates (Per 1,000)	2019 Minimum Use Rates	2019 Maximum Use Rates					
005	0-64 Years Old	207,939	470,000	442.4	265.5	707.9					
	65-74 Years Old	268,527	72,300	3,714.1	2,228.4	5,942.5					
	75+ Years Old	1,073,948	53,700	19,999.0	11,999.4	31,998.5					
	2019 PSA Patient Days	2019 PSA Estimated Populations	2019 PSA Use Rates (Per 1,000)	2019 HSA Minimum Use Rates	2019 HSA Maximum Use Rates	2024 PSA Planned Use Rates	2024 PSA Projected Populations	2024 PSA Planned Patient Days			
0-64 Years Old	1,756	5,800	302.8	265.5	707.9	302.8	5,900	1,786	Planned Average Daily Census	Planned Bed Need (90% Occ.)	Excess Beds
65-74 Years Old	1,756	1,400	1,254.3	2,228.4	5,942.5	2,228.4	1,200	2,674			
75+ Years Old	12,733	900	14,147.8	11,999.4	31,998.5	14,147.8	900	12,733			
Planning Area Totals								17,193	47.1	52	10

INVENTORY OF HEALTH CARE FACILITIES AND SERVICES AND NEED DETERMINATIONS

Illinois Health Facilities and Services Review Board
Illinois Department of Public Health

10/25/2021

Page A-80

General Long-Term Care Category of Service

Planning Area: Jackson		General Nursing Care									
Facility Name		City	County/Area	Beds	2019 Patient Days						
INTEGRITY HEALTHCARE OF CARBONDALE		CARBONDALE	Jackson County	131	22,234						
MANOR COURT OF CARBONDALE		CARBONDALE	Jackson County	120	38,477						
ST. JOSEPH MEMORIAL HOSPITAL (SWING BEDS)		MURPHYSBORO	Jackson County	0	3,258						
Planning Area Totals				251	63,969						
HEALTH SERVICE AREA	AGE GROUPS	2019 Patient Days	2019 Population	2019 Use Rates (Per 1,000)	2019 Minimum Use Rates	2019 Maximum Use Rates					
005	0-64 Years Old	207,939	470,000	442.4	265.5	707.9					
	65-74 Years Old	268,527	72,300	3,714.1	2,228.4	5,942.5					
	75+ Years Old	1,073,948	53,700	19,999.0	11,999.4	31,998.5					
	2019 PSA Patient Days	2019 PSA Estimated Populations	2019 PSA Use Rates (Per 1,000)	2019 HSA Minimum Use Rates	2019 HSA Maximum Use Rates	2024 PSA Planned Use Rates	2024 PSA Projected Populations	2024 PSA Planned Patient Days			
0-64 Years Old	10,662	46,900	227.3	265.5	707.9	265.5	47,300	12,556	Planned Average Daily Census	Planned Bed Need (90% Occ.)	Excess Beds
65-74 Years Old	7,996	5,900	1,355.3	2,228.4	5,942.5	2,228.4	5,300	11,811			
75+ Years Old	45,311	4,000	11,327.8	11,999.4	31,998.5	11,999.4	4,200	50,398			
Planning Area Totals							74,764	204.8	228	23	

INVENTORY OF HEALTH CARE FACILITIES AND SERVICES AND NEED DETERMINATIONS

Illinois Health Facilities and Services Review Board
Illinois Department of Public Health

10/25/2021

General Long-Term Care Category of Service

Page A-81

Planning Area: Jasper			General Nursing Care								
Facility Name		City	County/Area		Beds	2019 Patient Days					
HELIA HEALTHCARE OF NEWTON		NEWTON	Jasper County		57	17,450					
11/1/2020	Name Change	Formerly Newton Care Center.									
Planning Area Totals					57	17,450					
HEALTH SERVICE AREA	AGE GROUPS	2019 Patient Days	2019 Population	2019 Use Rates (Per 1,000)	2019 Minimum Use Rates	2019 Maximum Use Rates					
005	0-64 Years Old	207,939	470,000	442.4	265.5	707.9					
	65-74 Years Old	268,527	72,300	3,714.1	2,228.4	5,942.5					
	75+ Years Old	1,073,948	53,700	19,999.0	11,999.4	31,998.5					
	2019 PSA Patient Days	2019 PSA Estimated Populations	2019 PSA Use Rates (Per 1,000)	2019 HSA Minimum Use Rates	2019 HSA Maximum Use Rates	2024 PSA Planned Use Rates	2024 PSA Projected Populations	2024 PSA Planned Patient Days			
0-64 Years Old	448	7,600	58.9	265.5	707.9	265.5	6,400	1,699	Planned Average Daily Census	Planned Bed Need (90% Occ.)	Beds Needed
65-74 Years Old	1,342	1,200	1,118.3	2,228.4	5,942.5	2,228.4	1,200	2,674			
75+ Years Old	15,660	800	19,575.0	11,999.4	31,998.5	19,575.0	900	17,618			
Planning Area Totals								21,991	60.2	67	10

INVENTORY OF HEALTH CARE FACILITIES AND SERVICES AND NEED DETERMINATIONS

Illinois Health Facilities and Services Review Board
Illinois Department of Public Health

10/25/2021

Page A-82

General Long-Term Care Category of Service

Planning Area: Jefferson			General Nursing Care		
Facility Name		City	County/Area	Beds	2019 Patient Days
CROSSROADS HOSPITAL (SWING BEDS)		MOUNT VERNON	Jefferson County	0	0
MOUNT VERNON COUNTRYSIDE MANOR		MOUNT VERNON	Jefferson County	91	28,483
MT. VERNON HEALTH CARE CENTER		MOUNT VERNON	Jefferson County	106	29,954
NATURE TRAIL HEALTH AND REHAB		MOUNT VERNON	Jefferson County	74	19,849
5/1/2021	Name Change	Formerly Nature Trail Health Care Center			
WHITE OAKS REHAB & HEALTH CARE		MOUNT VERNON	Jefferson County	65	14,202
Planning Area Totals				336	92,488

HEALTH SERVICE AREA	AGE GROUPS	2019 Patient Days	2019 Population	2019 Use Rates (Per 1,000)	2019 Minimum Use Rates	2019 Maximum Use Rates
	0-64 Years Old	207,939	470,000	442.4	265.5	707.9
005	65-74 Years Old	268,527	72,300	3,714.1	2,228.4	5,942.5
	75+ Years Old	1,073,948	53,700	19,999.0	11,999.4	31,998.5

	2019 PSA Patient Days	2019 PSA Estimated Populations	2019 PSA Use Rates (Per 1,000)	2019 HSA Minimum Use Rates	2019 HSA Maximum Use Rates	2024 PSA Planned Use Rates	2024 PSA Projected Populations	2024 PSA Planned Patient Days			
0-64 Years Old	11,028	30,000	367.6	265.5	707.9	367.6	29,000	10,660			
65-74 Years Old	16,363	4,700	3,481.5	2,228.4	5,942.5	3,481.5	4,200	14,622	Planned Average Daily Census	Planned Bed Need (90% Occ.)	Excess Beds
75+ Years Old	65,097	3,200	20,342.8	11,999.4	31,998.5	20,342.8	3,600	73,234			
Planning Area Totals								98,517	269.9	300	36

INVENTORY OF HEALTH CARE FACILITIES AND SERVICES AND NEED DETERMINATIONS

Illinois Health Facilities and Services Review Board
Illinois Department of Public Health

10/25/2021

Page A-83

General Long-Term Care Category of Service

Planning Area: Johnson/Massac		General Nursing Care									
Facility Name		City	County/Area	Beds	2019 Patient Days						
HILLVIEW HEALTHCARE CENTER		VIENNA	Johnson County	58	14,425						
MASSAC MEMORIAL HOSPITAL (SWING BEDS)		METROPOLIS	Massac County	0	267						
METROPOLIS NURSING & REHAB CENTER		METROPOLIS	Massac County	101	21,825						
SOUTHGATE HEALTH CARE CENTER		METROPOLIS	Massac County	140	46,284						
Planning Area Totals				299	82,801						
HEALTH SERVICE AREA	AGE GROUPS	2019 Patient Days	2019 Population	2019 Use Rates (Per 1,000)	2019 Minimum Use Rates	2019 Maximum Use Rates					
005	0-64 Years Old	207,939	470,000	442.4	265.5	707.9					
	65-74 Years Old	268,527	72,300	3,714.1	2,228.4	5,942.5					
	75+ Years Old	1,073,948	53,700	19,999.0	11,999.4	31,998.5					
0-64 Years Old	2019 PSA Patient Days	2019 PSA Estimated Populations	2019 PSA Use Rates (Per 1,000)	2019 HSA Minimum Use Rates	2019 HSA Maximum Use Rates	2024 PSA Planned Use Rates	2024 PSA Projected Populations	2024 PSA Planned Patient Days	Planned Average Daily Census	Planned Bed Need (90% Occ.)	Excess Beds
	4,665	20,300	229.8	265.5	707.9	265.5	21,100	5,601			
	10,496	3,400	3,087.1	2,228.4	5,942.5	3,087.1	3,200	9,879			
	67,640	2,700	25,051.9	11,999.4	31,998.5	25,051.9	3,000	75,156			
Planning Area Totals								90,635	248.3	276	23

INVENTORY OF HEALTH CARE FACILITIES AND SERVICES AND NEED DETERMINATIONS

Illinois Health Facilities and Services Review Board
Illinois Department of Public Health

10/25/2021

Page A-84

General Long-Term Care Category of Service

Planning Area:		Lawrence					General Nursing Care				
Facility Name		City		County/Area		Beds	2019 Patient Days				
APERION CARE BRIDGEPORT		BRIDGEPORT		Lawrence County		99	25,305				
LAWRENCE COUNTY HOSPITAL (SWING BEDS)		LAWRENCEVILLE		Lawrence County		0	494				
UNITED METHODIST VILLAGE NORTH CAMPUS		LAWRENCEVILLE		Lawrence County		0	22,428				
8/18/2021	Closure	Facility closed; 98 Nursing Care beds removed from inventory.									
Planning Area Totals						99	48,227				
HEALTH SERVICE AREA	AGE GROUPS	2019 Patient Days	2019 Population	2019 Use Rates (Per 1,000)		2019 Minimum Use Rates		2019 Maximum Use Rates			
005	0-64 Years Old	207,939	470,000	442.4		265.5		707.9			
	65-74 Years Old	268,527	72,300	3,714.1		2,228.4		5,942.5			
	75+ Years Old	1,073,948	53,700	19,999.0		11,999.4		31,998.5			
	2019 PSA Patient Days	2019 PSA Estimated Populations	2019 PSA Use Rates (Per 1,000)	2019 HSA Minimum Use Rates	2019 HSA Maximum Use Rates	2024 PSA Planned Use Rates	2024 PSA Projected Populations	2024 PSA Planned Patient Days			
0-64 Years Old	6,838	12,700	538.4	265.5	707.9	538.4	13,200	7,107	Planned Average Daily Census	Planned Bed Need (90% Occ.)	Beds Needed
65-74 Years Old	8,278	1,700	4,869.4	2,228.4	5,942.5	4,869.4	1,900	9,252			
75+ Years Old	33,111	1,300	25,470.0	11,999.4	31,998.5	25,470.0	1,500	38,205			
Planning Area Totals						54,564	149.5	166	67		

INVENTORY OF HEALTH CARE FACILITIES AND SERVICES AND NEED DETERMINATIONS

Illinois Health Facilities and Services Review Board
Illinois Department of Public Health

10/25/2021

Page A-85

General Long-Term Care Category of Service

Planning Area: Marion			General Nursing Care		
Facility Name		City	County/Area	Beds	2019 Patient Days
CENTRALIA MANOR		CENTRALIA	Marion County	120	35,375
DOCTORS NURSING & REHAB CENTER		SALEM	Marion County	120	13,845
FIRESIDE HOUSE OF CENTRALIA		CENTRALIA	Marion County	98	26,794
ODIN HEALTH AND REHAB CENTER		ODIN	Marion County	99	29,658
5/1/2021	Name Change	Formerly Odin Health Care Center			
SALEM TOWNSHIP HOSPITAL (SWING BEDS)		SALEM	Marion County	0	0
TWIN WILLOWS NURSING CENTER		SALEM	Marion County	72	11,406
Planning Area Totals				509	117,078

HEALTH SERVICE AREA	AGE GROUPS	2019 Patient Days	2019 Population	2019 Use Rates (Per 1,000)	2019 Minimum Use Rates	2019 Maximum Use Rates
005	0-64 Years Old	207,939	470,000	442.4	265.5	707.9
	65-74 Years Old	268,527	72,300	3,714.1	2,228.4	5,942.5
	75+ Years Old	1,073,948	53,700	19,999.0	11,999.4	31,998.5

	2019 PSA Patient Days	2019 PSA Estimated Populations	2019 PSA Use Rates (Per 1,000)	2019 HSA Minimum Use Rates	2019 HSA Maximum Use Rates	2024 PSA Planned Use Rates	2024 PSA Projected Populations	2024 PSA Planned Patient Days				
0-64 Years Old	13,693	29,500	464.2	265.5	707.9	464.2	27,100	12,579	Planned Average Daily Census	Planned Bed Need (90% Occ.)	Excess Beds	
65-74 Years Old	20,540	4,500	4,564.4	2,228.4	5,942.5	4,564.4	4,400	20,084				
75+ Years Old	82,845	3,400	24,366.2	11,999.4	31,998.5	24,366.2	3,800	92,591				
Planning Area Totals									125,254	343.2	381	128

INVENTORY OF HEALTH CARE FACILITIES AND SERVICES AND NEED DETERMINATIONS

Illinois Health Facilities and Services Review Board
Illinois Department of Public Health

10/25/2021

Page A-86

General Long-Term Care Category of Service

Planning Area: Perry			General Nursing Care									
Facility Name		City	County/Area	Beds	2019 Patient Days							
DUQUOIN NURSING AND REHAB		DUQUOIN	Perry County	72	21,554							
FAIRVIEW REHAB & HEALTHCARE		DUQUOIN	Perry County	76	16,765							
7/1/2019	Name Change	Formerly Fairview Nursing Center.										
MARSHALL BROWNING HOSPITAL (SWING BEDS)		DUQUOIN	Perry County	0	905							
PINCKNEYVILLE COMM. HOSP. (SWING BEDS)		PINCKNEYVILLE	Perry County	0	2,114							
PINCKNEYVILLE NURSING & REHAB		PINCKNEYVILLE	Perry County	60	19,906							
Planning Area Totals				208	61,244							
HEALTH SERVICE AREA	AGE GROUPS	2019 Patient Days	2019 Population	2019 Use Rates (Per 1,000)	2019 Minimum Use Rates	2019 Maximum Use Rates						
005	0-64 Years Old	207,939	470,000	442.4	265.5	707.9						
	65-74 Years Old	268,527	72,300	3,714.1	2,228.4	5,942.5						
	75+ Years Old	1,073,948	53,700	19,999.0	11,999.4	31,998.5						
	2019 PSA Patient Days	2019 PSA Estimated Populations	2019 PSA Use Rates (Per 1,000)	2019 HSA Minimum Use Rates	2019 HSA Maximum Use Rates	2024 PSA Planned Use Rates	2024 PSA Projected Populations	2024 PSA Planned Patient Days				
0-64 Years Old	3,852	16,700	230.7	265.5	707.9	265.5	16,700	4,433	Planned Average Daily Census	Planned Bed Need (90% Occ.)	Excess Beds	
65-74 Years Old	10,400	2,500	4,160.0	2,228.4	5,942.5	4,160.0	2,400	9,984				
75+ Years Old	46,992	1,800	26,106.7	11,999.4	31,998.5	26,106.7	1,900	49,603				
Planning Area Totals									64,020	175.4	195	13

INVENTORY OF HEALTH CARE FACILITIES AND SERVICES AND NEED DETERMINATIONS

Illinois Health Facilities and Services Review Board
Illinois Department of Public Health

10/25/2021

Page A-87

General Long-Term Care Category of Service

Planning Area: Randolph			General Nursing Care									
Facility Name		City	County/Area	Beds	2019 Patient Days							
COULTERVILLE REHAB & HEALTH CARE CENTER		COULTERVILLE	Randolph County	75	23,803							
COULTERVILLE REHAB & HEALTH CARE CENTER (PE		COULTERVILLE	Randolph County	0								
12/10/2019	19-030	Received permit to add 25 Nursing Care beds to existing facility; resulting facility will have 100 Nursing Care beds.										
9/14/2020	19-030	Permit relinquished.										
8/26/2020	20-024	Received permit to add 25 Nursing Care beds to existing facility; resulting facility will have 100 Nursing Care beds. Replaces project 19-030										
MEMORIAL HOSPITAL (SWING BEDS)		CHESTER	Randolph County	0	680							
RANDOLPH COUNTY CARE CENTER		SPARTA	Randolph County	100	20,643							
RED BUD REGIONAL CARE		RED BUD	Randolph County	115	26,358							
RED BUD REGIONAL HOSPITAL (SWING BEDS)		RED BUD	Randolph County	0	3,311							
SPARTA COMMUNITY HOSPITAL (SWING BEDS)		SPARTA	Randolph County	0	873							
THREE SPRINGS LODGE		CHESTER	Randolph County	83	21,237							
Planning Area Totals				398	96,905							
HEALTH SERVICE AREA	AGE GROUPS	2019 Patient Days	2019 Population	2019 Use Rates (Per 1,000)	2019 Minimum Use Rates	2019 Maximum Use Rates						
005	0-64 Years Old	207,939	470,000	442.4	265.5	707.9						
	65-74 Years Old	268,527	72,300	3,714.1	2,228.4	5,942.5						
	75+ Years Old	1,073,948	53,700	19,999.0	11,999.4	31,998.5						
	2019 PSA Patient Days	2019 PSA Estimated Populations	2019 PSA Use Rates (Per 1,000)	2019 HSA Minimum Use Rates	2019 HSA Maximum Use Rates	2024 PSA Planned Use Rates	2024 PSA Projected Populations	2024 PSA Planned Patient Days				
0-64 Years Old	6,922	25,300	273.6	265.5	707.9	273.6	24,100	6,594	Planned Average Daily Census	Planned Bed Need (90% Occ.)	Excess Beds	
65-74 Years Old	14,228	3,700	3,845.4	2,228.4	5,942.5	3,845.4	3,700	14,228				
75+ Years Old	75,755	2,900	26,122.4	11,999.4	31,998.5	26,122.4	3,000	78,367				
Planning Area Totals									99,189	271.8	302	96

INVENTORY OF HEALTH CARE FACILITIES AND SERVICES AND NEED DETERMINATIONS

Illinois Health Facilities and Services Review Board
Illinois Department of Public Health

10/25/2021

Page A-88

General Long-Term Care Category of Service

Planning Area: Richland			General Nursing Care		
Facility Name		City	County/Area	Beds	2019 Patient Days
HELIA HEALTHCARE OF OLNEY		OLNEY	Richland County	118	27,421
RICHLAND MEMORIAL HOSPITAL		OLNEY	Richland County	20	0
6/25/2019	Bed Change	Facility discontinued 14 Nursing Care beds. Facility now has 20 Nursing Care beds.			
RICHLAND MEMORIAL HOSPITAL (SWING BEDS)		OLNEY	Richland County	0	0
RICHLAND NURSING & REHAB		OLNEY	Richland County	157	39,720
4/1/2019	Name Change	Formerly Burgin Manor			
7/1/2020	Name Change	Formerly Aperion Care Olney			
Planning Area Totals				295	67,141

HEALTH SERVICE AREA	AGE GROUPS	2019 Patient Days	2019 Population	2019 Use Rates (Per 1,000)	2019 Minimum Use Rates	2019 Maximum Use Rates
005	0-64 Years Old	207,939	470,000	442.4	265.5	707.9
	65-74 Years Old	268,527	72,300	3,714.1	2,228.4	5,942.5
	75+ Years Old	1,073,948	53,700	19,999.0	11,999.4	31,998.5

	2019 PSA Patient Days	2019 PSA Estimated Populations	2019 PSA Use Rates (Per 1,000)	2019 HSA Minimum Use Rates	2019 HSA Maximum Use Rates	2024 PSA Planned Use Rates	2024 PSA Projected Populations	2024 PSA Planned Patient Days				
0-64 Years Old	16,952	12,100	1,401.0	265.5	707.9	707.9	11,400	8,070	Planned Average Daily Census	Planned Bed Need (90% Occ.)	Excess Beds	
65-74 Years Old	18,613	1,800	10,340.6	2,228.4	5,942.5	5,942.5	2,000	11,885				
75+ Years Old	31,576	1,700	18,574.1	11,999.4	31,998.5	18,574.1	1,700	31,576				
Planning Area Totals									51,531	141.2	157	138

INVENTORY OF HEALTH CARE FACILITIES AND SERVICES AND NEED DETERMINATIONS

Illinois Health Facilities and Services Review Board
Illinois Department of Public Health

10/25/2021

Page A-89

General Long-Term Care Category of Service

Planning Area: Union		General Nursing Care										
Facility Name		City	County/Area	Beds	2019 Patient Days							
ILLINOIS VETERANS HOME AT ANNA		ANNA	Union County	50	17,487							
INTEGRITY HEALTHCARE OF ANNA		ANNA	Union County	70	20,529							
INTEGRITY HEALTHCARE OF COBDEN		COBDEN	Union County	74	21,347							
JONESBORO REHAB & HLTHCARE CTR		JONESBORO	Union County	77	8,972							
UNION COUNTY HOSPITAL (SWING BEDS)		ANNA	Union County	0	0							
UNION COUNTY HOSPITAL LTC		ANNA	Union County	22	5,322							
Planning Area Totals				293	73,657							
HEALTH SERVICE AREA	AGE GROUPS	2019 Patient Days	2019 Population	2019 Use Rates (Per 1,000)	2019 Minimum Use Rates	2019 Maximum Use Rates						
005	0-64 Years Old	207,939	470,000	442.4	265.5	707.9						
	65-74 Years Old	268,527	72,300	3,714.1	2,228.4	5,942.5						
	75+ Years Old	1,073,948	53,700	19,999.0	11,999.4	31,998.5						
	2019 PSA Patient Days	2019 PSA Estimated Populations	2019 PSA Use Rates (Per 1,000)	2019 HSA Minimum Use Rates	2019 HSA Maximum Use Rates	2024 PSA Planned Use Rates	2024 PSA Projected Populations	2024 PSA Planned Patient Days				
0-64 Years Old	15,758	12,800	1,231.1	265.5	707.9	707.9	12,500	8,848	Planned Average Daily Census	Planned Bed Need (90% Occ.)	Excess Beds	
65-74 Years Old	12,459	2,200	5,663.2	2,228.4	5,942.5	5,663.2	2,200	12,459				
75+ Years Old	45,440	1,700	26,729.4	11,999.4	31,998.5	26,729.4	2,000	53,459				
Planning Area Totals									74,766	204.8	228	65

INVENTORY OF HEALTH CARE FACILITIES AND SERVICES AND NEED DETERMINATIONS

Illinois Health Facilities and Services Review Board
Illinois Department of Public Health

10/25/2021

Page A-90

General Long-Term Care Category of Service

Planning Area: Washington		General Nursing Care									
Facility Name		City	County/Area		Beds	2019 Patient Days					
FRIENDSHIP MANOR HEALTH CARE		NASHVILLE	Washington County		120	30,650					
WASHINGTON COUNTY HOSPITAL		NASHVILLE	Washington County		28	8,387					
WASHINGTON COUNTY HOSPITAL (SWING BEDS)		NASHVILLE	Washington County		0	988					
Planning Area Totals					148	40,025					
HEALTH SERVICE AREA	AGE GROUPS	2019 Patient Days	2019 Population	2019 Use Rates (Per 1,000)	2019 Minimum Use Rates	2019 Maximum Use Rates					
005	0-64 Years Old	207,939	470,000	442.4	265.5	707.9					
	65-74 Years Old	268,527	72,300	3,714.1	2,228.4	5,942.5					
	75+ Years Old	1,073,948	53,700	19,999.0	11,999.4	31,998.5					
	2019 PSA Patient Days	2019 PSA Estimated Populations	2019 PSA Use Rates (Per 1,000)	2019 HSA Minimum Use Rates	2019 HSA Maximum Use Rates	2024 PSA Planned Use Rates	2024 PSA Projected Populations	2024 PSA Planned Patient Days			
0-64 Years Old	2,965	10,900	272.0	265.5	707.9	272.0	10,200	2,775	Planned Average Daily Census	Planned Bed Need (90% Occ.)	Excess Beds
65-74 Years Old	3,335	1,700	1,961.8	2,228.4	5,942.5	2,228.4	1,900	4,234			
75+ Years Old	33,725	1,400	24,089.3	11,999.4	31,998.5	24,089.3	1,400	33,725			
Planning Area Totals								40,734	111.6	124	24

INVENTORY OF HEALTH CARE FACILITIES AND SERVICES AND NEED DETERMINATIONS

Illinois Health Facilities and Services Review Board
Illinois Department of Public Health

10/25/2021

Page A-91

General Long-Term Care Category of Service

Planning Area: Wayne		General Nursing Care									
Facility Name		City	County/Area		Beds	2019 Patient Days					
APERION CARE FAIRFIELD		FAIRFIELD	Wayne County		104	11,989					
CISNE REHAB & HLTHCARE CTR		CISNE	Wayne County		35	10,177					
FAIRFIELD MEMORIAL HOSPITAL		FAIRFIELD	Wayne County		30	5,299					
Planning Area Totals					169	27,465					
HEALTH SERVICE AREA	AGE GROUPS	2019 Patient Days	2019 Population	2019 Use Rates (Per 1,000)	2019 Minimum Use Rates	2019 Maximum Use Rates					
005	0-64 Years Old	207,939	470,000	442.4	265.5	707.9					
	65-74 Years Old	268,527	72,300	3,714.1	2,228.4	5,942.5					
	75+ Years Old	1,073,948	53,700	19,999.0	11,999.4	31,998.5					
	2019 PSA Patient Days	2019 PSA Estimated Populations	2019 PSA Use Rates (Per 1,000)	2019 HSA Minimum Use Rates	2019 HSA Maximum Use Rates	2024 PSA Planned Use Rates	2024 PSA Projected Populations	2024 PSA Planned Patient Days			
0-64 Years Old	4,096	12,500	327.7	265.5	707.9	327.7	11,800	3,867	Planned Average Daily Census	Planned Bed Need (90% Occ.)	Excess Beds
65-74 Years Old	5,059	2,100	2,409.0	2,228.4	5,942.5	2,409.0	2,000	4,818			
75+ Years Old	18,310	1,700	10,770.6	11,999.4	31,998.5	11,999.4	1,600	19,199			
Planning Area Totals					27,884	76.4	85	84			

INVENTORY OF HEALTH CARE FACILITIES AND SERVICES AND NEED DETERMINATIONS

Illinois Health Facilities and Services Review Board
Illinois Department of Public Health

10/25/2021

Page A-92

General Long-Term Care Category of Service

Planning Area: White			General Nursing Care			
Facility Name			City	County/Area	Beds	2019 Patient Days
CARMI MANOR REHAB & NURSING CENTER			CARMI	White County	74	20,472
ENFIELD REHAB & HLTHCARE CTR			ENFIELD	White County	47	7,026
MEADOWBROOK SKILLED NURSING & REHAB			GRAYVILLE	White County	66	11,674
2/26/2019	Bed Change	Facility discontinued 14 Nursing Care beds; facility now has 60 Nursing Care beds.				
6/24/2021	Bed Change	Facility added 6 Nursing Care beds; facility now has 66 Nursing Care beds.				
8/1/2021	Name Change	Formerly Meadowood				
WABASH CHRISTIAN RETIREMENT			CARMI	White County	156	46,318
Planning Area Totals					343	85,490

HEALTH SERVICE AREA	AGE GROUPS	2019 Patient Days	2019 Population	2019 Use Rates (Per 1,000)	2019 Minimum Use Rates	2019 Maximum Use Rates
005	0-64 Years Old	207,939	470,000	442.4	265.5	707.9
	65-74 Years Old	268,527	72,300	3,714.1	2,228.4	5,942.5
	75+ Years Old	1,073,948	53,700	19,999.0	11,999.4	31,998.5

	2019 PSA Patient Days	2019 PSA Estimated Populations	2019 PSA Use Rates (Per 1,000)	2019 HSA Minimum Use Rates	2019 HSA Maximum Use Rates	2024 PSA Planned Use Rates	2024 PSA Projected Populations	2024 PSA Planned Patient Days			
0-64 Years Old	14,374	10,500	1,369.0	265.5	707.9	707.9	9,400	6,654	Planned Average Daily Census	Planned Bed Need (90% Occ.)	Excess Beds
65-74 Years Old	18,536	1,700	10,903.5	2,228.4	5,942.5	5,942.5	1,700	10,102			
75+ Years Old	52,580	1,400	37,557.1	11,999.4	31,998.5	31,998.5	1,500	47,998			
Planning Area Totals								64,754	177.4	197	146

INVENTORY OF HEALTH CARE FACILITIES AND SERVICES AND NEED DETERMINATIONS

Illinois Health Facilities and Services Review Board
Illinois Department of Public Health

10/25/2021

Page A-93

General Long-Term Care Category of Service

Planning Area: Williamson			General Nursing Care		
Facility Name		City	County/Area	Beds	2019 Patient Days
HEARTLAND REGIONAL MED. CTR. (SWING BEDS)		MARION	Williamson County	0	0
HELIA HEALTHCARE OF ENERGY		ENERGY	Williamson County	91	19,852
INTEGRITY HEALTHCARE OF HERRIN		HERRIN	Williamson County	49	12,593
INTEGRITY HEALTHCARE OF MARION		MARION	Williamson County	125	27,375
PARKWAY MANOR		MARION	Williamson County	131	35,375
SHAWNEE SENIOR LIVING		HERRIN	Williamson County	159	10,124
10/1/2019	Name Change	Formerly Shawnee Christian Village.			
SUNSHINE GARDENS NURSING & REHAB (PERMIT)		MARION	Williamson County	10	0
8/29/2021	21-006	Received permit to establish a long-term care facility with 10 Nursing Care beds at 442 Comfort Drive in Marion.			
Planning Area Totals				565	105,319

HEALTH SERVICE AREA	AGE GROUPS	2019 Patient Days	2019 Population	2019 Use Rates (Per 1,000)	2019 Minimum Use Rates	2019 Maximum Use Rates
005	0-64 Years Old	207,939	470,000	442.4	265.5	707.9
	65-74 Years Old	268,527	72,300	3,714.1	2,228.4	5,942.5
	75+ Years Old	1,073,948	53,700	19,999.0	11,999.4	31,998.5

	2019 PSA Patient Days	2019 PSA Estimated Populations	2019 PSA Use Rates (Per 1,000)	2019 HSA Minimum Use Rates	2019 HSA Maximum Use Rates	2024 PSA Planned Use Rates	2024 PSA Projected Populations	2024 PSA Planned Patient Days				
0-64 Years Old	12,583	53,000	237.4	265.5	707.9	265.5	53,700	14,255	Planned Average Daily Census	Planned Bed Need (90% Occ.)	Excess Beds	
65-74 Years Old	27,356	8,100	3,377.3	2,228.4	5,942.5	3,377.3	7,800	26,343				
75+ Years Old	65,380	5,800	11,272.4	11,999.4	31,998.5	11,999.4	6,600	79,196				
Planning Area Totals									119,794	328.2	365	200

INVENTORY OF HEALTH CARE FACILITIES AND SERVICES AND NEED DETERMINATIONS
General Nursing Care

Illinois Health Facilities and Services Review Board
Illinois Department of Public Health

10/26/2021
Page A - 94

INVENTORY OF HEALTH CARE FACILITIES

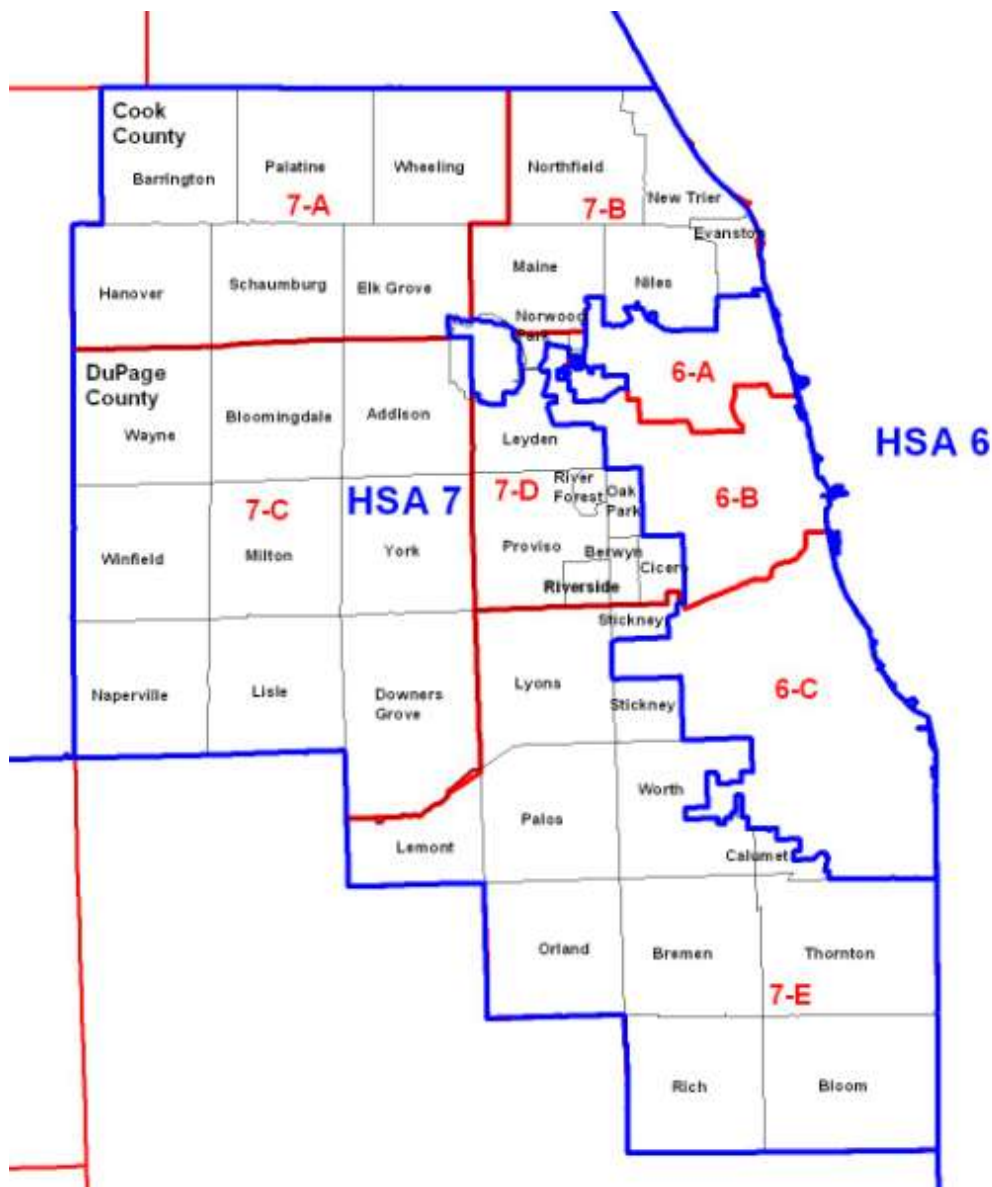
**HEALTH
SERVICE
AREA
6**

INVENTORY OF HEALTH CARE FACILITIES AND SERVICES AND NEED DETERMINATIONS
General Nursing Care

Illinois Health Facilities and Services Review Board
 Illinois Department of Public Health

10/26/2021
 Page A - 95

Health Service Area 6



Planning Area 6-A consists of the following Chicago Community Areas: Rogers Park (1), West Ridge (2), Uptown (3), Lincoln Square (4), Edison Park (9), Norwood Park (10), Jefferson Park (11), Forest Glen (12), North Park (13), Albany Park (14), Portage Park (15), Irving Park (16), Avondale (21) and Edgewater (77).

Planning Area 6-B consists of the following Chicago Community Areas: North Center (5), Lakeview (6), Lincoln Park (7), Near North Side (8), Dunning (17), Montclare (18), Belmont Cragin (19), Hermosa (20), Logan Square (22), Humboldt Park (23), West Town (24), Austin (25), West Garfield Park (26), East Garfield Park (27), Near West Side (28), North Lawndale (29), South Lawndale (30), Lower West Side (31), Loop (32), and O'Hare (76).

Planning Area 6-C consists of the following Chicago Community Areas: Near North Side (8), Armour Square (34), Douglas (35), Oakland (36), Fuller Park (37), Grand Boulevard (38), Kenwood (39), Washington Park (40), Hyde Park (41), Woodlawn (42), South Shore (43), Chatham (44), Avalon Park (45), South Chicago (46), Burnside (47), Calumet Heights (48), Roseland (49), Pullman (50), South Deering (51), East Side (52), West Pullman (53), Riverdale (54), Hegewisch (55), Garfield Ridge (56), Archer Heights (57), Brighton Park (58), McKinley Park (59), Bridgeport (60), New City (61), West Elsdon (62), Gage Park (63), Clearing (64), West Lawn (65), Chicago Lawn (66), West Englewood (67), Englewood (68), Greater Grand Crossing (69), Ashburn (70), Auburn Gresham (71), Beverly (72), Washington Heights (73), Mount Greenwood (74) and Morgan Park (75).

INVENTORY OF HEALTH CARE FACILITIES AND SERVICES AND NEED DETERMINATIONS
General Nursing Care

Illinois Health Facilities and Services Review Board
Illinois Department of Public Health

10/26/2021
Page A - 96

Summary of General Long-Term Nursing Care Beds and Need by Planning Area				
Health Service Area 6				
PLANNING AREA	EXISTING BEDS	PROJECTED BEDS NEEDED - 2024	ADDITIONAL BEDS NEEDED	EXCESS BEDS
Planning Area 6-A	6476	5453	0	1023
Planning Area 6-B	3060	4016	956	0
Planning Area 6-C	4564	5556	992	0
HSA 6 TOTALS	14100	15025	1948	1023

INVENTORY OF HEALTH CARE FACILITIES AND SERVICES AND NEED DETERMINATIONS

Illinois Health Facilities and Services Review Board
Illinois Department of Public Health

10/25/2021

Page A-97

General Long-Term Care Category of Service

Planning Area: Planning Area 6-A			General Nursing Care	
Facility Name	City	County/Area	Beds	2019 Patient Days
ADMIRAL AT THE LAKE	CHICAGO	Area 3 - Uptown	36	11,881
ALDEN ESTATES OF NORTHMOOR	CHICAGO	Area 12 - Forest Glen	198	67,075
ALDEN-LAKELAND REHAB & CARE CENTER	CHICAGO	Area 3 - Uptown	300	57,000
ALL AMERICAN NURSING HOME	CHICAGO	Area 77 - Edgewater	144	47,850
AMBASSADOR NURSING & REHABILITATION CENTER	CHICAGO	Area 14 - Albany Park	190	52,548
APERION CARE LAKESHORE	CHICAGO	Area 1 - Rogers Park	313	223
7/1/2021 Name Change Formerly The Mosaic of Lakeshore				
APERION CARE WEST RIDGE	CHICAGO	Area 1 - Rogers Park	136	40,019
2/3/2020 Name Change Formerly Ridgeview Rehab & Nursing Center.				
ASCENSION RESURRECTION LIFE	CHICAGO	Area 10 - Norwood Park	157	52,820
11/1/2020 Name Change Formerly Presence Resurrection Life Center.				
ASTORIA PLACE LIVING & REHABILITATION	CHICAGO	Area 2 - West Ridge	164	56,859
ATRIUM HEALTH CARE CENTER	CHICAGO	Area 1 - Rogers Park	160	46,139
BALMORAL HOME	CHICAGO	Area 4 - Lincoln Square	213	68,815
BEACON CARE AND REHABILITATION	CHICAGO	Area 3 - Uptown	143	29,291
6/29/2021 Name Change Formerly Beacon Care Center				
BIRCHWOOD PLAZA	CHICAGO	Area 1 - Rogers Park	200	49,745
BUCKINGHAM PAVILION	CHICAGO	Area 2 - West Ridge	247	33,982
CARLTON AT THE LAKE	CHICAGO	Area 3 - Uptown	244	64,145
CHALET LIVING & REHAB	CHICAGO	Area 1 - Rogers Park	219	67,150
CLARK MANOR	CHICAGO	Area 1 - Rogers Park	267	93,173
8/31/2019 Name Change Formerly Clark Manor Convalescent Center.				
CONTINENTAL NURSING & REHABILITATION CENTER	CHICAGO	Area 4 - Lincoln Square	208	54,040
ELEVATE CARE CHICAGO NORTH	CHICAGO	Area 2 - West Ridge	312	57,148
12/5/2019 Name Change Formerly Glencrest Healthcare & Rehab Center.				
ELEVATE CARE IRVING PARK	CHICAGO	Area 16 - Irving Park	117	26,696
12/1/2019 Name Change Formerly Elston Nursing & Rehab. Center.				
FAIRMONT CARE	CHICAGO	Area 14 - Albany Park	186	56,415
FARGO HEALTH CARE CENTER	CHICAGO	Area 1 - Rogers Park	99	32,117
1/1/2021 Name Change Formerly Arbour Healthcare Center.				
FOSTER HEALTH & REHAB CENTER	CHICAGO	Area 4 - Lincoln Square	46	14,385
HARMONY NURSING AND REHAB CTR	CHICAGO	Area 14 - Albany Park	180	58,285
LAKEFRONT NURSING & REHABILITATION CENTER	CHICAGO	Area 1 - Rogers Park	99	33,968
MADO HEALTHCARE - UPTOWN	CHICAGO	Area 3 - Uptown	132	43,673
NORWOOD CROSSING	CHICAGO	Area 10 - Norwood Park	131	40,476
OUR LADY OF RESURRECTION MEDICAL CENTER	CHICAGO	Area 15 - Portage Park	66	12,306
PARK VIEW REHABILITATION CENTER	CHICAGO	Area 77 - Edgewater	128	43,856
PAUL HOUSE & HEALTH CARE CENTER	CHICAGO	Area 16 - Irving Park	110	28,816

INVENTORY OF HEALTH CARE FACILITIES AND SERVICES AND NEED DETERMINATIONS

Illinois Health Facilities and Services Review Board
Illinois Department of Public Health

10/25/2021

Page A-98

General Long-Term Care Category of Service

Planning Area: Planning Area 6-A			General Nursing Care								
Facility Name		City	County/Area		Beds	2019 Patient Days					
12/31/2019	Name Change	Formerly St. Paul's House & Health Care Center.									
PETERSON PARK NURSING HOME		CHICAGO	Area 13 - North Park		196	67,842					
SELFHELP HOME OF CHICAGO		CHICAGO	Area 3 - Uptown		72	21,486					
SHERIDAN VILLAGE NURSING & REHAB		CHICAGO	Area 77 - Edgewater		191	57,773					
12/1/2019	Name Change	Formerly Sheridan Shores Care & Rehab. Center.									
ST. JOSEPH VILLAGE		CHICAGO	Area 21 - Avondale		54	16,510					
SWEDISH HOSPITAL		CHICAGO	Area 4 - Lincoln Square		0	4,976					
4/20/2020	Bed Change	Facility discontinued 19 Skilled Care (Long-Term Care) beds. Facility now has 18 Long-Term Nursing Care beds.									
10/13/2020	E-044-20	Hospital discontinued 18 bed Long-Term Care category of service.									
10/13/2020	E-044-20	Facility received exemption approval to discontinue 18 bed Long-Term Care category of service.									
THE DANISH HOME		CHICAGO	Area 10 - Norwood Park		17	3,427					
THE WATREFORD CARE CENTER		CHICAGO	Area 1 - Rogers Park		141	49,056					
UPTOWN CARE AND REHABILITATION		CHICAGO	Area 3 - Uptown		310	86,027					
6/29/2021	Name Change	Formerly Uptown Care Center									
WARREN PARK HEALTH & LIVING CENTER		CHICAGO	Area 2 - West Ridge		127	44,005					
WESLEY PLACE		CHICAGO	Area 3 - Uptown		108	24,929					
WESTWOOD MANOR		CHICAGO	Area 2 - West Ridge		115	35,746					
Planning Area Totals					6,476	1,752,673					
HEALTH SERVICE AREA	AGE GROUPS	2019 Patient Days	2019 Population	2019 Use Rates (Per 1,000)	2019 Minimum Use Rates	2019 Maximum Use Rates					
	0-64 Years Old	1,487,629	2,437,100	610.4	366.2	976.7					
006	65-74 Years Old	1,000,387	105,800	9,455.5	5,673.3	15,128.7					
	75+ Years Old	1,495,430	134,400	11,126.7	6,676.0	17,802.7					
	2019 PSA Patient Days	2019 PSA Estimated Populations	2019 PSA Use Rates (Per 1,000)	2019 HSA Minimum Use Rates	2019 HSA Maximum Use Rates	2024 PSA Planned Use Rates	2024 PSA Projected Populations	2024 PSA Planned Patient Days			
0-64 Years Old	631,952	544,500	1,160.6	366.2	976.7	976.7	558,900	545,853	Planned Average Daily Census	Planned Bed Need (90% Occ.)	Excess Beds
65-74 Years Old	477,817	19,300	24,757.4	5,673.3	15,128.7	15,128.7	41,600	629,355			
75+ Years Old	704,224	28,100	25,061.4	6,676.0	17,802.7	17,802.7	34,600	615,975			
Planning Area Totals								1,791,182	4,907.3	5,453	1,023

INVENTORY OF HEALTH CARE FACILITIES AND SERVICES AND NEED DETERMINATIONS

Illinois Health Facilities and Services Review Board
Illinois Department of Public Health

10/25/2021

Page A-99

General Long-Term Care Category of Service

Planning Area: Planning Area 6-B			General Nursing Care									
Facility Name		City	County/Area	Beds	2019 Patient Days							
ALDEN LINCOLN REHAB & HC CTR		CHICAGO	Area 6 - Lakeview	96	32,195							
BETHESDA REHAB & SENIOR CARE		CHICAGO	Area 18 - Montclare	96	32,294							
CENTER HOME HISPANIC ELDERLY		CHICAGO	Area 24 - West Town	156	52,560							
CENTRAL NURSING HOME		CHICAGO	Area 19 - Belmont Cragin	245	82,961							
LAKEVIEW REHAB & NURSING CENTER		CHICAGO	Area 7 - Lincoln Park	178	45,732							
LITTLE SISTERS OF THE POOR		CHICAGO	Area 7 - Lincoln Park	76	25,647							
LITTLE VILLAGE NURSING & REHAB CENTER		CHICAGO	Area 30 - South Lawndale	106	36,015							
MAYFIELD CARE AND REHABILITATION		CHICAGO	Area 25 - Austin	156	51,726							
6/29/2021	Name Change	Formerly Mayfield Care Center										
RESTORATIVE CARE INSTITUTE (PERMIT)		CHICAGO	Area 8 - Near North Side	98	0							
9/22/2020	20-033	permit issued to establish a 98 bed nursing care facility at 50 East Huron Street in Chicago.										
SCHWAB REHABILITATION HOSPITAL		CHICAGO	Area 29 - North Lawndale	0								
12/10/2019	E-052-19	Exemption for discontinuation of 21 bed Long-Term Care category of service was approved by State Board Chairwoman.										
ST. ELIZABETH HOSPITAL		CHICAGO	Area 24 - West Town	0	5,914							
12/8/2020	E-058-20	Facility received exemption to discontinue a 28-bed Skilled Nursing (Long-Term Care) category of service.										
ST. JOSEPH HOSPITAL		CHICAGO	Area 6 - Lakeview	26	6,525							
SYMPHONY ENCORE		CHICAGO	Area 30 - South Lawndale	297	101,692							
11/1/2020	Name Change	Formerly California Gardens Nursing & Rehab.										
SYMPHONY OF CHICAGO WEST		CHICAGO	Area 25 - Austin	234	81,968							
SYMPHONY OF LINCOLN PARK		CHICAGO	Area 7 - Lincoln Park	248	81,771							
TERRACES AT THE CLARE		CHICAGO	Area 8 - Near North Side	50	17,177							
THE AUSTIN OASIS		CHICAGO	Area 25 - Austin	216	69,821							
WARREN BARR GOLD COAST		CHICAGO	Area 8 - Near North Side	271	63,586							
WARREN BARR LINCOLN PARK		CHICAGO	Area 7 - Lincoln Park	109	29,535							
WINSTON MANOR CONVALESCENT		CHICAGO	Area 24 - West Town	180	32,120							
WOODBIDGE NURSING PAVILION		CHICAGO	Area 22 - Logan Square	222	73,969							
Planning Area Totals				3,060	923,208							
HEALTH SERVICE AREA	AGE GROUPS	2019 Patient Days	2019 Population	2019 Use Rates (Per 1,000)	2019 Minimum Use Rates	2019 Maximum Use Rates						
	0-64 Years Old	1,487,629	2,437,100	610.4	366.2	976.7						
006	65-74 Years Old	1,000,387	105,800	9,455.5	5,673.3	15,128.7						
	75+ Years Old	1,495,430	134,400	11,126.7	6,676.0	17,802.7						
	2019 PSA Patient Days	2019 PSA Estimated Populations	2019 PSA Use Rates (Per 1,000)	2019 HSA Minimum Use Rates	2019 HSA Maximum Use Rates	2024 PSA Planned Use Rates	2024 PSA Projected Populations	2024 PSA Planned Patient Days				
0-64 Years Old	307,372	975,700	315.0	366.2	976.7	366.2	884,000	323,761				
65-74 Years Old	225,794	35,600	6,342.5	5,673.3	15,128.7	6,342.5	81,500	516,916	Planned Average Daily Census	Planned Bed Need (90% Occ.)	Beds Needed	
75+ Years Old	390,042	35,700	10,925.5	6,676.0	17,802.7	10,925.5	43,800	478,539				
Planning Area Totals									1,319,216	3,614.3	4,016	956

INVENTORY OF HEALTH CARE FACILITIES AND SERVICES AND NEED DETERMINATIONS

Illinois Health Facilities and Services Review Board
Illinois Department of Public Health

General Long-Term Care Category of Service

10/25/2021

Page A-100

Planning Area: Planning Area 6-C			General Nursing Care								
Facility Name		City	County/Area	Beds	2019 Patient Days						
APERION CARE INTERNATIONAL		CHICAGO	Area 59 - McKinley Park	218	60,036						
BELHAVEN NURSING & REHAB. CENTER		CHICAGO	Area 75 - Morgan Park	221	67,513						
BRIA OF FOREST EDGE		CHICAGO	Area 70 - Ashburn	328	89,425						
COMMUNITY CARE CENTER		CHICAGO	Area 38 - Grand Boulevard	204	61,320						
KENSINGTON PLACE NURSING & REHAB		CHICAGO	Area 35 - Douglas	155	49,273						
MERCY CIRCLE		CHICAGO	Area 74 - Mount Greenwood	23	8,306						
MONTGOMERY PLACE		CHICAGO	Area 41 - Hyde Park	40	11,387						
PARKSHORE ESTATES NURSING & REHAB		CHICAGO	Area 42 - Woodlawn	318	55,474						
PRINCETON REHAB & HEALTH CARE CENTER		CHICAGO	Area 69 - Gr. Grand Cross	225	59,347						
SMITH VILLAGE		CHICAGO	Area 75 - Morgan Park	93	27,825						
3/30/2021	Bed Change	Facility discontinued 7 Nursing Care beds; facility now currently operating 93 Nursing Care beds.									
SMITH VILLAGE (PERMIT)		CHICAGO	Area 75 - Morgan Park	-15	0						
4/30/2019	19-004	Facility received permit for modernization project which will result in 22 bed Nursing Care reduction to 78 Nursing Care beds.									
SOUTHPORT NURSING & REHABILITATION CENTER		CHICAGO	Area 73 - Washington Hts.	228	65,175						
SOUTHVIEW MANOR		CHICAGO	Area 35 - Douglas	200	62,166						
9/5/2019	Name Change	Formerly Southview Manor Nursing Center.									
SYMPHONY AT MIDWAY		CHICAGO	Area 56 - Garfield Ridge	249	84,803						
SYMPHONY AT 87TH STREET		CHICAGO	Area 70 - Ashburn	210	67,522						
SYMPHONY OF BRONZEVILLE		CHICAGO	Area 35 - Douglas	302	97,418						
SYMPHONY OF MORGAN PARK		CHICAGO	Area 75 - Morgan Park	294	89,909						
SYMPHONY OF SOUTH SHORE		CHICAGO	Area 43 - South Shore	248	80,080						
THE ESTATES OF HYDE PARK		CHICAGO	Area 39 - Kenwood	155	40,381						
THE VILLA AT WINDSOR PARK		CHICAGO	Area 43 - South Shore	240	67,074						
WARREN BARR SOUTH LOOP		CHICAGO	Area 33 - Near South Side	210	51,346						
WATERFRONT TERRACE		CHICAGO	Area 43 - South Shore	118	38,565						
WENTWORTH REHAB & HEALTH CARE CENTER		CHICAGO	Area 69 - Gr. Grand Cross	300	73,220						
Planning Area Totals				4,564	1,307,565						
HEALTH SERVICE AREA	AGE GROUPS	2019 Patient Days	2019 Population	2019 Use Rates (Per 1,000)	2019 Minimum Use Rates	2019 Maximum Use Rates					
	0-64 Years Old	1,487,629	2,437,100	610.4	366.2	976.7					
006	65-74 Years Old	1,000,387	105,800	9,455.5	5,673.3	15,128.7					
	75+ Years Old	1,495,430	134,400	11,126.7	6,676.0	17,802.7					
	2019 PSA Patient Days	2019 PSA Estimated Populations	2019 PSA Use Rates (Per 1,000)	2019 HSA Minimum Use Rates	2019 HSA Maximum Use Rates	2024 PSA Planned Use Rates	2024 PSA Projected Populations	2024 PSA Planned Patient Days			
0-64 Years Old	548,305	916,900	598.0	366.2	976.7	598.0	862,900	516,013			
65-74 Years Old	296,776	50,900	5,830.6	5,673.3	15,128.7	5,830.6	116,000	676,346	Planned Average Daily Census	Planned Bed Need (90% Occ.)	Beds Needed
75+ Years Old	401,164	70,600	5,682.2	6,676.0	17,802.7	6,676.0	94,800	632,887			
Planning Area Totals								1,825,247	5,000.7	5,556	992

INVENTORY OF HEALTH CARE FACILITIES AND SERVICES AND NEED DETERMINATIONS
General Nursing Care

Illinois Health Facilities and Services Review Board
Illinois Department of Public Health

10/26/2021
Page A - 101

INVENTORY OF HEALTH CARE FACILITIES

**HEALTH
SERVICE
AREA**

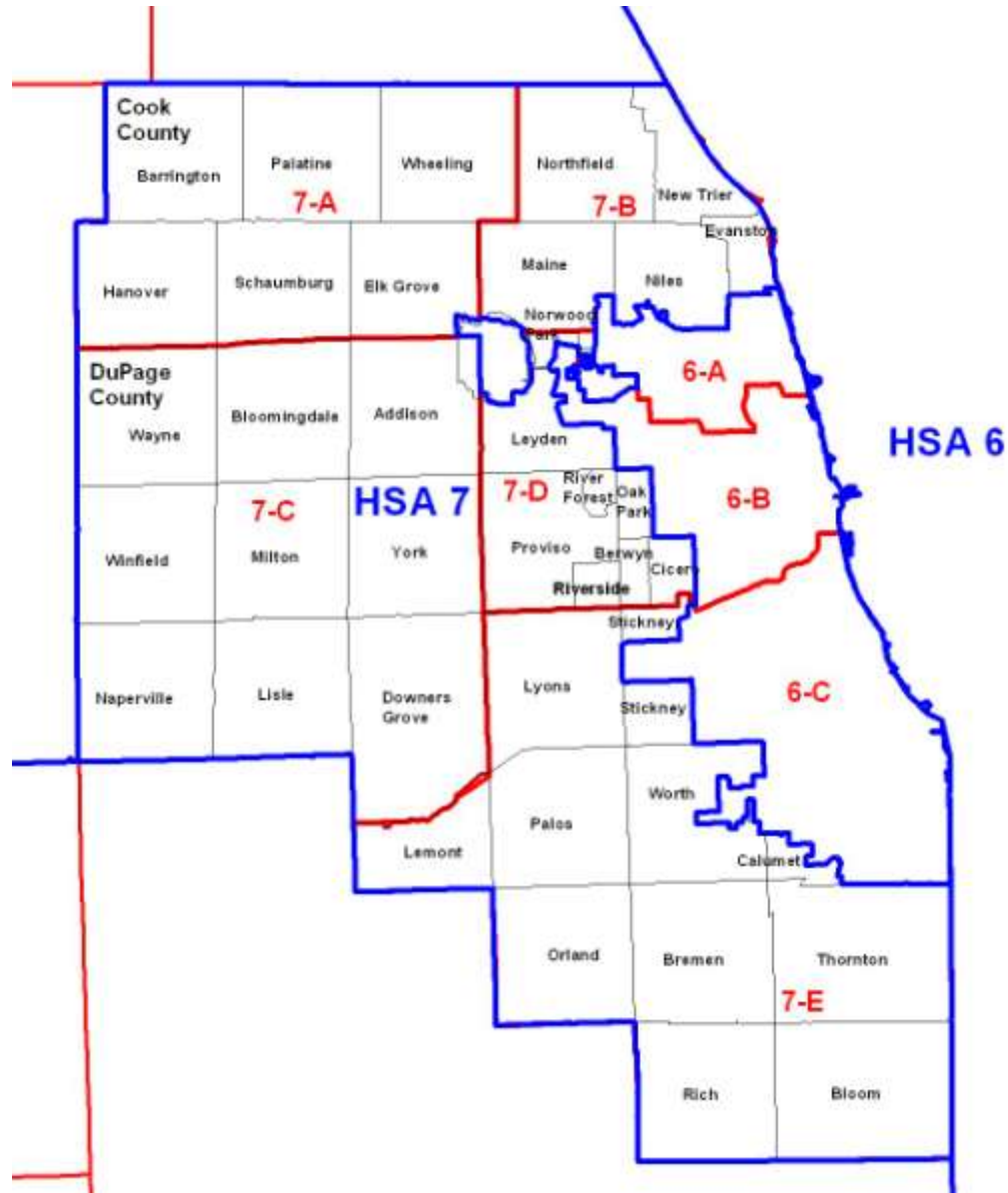
7

INVENTORY OF HEALTH CARE FACILITIES AND SERVICES AND NEED DETERMINATIONS
General Nursing Care

Illinois Health Facilities and Services Review Board
Illinois Department of Public Health

10/26/2021
Page A - 102

Health Service Area 7



INVENTORY OF HEALTH CARE FACILITIES AND SERVICES AND NEED DETERMINATIONS
General Nursing Care

Illinois Health Facilities and Services Review Board
Illinois Department of Public Health

10/26/2021
Page A - 103

Summary of General Long-Term Nursing Care Beds and Need by Planning Area				
Health Service Area 7				
PLANNING AREA	EXISTING BEDS	PROJECTED BEDS NEEDED - 2024	ADDITIONAL BEDS NEEDED	EXCESS BEDS
Planning Area 7-A	3281	3274	0	7
Planning Area 7-B	6168	4804	0	1364
Planning Area 7-C	5942	5293	0	649
Planning Area 7-D	2881	1874	0	1007
Planning Area 7-E	8505	6598	0	1907
HSA 7 TOTALS	26777	21843	0	4934

INVENTORY OF HEALTH CARE FACILITIES AND SERVICES AND NEED DETERMINATIONS

Illinois Health Facilities and Services Review Board
Illinois Department of Public Health

10/25/2021

Page A-104

General Long-Term Care Category of Service

Planning Area: Planning Area 7-A			General Nursing Care	
Facility Name	City	County/Area	Beds	2019 Patient Days
ADDOLORATA VILLA	WHEELING	Wheeling Township	98	30,542
ALDEN ESTATES OF BARRINGTON	BARRINGTON	Barrington Township	150	44,723
ALDEN-POPLAR CREEK REHAB & CARE	HOFFMAN ESTATES	Schaumburg Township	217	65,898
APERION CARE PLUM GROVE	PALATINE	Palatine Township	69	21,769
ASBURY COURT NURSING & REHAB	DES PLAINES	Elk Grove Township	79	4,124
1/8/2021 Bed Change Facility added 8 Nursing Care beds. Facility now has 79 Nursing Care beds.				
BELLA TERRA SCHAUMBURG	SCHAUMBURG	Schaumburg Township	214	56,326
6/9/2021 Name Change Formerly Lexington of Schaumburg				
BELLA TERRA STREAMWOOD	STREAMWOOD	Hanover Township	214	53,284
9/1/2019 Name Change Formerly Lexington of Streamwood.				
BELLA TERRA WHEELING	WHEELING	Wheeling Township	215	59,991
9/1/2019 Name Change Formerly Lexington of Wheeling.				
CHURCH CREEK	ARLINGTON HEIGHTS	Wheeling Township	0	10,062
5/7/2021 Closure Facility closed; 56 Nursing Care beds removed from inventory.				
DIMENSIONS LIVING PROSPECT HEIGHTS	PROSPECT HGTS	Wheeling Township	30	7,836
2/1/2021 Name Change Formerly Brookdale Prospect Heights				
FRIENDSHIP VILLAGE SCHAUMBURG	SCHAUMBURG	Schaumburg Township	250	60,675
GREEK AMERICAN REHAB & CARE CENTER	WHEELING	Wheeling Township	188	52,318
HEALTHBRIDGE OF ARLINGTON HEIGHTS	ARLINGTON HEIGHTS	Wheeling Township	120	21,085
5/12/2020 Name Change Formerly Transitional Care of Arlington Heights.				
INVERNESS HEALTH & REHAB	INVERNESS	Palatine Township	142	39,589
2/1/2020 Name Change Formerly Rosewood Care Center Inverness.				
LITTLE SISTERS OF PALATINE	PALATINE	Palatine Township	59	20,147
10/18/2019 Name Change Formerly St. Joseph's Home for the Elderly.				
LUTHERAN HOME FOR AGED	ARLINGTON HEIGHTS	Wheeling Township	354	111,115
PROMEDICA SKILLED NURSING ARLINGTON HEIGHT	ARLINGTON HEIGHTS	Elk Grove Township	151	32,012
7/1/2021 Name Change Formerly Manorcare of Arlington Heights				
PROMEDICA SKILLED NURSING ELK GROVE	ELK GROVE VILLG	Elk Grove Township	190	55,548
7/1/2021 Name Change Formerly Manorcare of Elk Grove Village				
SYMPHONY OF HANOVER PARK	HANOVER PARK	Hanover Township	150	32,415
THE MOORINGS OF ARLINGTON HEIGHTS	ARLINGTON HEIGHTS	Elk Grove Township	116	25,572
1/22/2020 Bed Change Facility discontinued 44 Sheltered Care beds category of service; facility now has 116 Nursing Care beds and 0 Sheltered Care beds.				
THE OAKS HEALTH CARE CENTER	BARTLETT	Hanover Township	120	26,066
4/14/2021 Name Change Formerly Assisi Health Care Center at Clare Oaks				
THE PEARL OF ROLLING MEADOWS	ROLLING MEADOWS	Palatine Township	155	38,857

INVENTORY OF HEALTH CARE FACILITIES AND SERVICES AND NEED DETERMINATIONS

Illinois Health Facilities and Services Review Board
Illinois Department of Public Health

10/25/2021

Page A-105

General Long-Term Care Category of Service

Planning Area: Planning Area 7-A										General Nursing Care	
Facility Name		City		County/Area						Beds	2019 Patient Days
Planning Area Totals										3,281	869,954
HEALTH SERVICE AREA	AGE GROUPS	2019 Patient Days	2019 Population	2019 Use Rates (Per 1,000)		2019 Minimum Use Rates		2019 Maximum Use Rates			
007	0-64 Years Old	1,625,584	2,780,800	584.6		350.7		935.3			
	65-74 Years Old	1,336,639	360,000	3,712.9		2,227.7		5,940.6			
	75+ Years Old	4,090,476	243,600	16,791.8		10,075.1		26,866.8			
	2019 PSA Patient Days	2019 PSA Estimated Populations	2019 PSA Use Rates (Per 1,000)	2019 HSA Minimum Use Rates	2019 HSA Maximum Use Rates	2024 PSA Planned Use Rates	2024 PSA Projected Populations	2024 PSA Planned Patient Days			
0-64 Years Old	65,861	501,600	131.3	350.7	935.3	350.7	416,700	146,155	Planned Average Daily Census	Planned Bed Need (90% Occ.)	Excess Beds
65-74 Years Old	125,023	84,500	1,479.6	2,227.7	5,940.6	2,227.7	89,300	198,936			
75+ Years Old	679,070	39,800	17,062.1	10,075.1	26,866.8	17,062.1	42,800	730,256			
Planning Area Totals								1,075,348	2,946.2	3,274	7

INVENTORY OF HEALTH CARE FACILITIES AND SERVICES AND NEED DETERMINATIONS

Illinois Health Facilities and Services Review Board
Illinois Department of Public Health

10/25/2021

Page A-106

General Long-Term Care Category of Service

Planning Area: Planning Area 7-B			General Nursing Care	
Facility Name	City	County/Area	Beds	2019 Patient Days
ABINGTON OF GLENVIEW	GLENVIEW	Northfield Township	192	36,819
ALDEN - DES PLAINES REHAB/HCC	DES PLAINES	Maine Township	110	27,469
ALDEN ESTATES OF EVANSTON	EVANSTON	Evanston Township	99	23,487
ALDEN ESTATES OF SKOKIE	SKOKIE	Niles Township	56	9,923
ALDEN NORTH SHORE REHAB & HC	SKOKIE	Niles Township	93	22,370
APERION CARE EVANSTON	EVANSTON	Evanston Township	57	18,615
ASCENSION NAZARETHVILLE PLACE	DES PLAINES	Maine Township	68	25,849
11/1/2020 Name Change Formerly Presence Nazarethville				
ASCENSION RESURRECTION PLACE	PARK RIDGE	Maine Township	298	63,749
11/1/2020 Name Change Formerly Presence Resurrection Nursing & Rehab.				
ASCENSION SAINT BENEDICT	NILES	Niles Township	99	27,646
11/1/2020 Name Change Formerly Presence Saint Benedict Nursing & Rehab				
AVANTARA PARK RIDGE	PARK RIDGE	Maine Township	154	44,217
BELLA TERRA MORTON GROVE	MORTON GROVE	Niles Township	211	56,679
BRANDEL HEALTH AND REHAB	NORTHBROOK	Northfield Township	102	29,632
6/19/2019 Name Change Formerly Covenant Health Care Center - Northbrook.				
CELEBRATE SENIOR LIVING NILES	NILES	Niles Township	55	12,761
2/25/2020 Name Change Formerly Glen Saint Andrew Living Community				
10/22/2021 Name Change Formerly Elevate St. Andrew Living Community.				
CITADEL CARE - WILMETTE	WILMETTE	New Trier Township	80	20,769
DEERFIELD CROSSING NORTHBROOK	NORTHBROOK	Northfield Township	147	31,683
2/1/2020 Name Change Formerly Rosewood Care Center Northbrook.				
6/1/2021 Name Change Formerly Lake Cook Rehab & Healthcare				
DOBSON PLAZA	EVANSTON	Evanston Township	97	29,132
ELEVATE CARE NILES	NILES	Maine Township	302	67,800
12/5/2019 Name Change Formerly Glen Bridge Nursing & Rehab Center.				
ELEVATE CARE NORTH BRANCH	NILES	Niles Township	212	49,720
10/1/2020 Name Change Formerly Avanti Wellness & Rehab				
ELEVATE CARE NORTHBROOK	NORTHBROOK	Northfield Township	298	63,903
12/5/2019 Name Change Formerly Glen Oaks Nursing & Rehab Center.				
GENERATIONS AT REGENCY	NILES	Niles Township	300	70,649
GENERATIONS OAKTON PAVILION	DES PLAINES	Maine Township	294	41,524
GLENVIEW TERRACE NURSING CTR	GLENVIEW	Northfield Township	314	91,345
GROSSE POINTE MANOR	NILES	Niles Township	99	32,229
GROVE OF NORTHBROOK	NORTHBROOK	Northfield Township	134	44,131
GROVE OF SKOKIE	SKOKIE	Niles Township	149	50,990
LANDMARK OF DES PLAINES REHABILITATION	DES PLAINES	Maine Township	231	46,132
LEE MANOR	DES PLAINES	Maine Township	262	84,991
LINCOLNWOOD PLACE	LINCOLNWOOD	Niles Township	40	10,652

INVENTORY OF HEALTH CARE FACILITIES AND SERVICES AND NEED DETERMINATIONS

Illinois Health Facilities and Services Review Board
Illinois Department of Public Health

10/25/2021

Page A-107

General Long-Term Care Category of Service

Planning Area: Planning Area 7-B			General Nursing Care		
Facility Name		City	County/Area	Beds	2019 Patient Days
NILES NURSING & REHABILITATION CENTER		NILES	Niles Township	304	104,077
PARK RIDGE CARE CENTER		PARK RIDGE	Maine Township	46	15,986
SYMPHONY EVANSTON HEALTHCARE		EVANSTON	Evanston Township	158	38,811
THE CITADEL OF GLENVIEW		GLENVIEW	Northfield Township	135	23,301
11/16/2020	Name Change	Formerly Presence Maryhaven Nursing & Rehab.			
THE CITADEL OF NORTHBROOK		NORTHBROOK	Northfield Township	158	49,070
1/7/2019	Name Change	Formerly Manor Care of Northbrook			
THE CITADEL OF SKOKIE		SKOKIE	Niles Township	113	32,173
2/3/2020	Name Change	Formerly Cambridge Nursing & Rehab Center.			
THE GROVE OF EVANSTON LIVING & REHAB		EVANSTON	Evanston Township	124	36,689
THE MATHER EVANSTON		EVANSTON	Evanston Township	37	9,986
1/1/2020	Name Change	Formerly The Mather.			
THREE CROWNS PARK		EVANSTON	Evanston Township	49	15,330
2/4/2020	Bed Change	Facility discontinued 43 Sheltered Care beds. Facility now has 49 Nursing Care beds and 39 Sheltered Care beds.			
VI AT THE GLEN		GLENVIEW	Northfield Township	47	15,584
WARREN BARR LIEBERMAN		SKOKIE	Niles Township	240	65,931
8/1/2021	Name Change	Formerly Lieberman Center for Health & Rehabilitation			
WESTMINSTER PLACE		EVANSTON	Evanston Township	204	56,852
Planning Area Totals				6,168	1,598,656

HEALTH SERVICE AREA	AGE GROUPS	2019 Patient Days	2019 Population	2019 Use Rates (Per 1,000)	2019 Minimum Use Rates	2019 Maximum Use Rates
007	0-64 Years Old	1,625,584	2,780,800	584.6	350.7	935.3
	65-74 Years Old	1,336,639	360,000	3,712.9	2,227.7	5,940.6
	75+ Years Old	4,090,476	243,600	16,791.8	10,075.1	26,866.8

	2019 PSA Patient Days	2019 PSA Estimated Populations	2019 PSA Use Rates (Per 1,000)	2019 HSA Minimum Use Rates	2019 HSA Maximum Use Rates	2024 PSA Planned Use Rates	2024 PSA Projected Populations	2024 PSA Planned Patient Days				
0-64 Years Old	258,078	330,500	780.9	350.7	935.3	780.9	270,700	211,382	Planned Average Daily Census	Planned Bed Need (90% Occ.)	Excess Beds	
65-74 Years Old	269,824	58,900	4,581.1	2,227.7	5,940.6	4,581.1	56,200	257,455				
75+ Years Old	1,070,754	44,400	24,116.1	10,075.1	26,866.8	24,116.1	46,000	1,109,340				
Planning Area Totals									1,578,177	4,323.8	4,804	1,364

INVENTORY OF HEALTH CARE FACILITIES AND SERVICES AND NEED DETERMINATIONS

Illinois Health Facilities and Services Review Board
Illinois Department of Public Health

10/25/2021

Page A-108

General Long-Term Care Category of Service

Planning Area: Planning Area 7-C			General Nursing Care	
Facility Name	City	County/Area	Beds	2019 Patient Days
ABBINGTON REHAB & NURSING CTR	ROSELLE	Bloomington Township	82	22,364
AHVA CARE OF WINFIELD	WINFIELD	Winfield Township	138	47,368
6/24/2021 Name Change Formerly Winfield Woods Healthcare Center				
ALDEN ESTATES OF BARTLETT (PERMIT)	BARTLETT	Wayne Township	68	0
5/10/2016 16-006 Permit issued to construct and establish a nursing care facility with 68 Nursing Care beds on Route 59 between Apple Valley Drive and Congress Drive in Bartlett.				
ALDEN ESTATES OF NAPERVILLE	NAPERVILLE	Naperville Township	203	45,317
ALDEN-VALLEY RIDGE REHAB & CARE	BLOOMINGDALE	Bloomington Township	207	62,048
APERION CARE WEST CHICAGO	WEST CHICAGO	Wayne Township	213	74,825
ARISTA HEALTHCARE	NAPERVILLE	Naperville Township	153	29,074
BEACON HILL	LOMBARD	York Township	110	37,536
BELLA TERRA BLOOMINGDALE	BLOOMINGDALE	Bloomington Township	166	43,369
6/9/2021 Name Change Formerly Lexington Health Care Center Bloomington				
BELLA TERRA ELMHURST	ELMHURST	York Township	145	33,462
6/9/2021 Name Change Formerly Lexington of Elmhurst				
BELLA TERRA LOMBARD	LOMBARD	York Township	224	51,179
6/9/2021 Name Change Formerly Lexington Health Care Center Lombard				
BRIA OF WESTMONT	WESTMONT	Downers Grove Township	215	68,097
BRIDGEWAY SENIOR LIVING	BENSENVILLE	Addison Township	226	61,260
BROOKDALE PLAZA LISLE SNF	LISLE	Lisle Township	55	17,786
BURGESS SQUARE	WESTMONT	Downers Grove Township	203	39,303
CHATEAU NRSG & REHAB CENTER	WILLOWBROOK	Downers Grove Township	150	40,785
COVENANT LIVING-WINDSOR PARK	CAROL STREAM	Bloomington Township	80	22,787
5/24/2019 Name Change Formerly Windsor Park Manor.				
DIMENSIONS LIVING BURR RIDGE	BURR RIDGE	Downers Grove Township	29	7,567
2/1/2021 Name Change Formerly Brookdale Burr Ridge				
DUPAGE CARE CENTER	WHEATON	Milton Township	368	115,988
ELMHURST EXTENDED CARE CENTER	ELMHURST	York Township	108	23,914
FOREST VIEW REHAB & NURSING CENTER	ITASCA	Addison Township	144	44,404
MARIANOJOY REHAB HOSPITAL	WHEATON	Milton Township	0	
1/6/2021 E-065-20 Hospital received exemption to discontinue 14 bed long-term care category of service.				
MEADOWBROOK MANOR	NAPERVILLE	Naperville Township	245	38,753
OAK BROOK CARE	OAK BROOK	York Township	156	35,974
OAK TRACE	DOWNERS GROVE	Downers Grove Township	102	37,975
6/3/2019 16-056 Completed project for replacement facility; reduced Nursing Care beds from 160 to 102.				
PARK PLACE CHRISTIAN VILLAGE	ELMHURST	York Township	37	11,224
PROMEDICA SKILLED NURSING HINSDALE	HINSDALE	Downers Grove Township	202	54,693
7/1/2021 Name Change Formerly Manorcare of Hinsdale				
PROVIDENCE OF DOWNERS GROVE	DOWNERS GROVE	Downers Grove Township	145	28,327

INVENTORY OF HEALTH CARE FACILITIES AND SERVICES AND NEED DETERMINATIONS

Illinois Health Facilities and Services Review Board
Illinois Department of Public Health

10/25/2021

Page A-109

General Long-Term Care Category of Service

Planning Area: Planning Area 7-C			General Nursing Care								
Facility Name		City	County/Area	Beds	2019 Patient Days						
ST. PATRICK'S RESIDENCE		NAPERVILLE	Naperville Township	209	47,856						
TABOR HILLS HEALTHCARE		NAPERVILLE	Naperville Township	169	46,227						
THE GROVE OF ELMHURST		ELMHURST	York Township	180	55,445						
THE PEARL OF NAPERVILLE		NAPERVILLE	Naperville Township	118	15,580						
6/1/2020	Name Change	Formerly Naperville Manor Health & Rehab Center									
THE SPRINGS AT MONARCH LANDING		NAPERVILLE	Naperville Township	96	30,686						
THRIVE FOX VALLEY		AURORA	Naperville Township	68	0						
10/9/2020	Name Change	Formerly Transitional Care of Fox Valley.									
10/9/2020	16-002	Facility licensed for operation with 68 Nursing Care beds.									
THRIVE LISLE		LISLE	Lisle Township	68	0						
6/2/2020	Name Change	Formerly Transitional Care of Lisle.									
6/2/2020	15-056	Facility licensed for operation.									
WEST CHICAGO TERRACE		WEST CHICAGO	Winfield Township	120	12,169						
9/4/2019	Name Change	Formerly West Chicago Terrace Nursing Home.									
WEST SUBURBAN NURSING & REHAB CENTER		BLOOMINGDALE	Bloomington Township	259	63,032						
WESTMONT MANOR HEALTH & REHAB CENTER		WESTMONT	Downers Grove Township	149	30,295						
WHEATON VILLAGE NURSING & REHAB		WHEATON	Milton Township	123	40,573						
WYNSCAPE HEALTH & REHAB		WHEATON	Milton Township	209	34,312						
Planning Area Totals				5,942	1,471,554						
HEALTH SERVICE AREA	AGE GROUPS	2019 Patient Days	2019 Population	2019 Use Rates (Per 1,000)	2019 Minimum Use Rates	2019 Maximum Use Rates					
007	0-64 Years Old	1,625,584	2,780,800	584.6	350.7	935.3					
	65-74 Years Old	1,336,639	360,000	3,712.9	2,227.7	5,940.6					
	75+ Years Old	4,090,476	243,600	16,791.8	10,075.1	26,866.8					
	2019 PSA Patient Days	2019 PSA Estimated Populations	2019 PSA Use Rates (Per 1,000)	2019 HSA Minimum Use Rates	2019 HSA Maximum Use Rates	2024 PSA Planned Use Rates	2024 PSA Projected Populations	2024 PSA Planned Patient Days			
0-64 Years Old	289,092	764,100	378.3	350.7	935.3	378.3	748,500	283,190	Planned Average Daily Census	Planned Bed Need (90% Occ.)	Excess Beds
65-74 Years Old	253,041	97,300	2,600.6	2,227.7	5,940.6	2,600.6	111,300	289,450			
75+ Years Old	929,421	62,800	14,799.7	10,075.1	26,866.8	14,799.7	78,800	1,166,216			
Planning Area Totals								1,738,856	4,764.0	5,293	649

INVENTORY OF HEALTH CARE FACILITIES AND SERVICES AND NEED DETERMINATIONS

Illinois Health Facilities and Services Review Board
Illinois Department of Public Health

General Long-Term Care Category of Service

10/25/2021

Page A-110

Planning Area: Planning Area 7-D			General Nursing Care	
Facility Name	City	County/Area	Beds	2019 Patient Days
ALDEN-TOWN MANOR REHAB & HHC	CICERO	Cicero Township	249	67,751
APERION CARE FOREST PARK	FOREST PARK	Proviso Township	232	64,980
APERION CARE HILLSIDE	HILLSIDE	Proviso Township	73	18,610
10/1/2021 Name Change Formerly Oakridge Healthcare Center				
APERION CARE WESTCHESTER	WESTCHESTER	Proviso Township	120	32,545
4/1/2021 Name Change Formerly Westchester Health & Rehab				
ASCENSION CASA SCALABRINI	NORTHLAKE	Proviso Township	229	68,838
11/1/2020 Name Change Formerly Presence Villa Scalabrini Nursing & Rehab				
BERKELEY NURSING & REHAB CENTER	OAK PARK	Oak Park Township	72	21,434
BRITISH HOME	BROOKFIELD	Riverside Township	72	15,745
CEDAR POINTE REHAB & NURSING	CICERO	Cicero Township	485	108,746
CENTRAL BAPTIST VILLAGE	NORRIDGE	Norwood Park Township	120	39,622
GENERATIONS AT ELMWOOD PARK	ELMWOOD PARK	Leyden Township	245	64,179
GOTTLIEB MEMORIAL HOSPITAL	MELROSE PARK	Leyden Township	34	8,370
MACNEAL HOSPITAL	BERWYN	Berwyn Township	25	6,691
NORRIDGE GARDENS	NORRIDGE	Norwood Park Township	292	88,670
OAK PARK OASIS	OAK PARK	Oak Park Township	204	36,203
RUSH OAK PARK HOSPITAL	OAK PARK	Oak Park Township	0	5,374
9/17/2020 E-042-20 Facility approved to discontinue 36 bed Long-Term Care Nursing unit.				
SCOTTISH HOME	NORTH RIVERSIDE	Riverside Township	36	8,704
THE GROVE OF BERWYN	BERWYN	Berwyn Township	145	41,001
2/1/2019 Name Change Formerly "Courtyard Healthcare Center".				
THE PEARL OF HILLSIDE	HILLSIDE	Proviso Township	198	60,588
5/1/2021 Name Change Formerly Symphony at Aria				
WEST SUBURBAN HOSPITAL & MEDICAL CENTER	OAK PARK	Oak Park Township	50	6,975

Planning Area Totals

2,881

765,026

HEALTH SERVICE AREA	AGE GROUPS	2019 Patient Days	2019 Population	2019 Use Rates (Per 1,000)	2019 Minimum Use Rates	2019 Maximum Use Rates
	0-64 Years Old	1,625,584	2,780,800	584.6	350.7	935.3
007	65-74 Years Old	1,336,639	360,000	3,712.9	2,227.7	5,940.6
	75+ Years Old	4,090,476	243,600	16,791.8	10,075.1	26,866.8

	2019 PSA Patient Days	2019 PSA Estimated Populations	2019 PSA Use Rates (Per 1,000)	2019 HSA Minimum Use Rates	2019 HSA Maximum Use Rates	2024 PSA Planned Use Rates	2024 PSA Projected Populations	2024 PSA Planned Patient Days	Planned Average Daily Census	Planned Bed Need (90% Occ.)	Excess Beds
0-64 Years Old	230,296	440,700	522.6	350.7	935.3	522.6	372,300	194,552			
65-74 Years Old	171,916	19,600	8,771.2	2,227.7	5,940.6	5,940.6	11,200	66,535			
75+ Years Old	362,814	26,200	13,847.9	10,075.1	26,866.8	13,847.9	25,600	354,505			
Planning Area Totals								615,593	1,686.6	1,874	1,007

INVENTORY OF HEALTH CARE FACILITIES AND SERVICES AND NEED DETERMINATIONS

Illinois Health Facilities and Services Review Board
Illinois Department of Public Health

10/25/2021

Page A-111

General Long-Term Care Category of Service

Planning Area: Planning Area 7-E			General Nursing Care	
Facility Name	City	County/Area	Beds	2019 Patient Days
AHVA CARE OF STICKNEY 6/24/2021 Name Change Formerly Pershing Gardens Healthcare Center	STICKNEY	Stickney Township	51	15,379
ALDEN ESTATES OF ORLAND PARK	ORLAND PARK	Orland Township	200	46,553
APERION CARE BURBANK	BURBANK	Stickney Township	56	19,494
APERION CARE CHICAGO HEIGHTS	CHICAGO HEIGHTS	Bloom Township	200	69,947
APERION CARE DOLTON 2/5/2019 Bed Change Facility added 8 Nursing Care beds; facility now has 88 licensed Nursing Care beds.	DOLTON	Thornton Township	88	28,453
APERION CARE GLENWOOD 9/1/2020 Name Change Formerly Glenwood Healthcare & Rehab	GLENWOOD	Bloom Township	184	45,969
APERION CARE MIDLOTHIAN	MIDLOTHIAN	Bremen Township	91	30,894
APERION CARE OAK LAWN	OAK LAWN	Worth Township	134	39,665
AVANTARA CHICAGO RIDGE 6/9/2021 Name Change Formerly Lexington of Chicago Ridge.	CHICAGO RIDGE	Worth Township	203	60,007
AVANTARA EVERGREEN PARK 3/7/2019 Name Change Formerly The Villa at Evergreen Park.	EVERGREEN PARK	Worth Township	242	49,424
BELLA TERRA LAGRANGE 6/9/2021 Name Change Formerly Lexington of LaGrange	LAGRANGE	Lyons Township	120	27,134
BRIA OF CHICAGO HEIGHTS	S CHICAGO HTS	Bloom Township	112	34,596
BRIA OF PALOS HILLS	PALOS HILLS	Palos Township	203	53,951
BRIA OF RIVER OAKS	BURNHAM	Thornton Township	309	94,243
BRIAR PLACE NURSING	INDIAN HEAD PK	Lyons Township	232	74,820
BRIDGEVIEW HEALTH CARE CENTER	BRIDGEVIEW	Lyons Township	146	44,547
BURBANK REHABILITATION CENTER 1/1/2019 Name Change Formerly Veracare Burbank.	BURBANK	Stickney Township	163	27,375
CHICAGO RIDGE SNF 7/1/2021 Name Change Formerly Chicago Ridge Nursing Center	CHICAGO RIDGE	Worth Township	231	73,817
COUNTRYSIDE NURSING & REHAB CTR	DOLTON	Thornton Township	197	65,573
CRESTWOOD TERRACE 9/4/2019 Name Change Formerly Crestwood Terrace Nursing Center.	CRESTWOOD	Bremen Township	126	43,436
ELEVATE COUNTRY CLUB HILL 10/1/2021 Name Change Formerly Windsor Estates Nursing & Rehab	COUNTRY CLUB HILLS	Bremen Township	200	57,924
FRANCISCAN VILLAGE	LEMONT	Lemont Township	127	39,390
GENERATIONS AT APPLEWOOD 1/28/2019 15-008 Facility licensed 39 Nursing Care beds; facility now licensed for 154 Nursing Care beds.	MATTESON	Rich Township	154	38,548
HEATHER HEALTH CARE CENTER	HARVEY	Thornton Township	173	51,549
HICKORY NURSING PAVILION	HICKORY HILLS	Palos Township	74	23,829
HOLY FAMILY VILLA	PALOS PARK	Palos Township	129	41,032
KING-BRUWAERT HOUSE	BURR RIDGE	Lyons Township	49	14,965
LANDMARK OF RICHTON PARK	RICHTON PARK	Rich Township	294	46,144

INVENTORY OF HEALTH CARE FACILITIES AND SERVICES AND NEED DETERMINATIONS

Illinois Health Facilities and Services Review Board
Illinois Department of Public Health

General Long-Term Care Category of Service

10/25/2021

Page A-112

Planning Area: Planning Area 7-E			General Nursing Care	
Facility Name	City	County/Area	Beds	2019 Patient Days
1/7/2019 Name Change Formerly Glenshire Nursing & Rehab Centre.				
LEMONT NURSING & REHAB CENTER	LEMONT	Lemont Township	173	49,763
MEADOWBROOK MANOR LAGRANGE	LAGRANGE	Lyons Township	197	43,608
MIDWAY NEUROLOGICAL/REHAB CENTER	BRIDGEVIEW	Lyons Township	404	131,649
OAK LAWN RESPIRATORY & REHAB CENTER	OAK LAWN	Worth Township	143	29,976
PALOS HEIGHTS REHABILITATION	CRESTWOOD	Bremen Township	193	44,812
3/1/2019 Name Change Formerly Providence Heights Rehabilitation.				
PINE CREST HEALTH CARE	HAZEL CREST	Bremen Township	199	63,615
PLYMOUTH PLACE	LAGRANGE PARK	Lyons Township	86	27,256
PRAIRIE MANOR NURSING & REHAB	CHICAGO HEIGHTS	Bloom Township	148	48,389
PRAIRIE OASIS	SOUTH HOLLAND	Thornton Township	135	40,188
PROMEDICA SKILLED NURSING HOMEWOOD	HOMEWOOD	Thornton Township	132	39,166
7/1/2021 Name Change Formerly Manorcare of Homewood				
PROMEDICA SKILLED NURSING OAK LAWN EAST	OAK LAWN	Worth Township	122	38,685
7/1/2021 Name Change Formerly Manorcare of Oak Lawn East				
PROMEDICA SKILLED NURSING OAK LAWN WEST	OAK LAWN	Worth Township	192	44,139
7/1/2021 Name Change Formerly Manorcare of Oak Lawn West				
PROMEDICA SKILLED NURSING PALOS HEIGHTS EAS	PALOS HEIGHTS	Palos Township	184	49,560
7/1/2021 Name Change Formerly Manorcare of Palos Heights East				
PROMEDICA SKILLED NURSING PALOS HEIGHTS WES	PALOS HEIGHTS	Palos Township	130	37,741
7/1/2021 Name Change Formerly Manorcare of Palos Heights West				
ROSARY HILL HOME	JUSTICE	Lyons Township	29	11,034
SOUTH HOLLAND MANOR HEALTH & REHAB	SOUTH HOLLAND	Thornton Township	216	42,984
SOUTH SUBURBAN REHAB CENTER	HOMEWOOD	Bloom Township	259	63,787
SYMPHONY OF CRESTWOOD	CRESTWOOD	Bremen Township	303	76,952
THE GROVE OF LAGRANGE PARK	LAGRANGE PARK	Lyons Township	131	40,228
THE VILLA AT SOUTH HOLLAND	SOUTH HOLLAND	Thornton Township	171	40,494
TRI-STATE VILLAGE NURSING & REHAB	LANSING	Thornton Township	84	27,956
VILLAS AT PALOS HEIGHTS	PALOS HEIGHTS	Worth Township	111	30,968
5/17/2019 Name Change Formerly known as Park Villa Nursing & Rehab Center.				
WARREN BARR ORLAND PARK	ORLAND PARK	Orland Township	275	65,901
6/9/2021 Name Change Formerly Lexington of Orland Park				

INVENTORY OF HEALTH CARE FACILITIES AND SERVICES AND NEED DETERMINATIONS

Illinois Health Facilities and Services Review Board
Illinois Department of Public Health

10/25/2021

Page A-113

General Long-Term Care Category of Service

Planning Area: Planning Area 7-E									General Nursing Care		
Facility Name				City		County/Area			Beds	2019 Patient Days	
Planning Area Totals									8,505	2,347,509	
HEALTH SERVICE AREA	AGE GROUPS	2019 Patient Days		2019 Population		2019 Use Rates (Per 1,000)		2019 Minimum Use Rates		2019 Maximum Use Rates	
007	0-64 Years Old	1,625,584		2,780,800		584.6		350.7		935.3	
	65-74 Years Old	1,336,639		360,000		3,712.9		2,227.7		5,940.6	
	75+ Years Old	4,090,476		243,600		16,791.8		10,075.1		26,866.8	
	2019 PSA Patient Days	2019 PSA Estimated Populations	2019 PSA Use Rates (Per 1,000)	2019 HSA Minimum Use Rates	2019 HSA Maximum Use Rates	2024 PSA Planned Use Rates	2024 PSA Projected Populations	2024 PSA Planned Patient Days			
0-64 Years Old	782,257	743,900	1,051.6	350.7	935.3	935.3	614,200	574,473	Planned Average Daily Census	Planned Bed Need (90% Occ.)	Excess Beds
65-74 Years Old	516,835	99,700	5,183.9	2,227.7	5,940.6	5,183.9	95,300	494,026			
75+ Years Old	1,048,417	70,400	14,892.3	10,075.1	26,866.8	14,892.3	73,800	1,099,051			
Planning Area Totals								2,167,549	5,938.5	6,598	1,907

INVENTORY OF HEALTH CARE FACILITIES AND SERVICES AND NEED DETERMINATIONS
General Nursing Care

Illinois Health Facilities and Services Review Board
Illinois Department of Public Health

10/26/2021
Page A - 114

INVENTORY OF HEALTH CARE FACILITIES

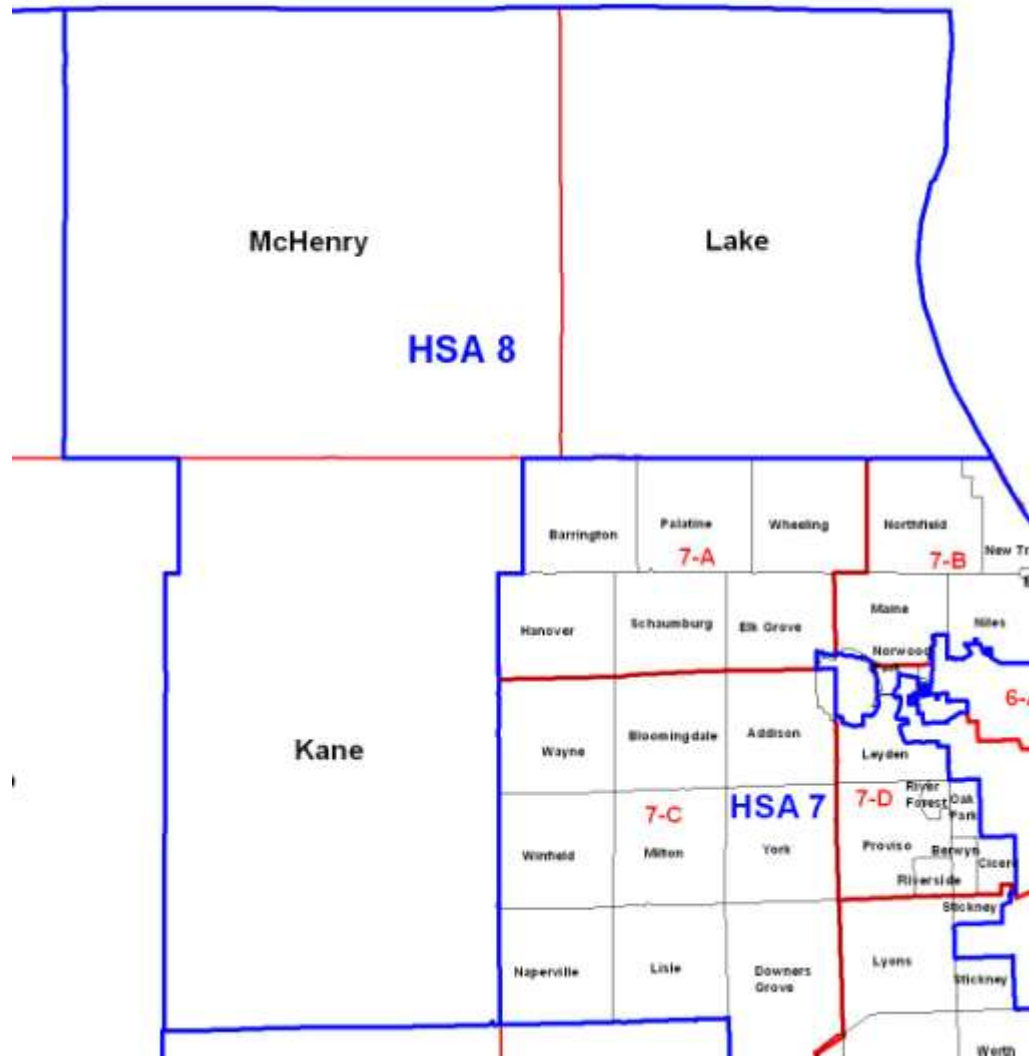
HEALTH
SERVICE
AREA
8

INVENTORY OF HEALTH CARE FACILITIES AND SERVICES AND NEED DETERMINATIONS
General Nursing Care

Illinois Health Facilities and Services Review Board
Illinois Department of Public Health

10/26/2021
Page A - 115

Health Service Area 8



INVENTORY OF HEALTH CARE FACILITIES AND SERVICES AND NEED DETERMINATIONS
General Nursing Care

Illinois Health Facilities and Services Review Board
Illinois Department of Public Health

10/26/2021
Page A - 116

Summary of General Long-Term Nursing Care Beds and Need by Planning Area				
Health Service Area 8				
PLANNING AREA	EXISTING BEDS	PROJECTED BEDS NEEDED - 2024	ADDITIONAL BEDS NEEDED	EXCESS BEDS
Kane County	2855	3015	160	0
Lake County	3885	3692	0	193
McHenry County	1079	1015	0	64
HSA 8 TOTALS	7819	7722	160	257

INVENTORY OF HEALTH CARE FACILITIES AND SERVICES AND NEED DETERMINATIONS

Illinois Health Facilities and Services Review Board
Illinois Department of Public Health

10/25/2021

Page A-117

General Long-Term Care Category of Service

Planning Area: Kane			General Nursing Care	
Facility Name	City	County/Area	Beds	2019 Patient Days
ALDEN COURTS OF WATERFORD	AURORA	Kane County	60	6,596
10/22/2019 19-038	Permit issued to convert 44 Sheltered Care beds into 40 General Nursing Care beds. Facility will have 60 General Nursing beds and 0 Sheltered Care beds.			
4/2/2021 19-038	Completed project to convert 44 Sheltered Care beds to 40 Nursing Care; Facility now licensed for 60 Nursing Care beds.			
ALDEN ESTATES COURTS OF HUNTLEY	HUNTLEY	Kane County	170	25,530
ALDEN OF WATERFORD	AURORA	Kane County	99	30,303
APERION CARE ELGIN	ELGIN	Kane County	101	34,748
9/15/2020 Bed Change	Facility discontinued 1 Nursing Care bed; facility now has 101 Nursing Care beds.			
ASBURY GARDENS NURS & REH CTR	NORTH AURORA	Kane County	75	21,376
AVANTARA AURORA	AURORA	Kane County	87	13,047
11/1/2020 Name Change	Formerly Presence McAuley Manor.			
AVANTARA OF ELGIN	ELGIN	Kane County	112	28,835
AVONDALE ESTATES OF ELGIN	ELGIN	Kane County	120	15,734
BATAVIA REHAB & HLTHCARE CTR	BATAVIA	Kane County	63	14,730
BRIA OF GENEVA	GENEVA	Kane County	107	34,661
CRESCENT CARE OF ELGIN	ELGIN	Kane County	88	29,373
7/1/2021 Name Change	Formerly Citadel Care Center-Elgin			
ELMWOOD TERRACE HEALTHCARE CTR	AURORA	Kane County	68	20,170
GREENFIELDS OF GENEVA	GENEVA	Kane County	43	14,361
GROVE OF ST. CHARLES	ST. CHARLES	Kane County	120	29,420
HERITAGE HEALTH - ELGIN	ELGIN	Kane County	94	28,267
HIGHLAND OAKS	ELGIN	Kane County	52	17,114
4/1/2021 Bed Change	Facility added 2 Nursing Care beds; facility now has 52 Nursing Care beds.			
JENNINGS TERRACE	AURORA	Kane County	60	17,565
MEADOWBROOK MANOR OF GENEVA (PERMIT)	GENEVA	Kane County	0	
8/6/2019 17-012	Approved to relinquish permit for long-term care facility with 150 Nursing Care beds.			
MICHAELSEN HEALTH CENTER	BATAVIA	Kane County	99	28,116
6/19/2019 Name Change	Formerly Covenant Health Care Center- Batavia.			
NORTH AURORA CARE CENTER	NORTH AURORA	Kane County	129	37,129
RIVER CROSSING OF ELGIN	ELGIN	Kane County	139	40,228
2/1/2020 Name Change	Formerly Rosewood Care Center of Elgin.			
6/1/2021 Name Change	Formerly Fox River Rehab & Healthcare			
RIVER CROSSING OF ST CHARLES	ST. CHARLES	Kane County	109	25,493
2/1/2020 Name Change	Formerly Rosewood Care Center St Charles.			
6/1/2021 Name Change	Formerly Dunham Rehab & Healthcare			
RIVER VIEW REHAB CENTER	ELGIN	Kane County	203	70,747
SOUTH ELGIN REHAB & HLTHCARE CT	SOUTH ELGIN	Kane County	90	22,653
SYMPHONY OF ORCHARD VALLEY	AURORA	Kane County	203	53,589
THE GROVE OF FOX VALLEY	AURORA	Kane County	158	51,861

INVENTORY OF HEALTH CARE FACILITIES AND SERVICES AND NEED DETERMINATIONS

Illinois Health Facilities and Services Review Board
Illinois Department of Public Health

10/25/2021

Page A-118

General Long-Term Care Category of Service

Planning Area: Kane									General Nursing Care			
Facility Name		City		County/Area					Beds	2019 Patient Days		
TOWER HILL HEALTHCARE CENTER		SOUTH ELGIN		Kane County					206	64,193		
Planning Area Totals									2,855	775,839		
HEALTH SERVICE AREA	AGE GROUPS	2019 Patient Days		2019 Population		2019 Use Rates (Per 1,000)		2019 Minimum Use Rates		2019 Maximum Use Rates		
008	0-64 Years Old	325,942		1,294,100		251.9		151.1		403.0		
	65-74 Years Old	397,672		149,800		2,654.7		1,592.8		4,247.5		
	75+ Years Old	1,266,976		93,100		13,608.8		8,165.3		21,774.0		
	2019 PSA Patient Days	2019 PSA Estimated Populations	2019 PSA Use Rates (Per 1,000)	2019 HSA Minimum Use Rates	2019 HSA Maximum Use Rates	2024 PSA Planned Use Rates	2024 PSA Projected Populations	2024 PSA Planned Patient Days	Planned Average Daily Census	Planned Bed Need (90% Occ.)	Beds Needed	
	0-64 Years Old	155,867	450,700	345.8	151.1	403.0	345.8	510,700				176,617
	65-74 Years Old	155,867	50,400	3,092.6	1,592.8	4,247.5	3,092.6	60,200				186,174
	75+ Years Old	464,105	31,200	14,875.2	8,165.3	21,774.0	14,875.2	42,200				627,732
	Planning Area Totals								990,523	2,713.8	3,015	160

INVENTORY OF HEALTH CARE FACILITIES AND SERVICES AND NEED DETERMINATIONS

Illinois Health Facilities and Services Review Board
Illinois Department of Public Health

10/25/2021

Page A-119

General Long-Term Care Category of Service

Planning Area: Lake			General Nursing Care	
Facility Name	City	County/Area	Beds	2019 Patient Days
ALDEN-LONG GROVE REHAB/HC CENTER	LONG GROVE	Lake County	248	62,357
APERION CARE HIGHWOOD	HIGHWOOD	Lake County	104	32,930
AVANTARA LAKE ZURICH	LAKE ZURICH	Lake County	203	56,132
6/9/2021 Name Change Formerly Lexington of Lake Zurich				
AVANTARA LONG GROVE	LONG GROVE	Lake County	195	62,947
CLARIDGE HEALTHCARE CENTER	LAKE BLUFF	Lake County	231	33,773
ELEVATE CARE RIVERWOODS	RIVERWOODS	Lake County	240	45,140
8/1/2019 Name Change Formerly Brentwood North Health Care and Rehab Center.				
ELEVATE CARE WAUKEGAN	WAUKEGAN	Lake County	271	64,699
1/11/2019 Name Change Formerly Glenlake Terrace Nursing & Rehab.				
GROVE AT THE LAKE	ZION	Lake County	244	60,590
HILLCREST RETIREMENT VILLAGE	RND LAKE BEACH	Lake County	140	42,471
10/1/2020 Bed Change Facility discontinued 4 Nursing Care beds; facility now has 140 Nursing Care beds.				
LAKE FOREST PLACE	LAKE FOREST	Lake County	50	16,582
6/17/2019 Bed Change Facility discontinued 20 Nursing Care beds; facility now has 50 Nursing Care beds.				
LIBERTYVILLE MANOR EXTENDED CARE	LIBERTYVILLE	Lake County	174	17,567
PAVILION OF WAUKEGAN	WAUKEGAN	Lake County	112	32,382
PRARIEVIEW NURSING UNIT	BARRINGTON	Lake County	20	1,362
PROMEDICA SKILLED NURSING LIBERTYVILLE	LIBERTYVILLE	Lake County	150	40,946
7/1/2021 Name Change Formerly Manorcare of Libertyville				
RADFORD GREEN	LINCOLNSHIRE	Lake County	84	26,673
ROLLING HILLS MANOR NURSING HOME	ZION	Lake County	115	31,556
SYMPHONY OF BUFFALO GROVE	BUFFALO GROVE	Lake County	200	55,380
THE TERRACE	WAUKEGAN	Lake County	115	29,079
9/4/2019 Name Change Formerly The Terrace Nursing Home.				
THE VILLAGE AT VICTORY LAKES	LINDENHURST	Lake County	120	34,329
THRIVE LAKE COUNTY	MUNDELEIN	Lake County	185	44,803
7/7/2020 Name Change Formerly Transitional Care of Lake County.				
7/7/2020 16-012 185 bed replacement facility opened at 850 E US Highway 45 in Mundelein.				
WARREN BARR LINCOLNSHIRE	LINCOLNSHIRE	Lake County	144	45,019
WARREN BARR NORTH SHORE	HIGHLAND PARK	Lake County	215	51,680
WAUCONDA CARE	WAUCONDA	Lake County	135	36,386
WHITEHALL- NORTH	DEERFIELD	Lake County	190	52,847
WINCHESTER HOUSE NURSING HOME	LIBERTYVILLE	Lake County	0	
7/7/2020 Closure 224 bed facility at 1125 North Milwaukee Avenue in Libertyville closed when new 185 bed facility at 850 E US Highway 45 in Mundelein opened.				

INVENTORY OF HEALTH CARE FACILITIES AND SERVICES AND NEED DETERMINATIONS

Illinois Health Facilities and Services Review Board
Illinois Department of Public Health

10/25/2021

Page A-120

General Long-Term Care Category of Service

Planning Area: Lake									General Nursing Care			
Facility Name		City		County/Area							Beds	2019 Patient Days
Planning Area Totals										3,885	977,630	
HEALTH SERVICE AREA	AGE GROUPS	2019 Patient Days	2019 Population	2019 Use Rates (Per 1,000)			2019 Minimum Use Rates		2019 Maximum Use Rates			
008	0-64 Years Old	325,942	1,294,100	251.9			151.1		403.0			
	65-74 Years Old	397,672	149,800	2,654.7			1,592.8		4,247.5			
	75+ Years Old	1,266,976	93,100	13,608.8			8,165.3		21,774.0			
	2019 PSA Patient Days	2019 PSA Estimated Populations	2019 PSA Use Rates (Per 1,000)	2019 HSA Minimum Use Rates	2019 HSA Maximum Use Rates	2024 PSA Planned Use Rates	2024 PSA Projected Populations	2024 PSA Planned Patient Days				
0-64 Years Old	144,365	585,800	246.4	151.1	403.0	246.4	631,200	155,553	Planned Average Daily Census	Planned Bed Need (90% Occ.)	Excess Beds	
65-74 Years Old	198,999	67,900	2,930.8	1,592.8	4,247.5	2,930.8	82,900	242,960				
75+ Years Old	634,266	43,000	14,750.4	8,165.3	21,774.0	14,750.4	55,200	814,221				
Planning Area Totals								1,212,734	3,322.6	3,692	193	

INVENTORY OF HEALTH CARE FACILITIES AND SERVICES AND NEED DETERMINATIONS

Illinois Health Facilities and Services Review Board
Illinois Department of Public Health

10/25/2021

Page A-121

General Long-Term Care Category of Service

Planning Area: McHenry			General Nursing Care		
Facility Name		City	County/Area	Beds	2019 Patient Days
ALDEN TERRACE OF MCHENRY REHAB		MCHENRY	McHenry County	316	57,907
CROSSROADS CARE CENTER WOODSTOCK		WOODSTOCK	McHenry County	115	32,538
CRYSTAL PINES REHAB & HCC		CRYSTAL LAKE	McHenry County	114	28,534
FAIR OAKS HEALTH CARE CENTER		CRYSTAL LAKE	McHenry County	51	16,377
FLORENCE NURSING HOME		MARENGO	McHenry County	56	15,943
HEARTHSTONE MANOR		WOODSTOCK	McHenry County	73	17,359
1/18/2019	Bed Change	Facility discontinued 3 Sheltered Care beds; facility now has 60 Sheltered Care beds.			
5/30/2019	Bed Change	Facility discontinued 2 Nursing Care beds; facility now has 73 Nursing Care and 60 Sheltered Care beds.			
IGNITE MEDICAL MCHENRY		MCHENRY	McHenry County	84	0
11/25/2020	Name Change	Formerly Transformative Health of McHenry.			
11/27/2020	18-016	Facility licensed for operation with 84 Nursing Care beds.			
MERCY HARVARD HOSPITAL CARE CENTER		HARVARD	McHenry County	45	7,521
SPRINGS AT CRYSTAL LAKE		CRYSTAL LAKE	McHenry County	97	18,501
TRANSFORMATIVE CARE OF MCHENRY (PERMIT)		MCHENRY	McHenry County	0	
1/15/2019	Relinquish	Relinquished permit to construct a long-term care facility with 98 Nursing Care beds.			
VALLEY HI NURSING HOME		WOODSTOCK	McHenry County	128	42,441
Planning Area Totals				1,079	237,121

HEALTH SERVICE AREA	AGE GROUPS	2019 Patient Days	2019 Population	2019 Use Rates (Per 1,000)	2019 Minimum Use Rates	2019 Maximum Use Rates
	0-64 Years Old	325,942	1,294,100	251.9	151.1	403.0
008	65-74 Years Old	397,672	149,800	2,654.7	1,592.8	4,247.5
	75+ Years Old	1,266,976	93,100	13,608.8	8,165.3	21,774.0

	2019 PSA Patient Days	2019 PSA Estimated Populations	2019 PSA Use Rates (Per 1,000)	2019 HSA Minimum Use Rates	2019 HSA Maximum Use Rates	2024 PSA Planned Use Rates	2024 PSA Projected Populations	2024 PSA Planned Patient Days			
0-64 Years Old	27,748	257,600	107.7	151.1	403.0	151.1	297,200	44,913	Planned	Planned	
65-74 Years Old	42,884	31,500	1,361.4	1,592.8	4,247.5	1,592.8	41,300	65,783	Average Daily	Bed Need	
75+ Years Old	166,489	18,900	8,808.9	8,165.3	21,774.0	8,808.9	25,300	222,866	Census	(90% Occ.)	Excess Beds
Planning Area Totals								333,562	913.9	1,015	64

INVENTORY OF HEALTH CARE FACILITIES AND SERVICES AND NEED DETERMINATIONS
General Nursing Care

Illinois Health Facilities and Services Review Board
Illinois Department of Public Health

10/26/2021
Page A - 122

INVENTORY OF HEALTH CARE FACILITIES

**HEALTH
SERVICE
AREA**

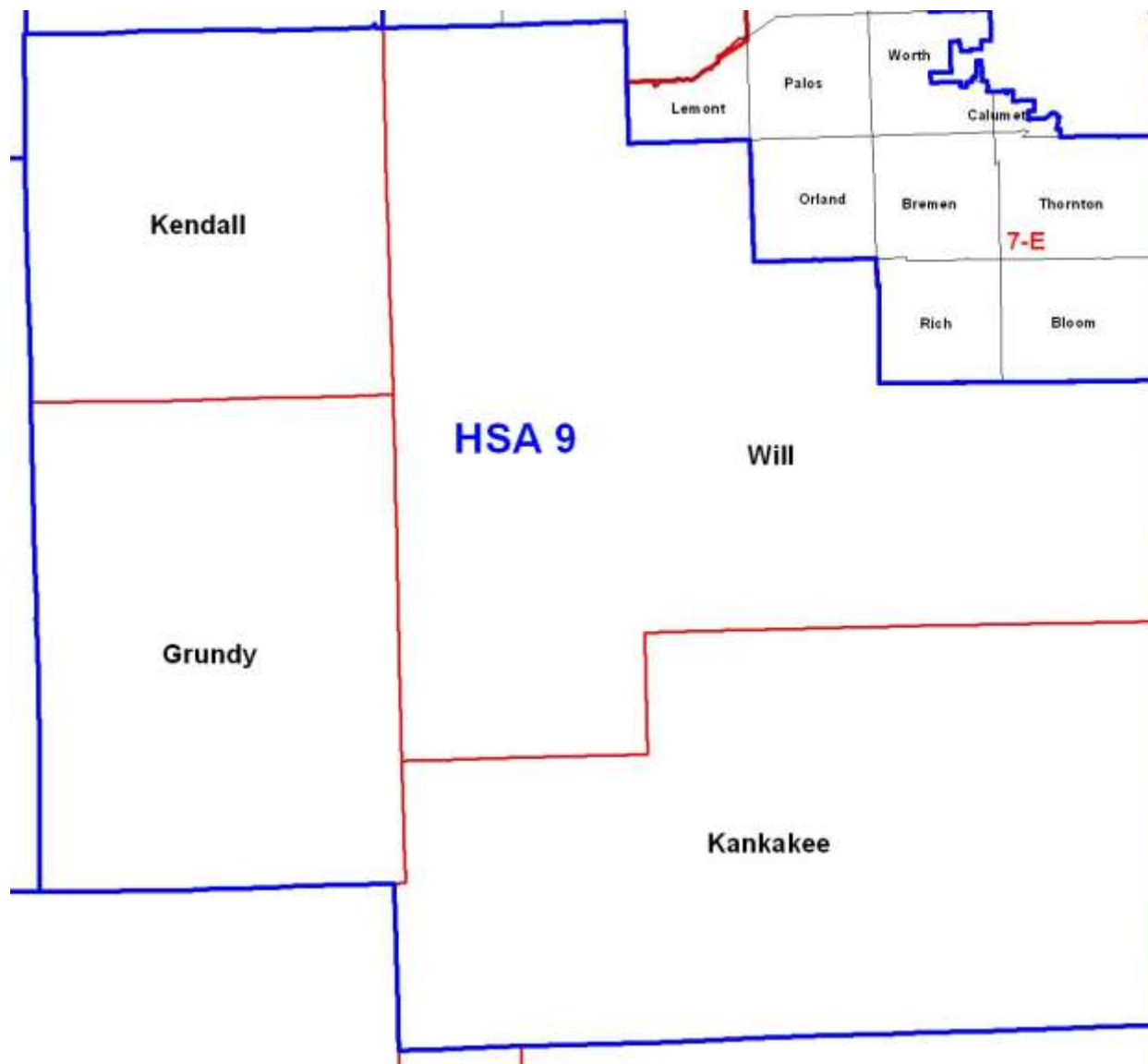
9

INVENTORY OF HEALTH CARE FACILITIES AND SERVICES AND NEED DETERMINATIONS
General Nursing Care

Illinois Health Facilities and Services Review Board
Illinois Department of Public Health

10/26/2021
Page A - 123

Health Service Area 9



INVENTORY OF HEALTH CARE FACILITIES AND SERVICES AND NEED DETERMINATIONS
General Nursing Care

Illinois Health Facilities and Services Review Board
Illinois Department of Public Health

10/26/2021
Page A - 124

Summary of General Long-Term Nursing Care Beds and Need by Planning Area				
Health Service Area 9				
PLANNING AREA	EXISTING BEDS	PROJECTED BEDS NEEDED - 2024	ADDITIONAL BEDS NEEDED	EXCESS BEDS
Grundy County	265	266	1	0
Kankakee County	989	829	0	160
Kendall County	184	309	125	0
Will County	2907	2939	32	0
HSA 9 TOTALS	4345	4343	158	160

INVENTORY OF HEALTH CARE FACILITIES AND SERVICES AND NEED DETERMINATIONS

Illinois Health Facilities and Services Review Board
Illinois Department of Public Health

10/25/2021

Page A-125

General Long-Term Care Category of Service

Planning Area: Grundy		General Nursing Care									
Facility Name		City	County/Area		Beds	2019 Patient Days					
MORRIS HOSPITAL (SWING BEDS)		MORRIS	Grundy County		0	0					
PARK POINTE HEALTHCARE & REHABILITATION		MORRIS	Grundy County		142	40,362					
REGENCY CARE OF MORRIS		MORRIS	Grundy County		123	28,806					
Planning Area Totals					265	69,168					
HEALTH SERVICE AREA	AGE GROUPS	2019 Patient Days	2019 Population	2019 Use Rates (Per 1,000)	2019 Minimum Use Rates	2019 Maximum Use Rates					
009	0-64 Years Old	192,634	836,100	230.4	138.2	368.6					
	65-74 Years Old	225,318	88,900	2,534.5	1,520.7	4,055.2					
	75+ Years Old	690,072	55,000	12,546.8	7,528.1	20,074.8					
	2019 PSA Patient Days	2019 PSA Estimated Populations	2019 PSA Use Rates (Per 1,000)	2019 HSA Minimum Use Rates	2019 HSA Maximum Use Rates	2024 PSA Planned Use Rates	2024 PSA Projected Populations	2024 PSA Planned Patient Days			
0-64 Years Old	7,967	43,100	184.8	138.2	368.6	184.8	49,400	9,132	Planned Average Daily Census	Planned Bed Need (90% Occ.)	Beds Needed
65-74 Years Old	12,675	4,900	2,586.7	1,520.7	4,055.2	2,586.7	6,000	15,520			
75+ Years Old	48,526	3,100	15,653.5	7,528.1	20,074.8	15,653.5	4,000	62,614			
Planning Area Totals								87,266	239.1	266	1

INVENTORY OF HEALTH CARE FACILITIES AND SERVICES AND NEED DETERMINATIONS

Illinois Health Facilities and Services Review Board
Illinois Department of Public Health

10/25/2021

Page A-126

General Long-Term Care Category of Service

Planning Area: Kankakee			General Nursing Care									
Facility Name		City	County/Area	Beds	2019 Patient Days							
APERION CARE BRADLEY		BRADLEY	Kankakee County	120	22,149							
2/26/2019	Name Change	Formerly River North of Bradley Healthcare & Rehab.										
9/1/2019	Name Change	Formerly Greentree of Bradley Rehab.										
ASCENSION HERITAGE VILLAGE		KANKAKEE	Kankakee County	51	14,447							
11/1/2020	Name Change	Formerly Presence Heritage Village										
CITADEL CARE - KANKAKEE		KANKAKEE	Kankakee County	107	31,483							
ILLINOIS VETERANS HOME AT MANTENO		MANTENO	Kankakee County	304	96,725							
MILLER HEALTH CARE CENTER		KANKAKEE	Kankakee County	160	38,294							
MOMENCE MEADOWS NURSING & REHAB		MOMENCE	Kankakee County	140	26,653							
THE CITADEL OF BOURBONNAIS		BOURBONNAIS	Kankakee County	107	30,661							
11/16/2020	Name Change	Formerly Presence Our Lady of Victory.										
Planning Area Totals				989	260,412							
HEALTH SERVICE AREA	AGE GROUPS	2019 Patient Days	2019 Population	2019 Use Rates (Per 1,000)	2019 Minimum Use Rates	2019 Maximum Use Rates						
009	0-64 Years Old	192,634	836,100	230.4	138.2	368.6						
	65-74 Years Old	225,318	88,900	2,534.5	1,520.7	4,055.2						
	75+ Years Old	690,072	55,000	12,546.8	7,528.1	20,074.8						
	2019 PSA Patient Days	2019 PSA Estimated Populations	2019 PSA Use Rates (Per 1,000)	2019 HSA Minimum Use Rates	2019 HSA Maximum Use Rates	2024 PSA Planned Use Rates	2024 PSA Projected Populations	2024 PSA Planned Patient Days				
0-64 Years Old	26,312	89,700	293.3	138.2	368.6	293.3	94,200	27,632	Planned Average Daily Census	Planned Bed Need (90% Occ.)	Excess Beds	
65-74 Years Old	57,267	11,900	4,812.4	1,520.7	4,055.2	4,055.2	12,800	51,907				
75+ Years Old	176,833	8,500	20,803.9	7,528.1	20,074.8	20,074.8	9,600	192,718				
Planning Area Totals									272,257	745.9	829	160

INVENTORY OF HEALTH CARE FACILITIES AND SERVICES AND NEED DETERMINATIONS

Illinois Health Facilities and Services Review Board
Illinois Department of Public Health

10/25/2021

Page A-127

General Long-Term Care Category of Service

Planning Area: Kendall		General Nursing Care										
Facility Name		City	County/Area	Beds	2019 Patient Days							
HILLSIDE REHAB & CARE CENTER		YORKVILLE	Kendall County	79	14,205							
SYMPHONY AT THE TILLERS		OSWEGO	Kendall County	105	25,650							
Planning Area Totals				184	39,855							
HEALTH SERVICE AREA	AGE GROUPS	2019 Patient Days	2019 Population	2019 Use Rates (Per 1,000)	2019 Minimum Use Rates	2019 Maximum Use Rates						
009	0-64 Years Old	192,634	836,100	230.4	138.2	368.6						
	65-74 Years Old	225,318	88,900	2,534.5	1,520.7	4,055.2						
	75+ Years Old	690,072	55,000	12,546.8	7,528.1	20,074.8						
	2019 PSA Patient Days	2019 PSA Estimated Populations	2019 PSA Use Rates (Per 1,000)	2019 HSA Minimum Use Rates	2019 HSA Maximum Use Rates	2024 PSA Planned Use Rates	2024 PSA Projected Populations	2024 PSA Planned Patient Days	Planned Average Daily Census	Planned Bed Need (90% Occ.)	Beds Needed	
	0-64 Years Old	4,745	113,700	41.7	138.2	368.6	138.2	141,800				19,602
	65-74 Years Old	6,326	9,600	659.0	1,520.7	4,055.2	1,520.7	12,300				18,705
	75+ Years Old	28,784	5,300	5,430.9	7,528.1	20,074.8	7,528.1	8,400				63,236
	Planning Area Totals								101,542	278.2	309	125

INVENTORY OF HEALTH CARE FACILITIES AND SERVICES AND NEED DETERMINATIONS

Illinois Health Facilities and Services Review Board
Illinois Department of Public Health

10/25/2021

Page A-128

General Long-Term Care Category of Service

Planning Area: Will			General Nursing Care	
Facility Name	City	County/Area	Beds	2019 Patient Days
ALDEN COURTS OF SHOREWOOD	SHOREWOOD	Will County	50	14,996
ALDEN ESTATES OF SHOREWOOD	SHOREWOOD	Will County	100	27,721
ALDEN ESTATES-COURTS OF NEW LENOX (PERMIT)	NEW LENOX	Will County	166	0
6/5/2018 18-009	Approved to establish a facility with 166 Nursing Care beds at Cedar Crossing Drive adjacent to Silver Cross Hospital and Medical Center in New Lenox.			
APERION CARE WILMINGTON	WILMINGTON	Will County	171	54,310
ASCENSION VILLA FRANCISCAN	JOLIET	Will County	154	37,056
11/1/2020 Name Change	Formerly Presence Villa Franciscan			
BEECHER MANOR NURSING & REHAB CTR	BEECHER	Will County	130	43,602
FRANKFORT TERRACE	FRANKFORT	Will County	120	39,549
9/4/2019 Name Change	Formerly Frankfort Terrace Nursing Center.			
JOLIET TERRACE	JOLIET	Will County	120	39,294
9/4/2019 Name Change	Formerly Joliet Terrace Nursing Center.			
LAKEWOOD NURSING & REHAB CENTER	PLAINFIELD	Will County	131	41,102
MEADOWBROOK MANOR	BOLINGBROOK	Will County	298	89,730
OUR LADY OF ANGELS RETIREMENT HOME	JOLIET	Will County	87	26,480
PARC JOLIET	JOLIET	Will County	203	32,446
6/1/2019 Name Change	Formerly The Parc at Joliet.			
RIVER CROSSING OF JOLIET	JOLIET	Will County	120	25,523
2/1/2020 Name Change	Formerly Rosewood Care Center of Joliet.			
6/1/2021 Name Change	Formerly Lakeshore Rehab & Healthcare			
SALEM VILLAGE NURSING & REHAB	JOLIET	Will County	266	63,541
SALUD WELLNESS	JOLIET	Will County	214	61,390
7/1/2021 Name Change	Formerly Symphony of Joliet			
SMITH CROSSING	ORLAND PARK	Will County	92	15,415
7/16/2020 17-044	Completed project to add 46 Nursing Care beds; facility now has 92 Nursing Care beds.			
SPRING CREEK	JOLIET	Will County	168	20,613
5/1/2019 Name Change	Formerly Spring Creek Nursing & Rehab Center.			
ST. JAMES MANOR & VILLA	CRETE	Will County	110	32,558
SUNNY HILL NURSING HOME WILL COUNTY	JOLIET	Will County	157	55,758
VICTORIAN VILLAGE HEALTH & WELLNESS	HOMER GLEN	Will County	50	17,505

INVENTORY OF HEALTH CARE FACILITIES AND SERVICES AND NEED DETERMINATIONS

Illinois Health Facilities and Services Review Board
Illinois Department of Public Health

10/25/2021

Page A-129

General Long-Term Care Category of Service

Planning Area: Will									General Nursing Care		
Facility Name			City			County/Area				Beds	2019 Patient Days
Planning Area Totals										2,907	738,589
HEALTH SERVICE AREA	AGE GROUPS	2019 Patient Days	2019 Population	2019 Use Rates (Per 1,000)	2019 Minimum Use Rates	2019 Maximum Use Rates					
009	0-64 Years Old	192,634	836,100	230.4	138.2	368.6					
	65-74 Years Old	225,318	88,900	2,534.5	1,520.7	4,055.2					
	75+ Years Old	690,072	55,000	12,546.8	7,528.1	20,074.8					
	2019 PSA Patient Days	2019 PSA Estimated Populations	2019 PSA Use Rates (Per 1,000)	2019 HSA Minimum Use Rates	2019 HSA Maximum Use Rates	2024 PSA Planned Use Rates	2024 PSA Projected Populations	2024 PSA Planned Patient Days			
0-64 Years Old	153,610	589,600	260.5	138.2	368.6	260.5	707,000	184,197	Planned Average Daily Census	Planned Bed Need (90% Occ.)	Beds Needed
65-74 Years Old	149,050	62,500	2,384.8	1,520.7	4,055.2	2,384.8	79,500	189,592			
75+ Years Old	435,929	38,100	11,441.7	7,528.1	20,074.8	11,441.7	51,700	591,536			
Planning Area Totals								965,324	2,644.7	2,939	32

INVENTORY OF HEALTH CARE FACILITIES AND SERVICES AND NEED DETERMINATIONS
General Nursing Care

Illinois Health Facilities and Services Review Board
Illinois Department of Public Health

10/26/2021
Page A - 130

INVENTORY OF HEALTH CARE FACILITIES

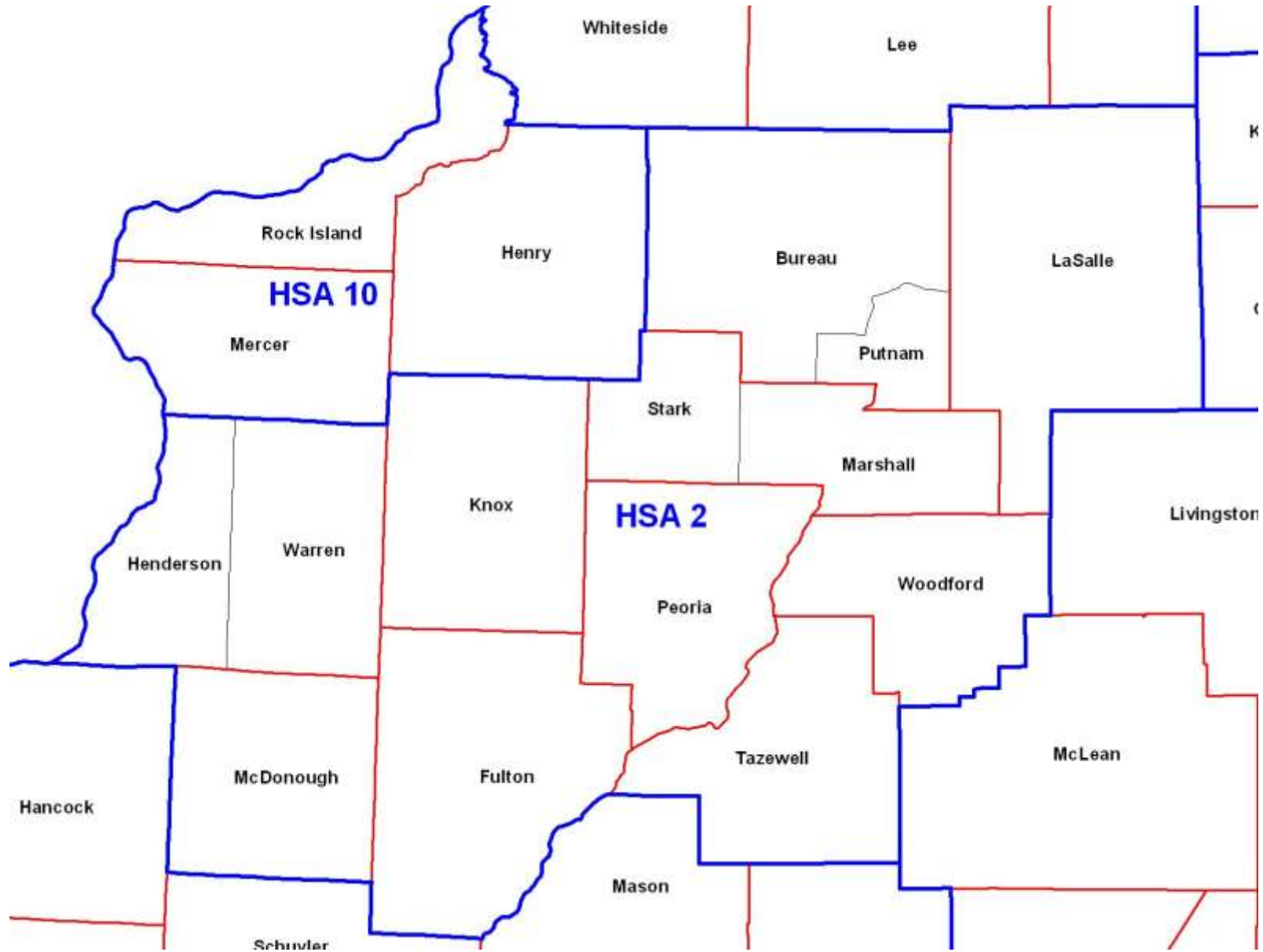
**HEALTH
SERVICE
AREA
10**

INVENTORY OF HEALTH CARE FACILITIES AND SERVICES AND NEED DETERMINATIONS
General Nursing Care

Illinois Health Facilities and Services Review Board
Illinois Department of Public Health

10/26/2021
Page A - 131

Health Service Area 10



INVENTORY OF HEALTH CARE FACILITIES AND SERVICES AND NEED DETERMINATIONS
General Nursing Care

Illinois Health Facilities and Services Review Board
Illinois Department of Public Health

10/26/2021
Page A - 132

Summary of General Long-Term Nursing Care Beds and Need by Planning Area				
Health Service Area 10				
PLANNING AREA	EXISTING BEDS	PROJECTED BEDS NEEDED - 2024	ADDITIONAL BEDS NEEDED	EXCESS BEDS
Henry County	495	417	0	78
Mercer County	172	109	0	63
Rock Island County	1190	875	0	315
HSA 10 TOTALS	1857	1401	0	456

INVENTORY OF HEALTH CARE FACILITIES AND SERVICES AND NEED DETERMINATIONS

Illinois Health Facilities and Services Review Board
Illinois Department of Public Health

10/25/2021

Page A-133

General Long-Term Care Category of Service

Planning Area: Henry			General Nursing Care		
Facility Name		City	County/Area	Beds	2019 Patient Days
ALLURE OF GENESEO		GENESEO	Henry County	72	17,363
7/1/2019	Name Change	Formerly Good Samaritans - Geneseo Village.			
HAMMOND-HENRY DISTRICT HOSP (SWING BEDS)		GENESEO	Henry County	0	763
HAMMOND-HENRY DISTRICT HOSPITAL		GENESEO	Henry County	38	13,315
HILLCREST HOME		GENESEO	Henry County	101	33,625
KEWANEE CARE HOME		KEWANEE	Henry County	84	22,136
KEWANEE HOSPITAL (SWING BEDS)		KEWANEE	Henry County	0	497
ROYAL OAKS CARE CENTER		KEWANEE	Henry County	200	48,433
Planning Area Totals				495	136,132

HEALTH SERVICE AREA	AGE GROUPS	2019 Patient Days	2019 Population	2019 Use Rates (Per 1,000)	2019 Minimum Use Rates	2019 Maximum Use Rates
	0-64 Years Old	78,045	162,500	480.3	288.2	768.4
010	65-74 Years Old	89,145	25,800	3,455.2	2,073.1	5,528.4
	75+ Years Old	282,717	18,800	15,038.1	9,022.9	24,061.0

	2019 PSA Patient Days	2019 PSA Estimated Populations	2019 PSA Use Rates (Per 1,000)	2019 HSA Minimum Use Rates	2019 HSA Maximum Use Rates	2024 PSA Planned Use Rates	2024 PSA Projected Populations	2024 PSA Planned Patient Days				
0-64 Years Old	28,240	38,200	739.3	288.2	768.4	739.3	35,400	26,170	Planned Average Daily Census	Planned Bed Need (90% Occ.)	Excess Beds	
65-74 Years Old	22,447	6,300	3,563.0	2,073.1	5,528.4	3,563.0	6,100	21,734				
75+ Years Old	85,445	4,600	18,575.0	9,022.9	24,061.0	18,575.0	4,800	89,160				
Planning Area Totals									137,064	375.5	417	78

INVENTORY OF HEALTH CARE FACILITIES AND SERVICES AND NEED DETERMINATIONS

Illinois Health Facilities and Services Review Board
Illinois Department of Public Health

10/25/2021

Page A-134

General Long-Term Care Category of Service

Planning Area: Mercer										General Nursing Care		
Facility Name			City			County/Area			Beds	2019 Patient Days		
ALEDO REHAB & HEALTH CARE CTR			ALEDO			Mercer County			80	17,375		
GENESIS MEDICAL CENTER (SWING BEDS)			ALEDO			Mercer County			0	0		
MERCER MANOR REHABILITATION			ALEDO			Mercer County			92	15,714		
6/1/2019	Name Change	Formerly Genesis Senior Living.										
Planning Area Totals									172	33,089		
HEALTH SERVICE AREA	AGE GROUPS	2019 Patient Days		2019 Population		2019 Use Rates (Per 1,000)		2019 Minimum Use Rates		2019 Maximum Use Rates		
010	0-64 Years Old	78,045		162,500		480.3		288.2		768.4		
	65-74 Years Old	89,145		25,800		3,455.2		2,073.1		5,528.4		
	75+ Years Old	282,717		18,800		15,038.1		9,022.9		24,061.0		
	2019 PSA Patient Days	2019 PSA Estimated Populations	2019 PSA Use Rates (Per 1,000)	2019 HSA Minimum Use Rates	2019 HSA Maximum Use Rates	2024 PSA Planned Use Rates	2024 PSA Projected Populations	2024 PSA Planned Patient Days	Planned Average Daily Census	Planned Bed Need (90% Occ.)	Excess Beds	
	0-64 Years Old	2,574	11,900	216.3	288.2	768.4	288.2	11,000				3,170
	65-74 Years Old	6,985	2,000	3,492.5	2,073.1	5,528.4	3,492.5	1,800				6,287
	75+ Years Old	23,530	1,600	14,706.3	9,022.9	24,061.0	14,706.3	1,800				26,471
Planning Area Totals								35,928	98.4	109	63	

INVENTORY OF HEALTH CARE FACILITIES AND SERVICES AND NEED DETERMINATIONS

Illinois Health Facilities and Services Review Board
Illinois Department of Public Health

10/25/2021

Page A-135

General Long-Term Care Category of Service

Planning Area: Rock Island				General Nursing Care							
Facility Name			City	County/Area	Beds	2019 Patient Days					
ALLURE OF MOLINE			EAST MOLINE	Rock Island County	120	33,775					
9/1/2020	Name Change	Formerly Aperion Care Moline									
4/2/2021	Name Change	Formerly Serenity of Moline.									
ASPEN REHAB & HEALTH CARE			SILVIS	Rock Island County	63	14,072					
FRIENDSHIP MANOR			ROCK ISLAND	Rock Island County	94	28,552					
GENERATIONS AT ROCK ISLAND			ROCK ISLAND	Rock Island County	177	36,300					
HEARTLAND OF MOLINE			MOLINE	Rock Island County	149	37,032					
HOPE CREEK NURSING & REHAB			EAST MOLINE	Rock Island County	245	53,372					
10/1/2020	Name Change	Formerly Hope Creek Care Center									
ILLINI RESTORATIVE CARE			SILVIS	Rock Island County	92	12,501					
RIVER CROSSING OF MOLINE			MOLINE	Rock Island County	120	30,022					
2/1/2020	Name Change	Formerly Rosewood Care Center of Moline.									
6/1/2021	Name Change	Formerly Centennial Rehab & Healthcare									
ST. ANTHONY'S NURSING & REHAB CENTER			ROCK ISLAND	Rock Island County	130	35,060					
TRINITY MEDICAL CENTER WEST			ROCK ISLAND	Rock Island County	0						
8/6/2019	E-028-19	Received exemption to discontinue 29 bed Skilled Nursing (LTC) category of service.									
Planning Area Totals					1,190	280,686					
HEALTH SERVICE AREA	AGE GROUPS	2019 Patient Days	2019 Population	2019 Use Rates (Per 1,000)	2019 Minimum Use Rates	2019 Maximum Use Rates					
	0-64 Years Old	78,045	162,500	480.3	288.2	768.4					
010	65-74 Years Old	89,145	25,800	3,455.2	2,073.1	5,528.4					
	75+ Years Old	282,717	18,800	15,038.1	9,022.9	24,061.0					
	2019 PSA Patient Days	2019 PSA Estimated Populations	2019 PSA Use Rates (Per 1,000)	2019 HSA Minimum Use Rates	2019 HSA Maximum Use Rates	2024 PSA Planned Use Rates	2024 PSA Projected Populations	2024 PSA Planned Patient Days			
0-64 Years Old	47,231	112,400	420.2	288.2	768.4	420.2	105,400	44,290	Planned Average Daily Census	Planned Bed Need (90% Occ.)	Excess Beds
65-74 Years Old	59,713	17,500	3,412.2	2,073.1	5,528.4	3,412.2	16,700	56,983			
75+ Years Old	173,742	12,600	13,789.0	9,022.9	24,061.0	13,789.0	13,500	186,152			
Planning Area Totals								287,425	787.5	875	315

INVENTORY OF HEALTH CARE FACILITIES AND SERVICES AND NEED DETERMINATIONS
General Nursing Care

Illinois Health Facilities and Services Review Board
Illinois Department of Public Health

10/26/2021
Page A - 136

INVENTORY OF HEALTH CARE FACILITIES

**HEALTH
SERVICE
AREA
11**

INVENTORY OF HEALTH CARE FACILITIES AND SERVICES AND NEED DETERMINATIONS
General Nursing Care

Illinois Health Facilities and Services Review Board
Illinois Department of Public Health

10/26/2021

Page A - 137

Health Service Area 11



INVENTORY OF HEALTH CARE FACILITIES AND SERVICES AND NEED DETERMINATIONS
General Nursing Care

Illinois Health Facilities and Services Review Board
Illinois Department of Public Health

10/26/2021
Page A - 138

Summary of General Long-Term Nursing Care Beds and Need by Planning Area				
Health Service Area 11				
PLANNING AREA	EXISTING BEDS	PROJECTED BEDS NEEDED - 2024	ADDITIONAL BEDS NEEDED	EXCESS BEDS
Clinton County	355	302	0	53
Madison County	1967	1819	0	148
Monroe County	263	290	27	0
St. Clair County	2101	1799	0	302
HSA 11 TOTALS	4686	4210	27	503

INVENTORY OF HEALTH CARE FACILITIES AND SERVICES AND NEED DETERMINATIONS

Illinois Health Facilities and Services Review Board
Illinois Department of Public Health

10/25/2021

Page A-139

General Long-Term Care Category of Service

Planning Area: Clinton						General Nursing Care					
Facility Name			City	County/Area		Beds	2019 Patient Days				
AVISTON COUNTRYSIDE MANOR			AVISTON	Clinton County		97	21,726				
BREESE NURSING HOME			BREESE	Clinton County		112	19,620				
CARLYLE HEALTHCARE & SR LIVING			CARLYLE	Clinton County		109	34,338				
10/1/2021	Name Change	Formerly Carlyle Health Care									
CLINTON MANOR			NEW BADEN	Clinton County		37	10,848				
2/13/2019	Bed Change	Discontinued 2 Nursing Care beds; facility now has 37 Nursing Care beds.									
Planning Area Totals						355	86,532				
HEALTH SERVICE AREA	AGE GROUPS	2019 Patient Days	2019 Population	2019 Use Rates (Per 1,000)	2019 Minimum Use Rates	2019 Maximum Use Rates					
011	0-64 Years Old	253,452	486,500	521.0	312.6	833.6					
	65-74 Years Old	243,311	64,800	3,754.8	2,252.9	6,007.7					
	75+ Years Old	762,148	44,600	17,088.5	10,253.1	27,341.6					
	2019 PSA Patient Days	2019 PSA Estimated Populations	2019 PSA Use Rates (Per 1,000)	2019 HSA Minimum Use Rates	2019 HSA Maximum Use Rates	2024 PSA Planned Use Rates	2024 PSA Projected Populations	2024 PSA Planned Patient Days			
0-64 Years Old	5,048	30,400	166.1	312.6	833.6	312.6	30,200	9,440			
65-74 Years Old	9,014	4,100	2,198.5	2,252.9	6,007.7	2,252.9	4,600	10,363	Planned Average Daily Census	Planned Bed Need (90% Occ.)	Excess Beds
75+ Years Old	72,470	3,100	23,377.4	10,253.1	27,341.6	23,377.4	3,400	79,483			
Planning Area Totals						99,286	272.0	302			53

INVENTORY OF HEALTH CARE FACILITIES AND SERVICES AND NEED DETERMINATIONS

Illinois Health Facilities and Services Review Board
Illinois Department of Public Health

General Long-Term Care Category of Service

10/25/2021

Page A-140

Planning Area: Madison			General Nursing Care	
Facility Name	City	County/Area	Beds	2019 Patient Days
ALHAMBRA REHAB & HEALTHCARE 9/1/2020 Name Change Formerly Alhambra Care Center	ALHAMBRA	Madison County	84	14,393
ALTON MEMORIAL REHAB & THERAPY 11/1/2019 Name Change Formerly Eunice C. Smith Home.	ALTON	Madison County	64	18,697
BETHALTO CARE CENTER 7/24/2019 Closure Facility closed; 98 Nursing Care beds removed from inventory.	BETHALTO	Madison County	0	
COLLINSVILLE REHAB & HEALTH CARE CTR.	COLLINSVILLE	Madison County	98	21,620
EDEN VILLAGE CARE CENTER	GLEN CARBON	Madison County	128	78,095
EDWARDSVILLE NSG & REHAB CTR.	EDWARDSVILLE	Madison County	120	32,597
ELMWOOD NRSG. & REHAB CENTER	MARYVILLE	Madison County	104	25,953
FAITH CARE CENTER 4/30/2021 Closure Facility closed; 76 Nursing Care beds removed from inventory.	HIGHLAND	Madison County	0	21,899
GRANITE NSG & REHAB CENTER	GRANITE CITY	Madison County	86	28,668
HIGHLAND HEALTH CARE CENTER	HIGHLAND	Madison County	128	23,323
HITZ MEMORIAL HOME	ALHAMBRA	Madison County	67	16,529
INTEGRITY HC OF GODFREY	GODFREY	Madison County	68	19,769
INTEGRITY HC OF WOOD RIVER	WOOD RIVER	Madison County	106	27,259
INTEGRITY HEALTHCARE OF ALTON	ALTON	Madison County	181	29,940
MANOR COURT OF MARYVILLE	MARYVILLE	Madison County	132	42,638
MERIDIAN VILLAGE	GLEN CARBON	Madison County	70	22,655
RIVER CROSSING OF ALTON 2/1/2020 Name Change Formerly Rosewood Care Center of Alton.	ALTON	Madison County	180	40,012
6/1/2021 Name Change Formerly Riverside Rehab & Healthcare				
RIVER CROSSING OF EDWARDSVILLE 2/1/2020 Name Change Formerly Rosewood Care Center - Edwardsville.	EDWARDSVILLE	Madison County	120	21,401
6/1/2021 Name Change Formerly Care Center at Center Grove				
ST. JOSEPH'S HOSPITAL (SWING BEDS)	HIGHLAND	Madison County	0	2,653
STEARNS NURSING & REHAB CENTER	GRANITE CITY	Madison County	109	36,709
UNIVERSITY NURSING & REHAB	EDWARDSVILLE	Madison County	122	28,646

INVENTORY OF HEALTH CARE FACILITIES AND SERVICES AND NEED DETERMINATIONS

Illinois Health Facilities and Services Review Board
Illinois Department of Public Health

10/25/2021

Page A-141

General Long-Term Care Category of Service

Planning Area: Madison									General Nursing Care		
Facility Name		City			County/Area				Beds	2019 Patient Days	
Planning Area Totals									1,967	553,456	
HEALTH SERVICE AREA	AGE GROUPS	2019 Patient Days	2019 Population		2019 Use Rates (Per 1,000)		2019 Minimum Use Rates		2019 Maximum Use Rates		
011	0-64 Years Old	253,452	486,500		521.0		312.6		833.6		
	65-74 Years Old	243,311	64,800		3,754.8		2,252.9		6,007.7		
	75+ Years Old	762,148	44,600		17,088.5		10,253.1		27,341.6		
	2019 PSA Patient Days	2019 PSA Estimated Populations	2019 PSA Use Rates (Per 1,000)	2019 HSA Minimum Use Rates	2019 HSA Maximum Use Rates	2024 PSA Planned Use Rates	2024 PSA Projected Populations	2024 PSA Planned Patient Days			
0-64 Years Old	101,229	213,900	473.3	312.6	833.6	473.3	212,300	100,472	Planned Average Daily Census	Planned Bed Need (90% Occ.)	Excess Beds
65-74 Years Old	125,232	29,200	4,288.8	2,252.9	6,007.7	4,288.8	31,100	133,381			
75+ Years Old	326,995	20,500	15,951.0	10,253.1	27,341.6	15,951.0	22,800	363,682			
Planning Area Totals								597,535	1,637.1	1,819	148

INVENTORY OF HEALTH CARE FACILITIES AND SERVICES AND NEED DETERMINATIONS

Illinois Health Facilities and Services Review Board
Illinois Department of Public Health

10/25/2021

Page A-142

General Long-Term Care Category of Service

Planning Area: Monroe									General Nursing Care		
Facility Name				City			County/Area			Beds	2019 Patient Days
INTEGRITY HEALTHCARE OF COLUMBIA				COLUMBIA			Monroe County			119	23,997
OAK HILL				WATERLOO			Monroe County			144	49,041
Planning Area Totals										263	73,038
HEALTH SERVICE AREA	AGE GROUPS	2019 Patient Days	2019 Population	2019 Use Rates (Per 1,000)		2019 Minimum Use Rates		2019 Maximum Use Rates			
011	0-64 Years Old	253,452	486,500	521.0		312.6		833.6			
	65-74 Years Old	243,311	64,800	3,754.8		2,252.9		6,007.7			
	75+ Years Old	762,148	44,600	17,088.5		10,253.1		27,341.6			
	2019 PSA Patient Days	2019 PSA Estimated Populations	2019 PSA Use Rates (Per 1,000)	2019 HSA Minimum Use Rates	2019 HSA Maximum Use Rates	2024 PSA Planned Use Rates	2024 PSA Projected Populations	2024 PSA Planned Patient Days			
0-64 Years Old	4,521	27,900	162.0	312.6	833.6	312.6	29,300	9,159	Planned Average Daily Census	Planned Bed Need (90% Occ.)	Beds Needed
65-74 Years Old	8,347	4,000	2,086.8	2,252.9	6,007.7	2,252.9	4,900	11,039			
75+ Years Old	60,170	2,800	21,489.3	10,253.1	27,341.6	21,489.3	3,500	75,213			
Planning Area Totals								95,410	261.4	290	27

INVENTORY OF HEALTH CARE FACILITIES AND SERVICES AND NEED DETERMINATIONS

Illinois Health Facilities and Services Review Board
Illinois Department of Public Health

General Long-Term Care Category of Service

10/25/2021

Page A-143

Planning Area: St. Clair			General Nursing Care		
Facility Name	City	County/Area	Beds	2019 Patient Days	
APERION CARE MASCOUTAH	MASCOUTAH	St. Clair County	55	14,974	
AUTUMN MEADOWS OF CAHOKIA	CAHOKIA	St. Clair County	150	31,118	
BRIA OF BELLEVILLE	BELLEVILLE	St. Clair County	140	42,195	
BRIA OF CAHOKIA	CAHOKIA	St. Clair County	133	42,375	
CASEYVILLE NURSING & REHAB CTR	CASEYVILLE	St. Clair County	150	39,211	
CEDAR RIDGE HEALTH & REHAB CENTER	LEBANON	St. Clair County	116	36,059	
DAMMERT GERIATRIC CENTER	BELLEVILLE	St. Clair County	57	16,541	
FREEBURG CARE CENTER	FREEBURG	St. Clair County	118	33,772	
HELIA HEALTHCARE OF BELLEVILLE	BELLEVILLE	St. Clair County	122	22,510	
HELIA SOUTHBELT HEALTHCARE	BELLEVILLE	St. Clair County	156	34,154	
INTEGRITY HC OF SMITHTON	SMITHTON	St. Clair County	101	21,085	
LEBANON CARE CENTER	LEBANON	St. Clair County	90	24,481	
MAR-KA NURSING HOME	MASCOUTAH	St. Clair County	76	12,122	
MEMORIAL CARE CENTER	BELLEVILLE	St. Clair County	82	25,442	
MERCY REHAB AND CARE CENTER	SWANSEA	St. Clair County	120	33,598	
MIDWEST REHAB & RESPIRATORY CENTER	BELLEVILLE	St. Clair County	180	45,580	
NEW ATHENS HOME	NEW ATHENS	St. Clair County	53	15,268	
ST. PAUL'S SENIOR COMMUNITY	BELLEVILLE	St. Clair County	108	34,400	
12/2/2019 Name Change Formerly St. Paul's Home.					
SWANSEA REHAB & HEALTH CARE CENTER	SWANSEA	St. Clair County	94	21,000	
Planning Area Totals			2,101	545,885	

HEALTH SERVICE AREA	AGE GROUPS	2019 Patient Days	2019 Population	2019 Use Rates (Per 1,000)	2019 Minimum Use Rates	2019 Maximum Use Rates
	0-64 Years Old	253,452	486,500	521.0	312.6	833.6
011	65-74 Years Old	243,311	64,800	3,754.8	2,252.9	6,007.7
	75+ Years Old	762,148	44,600	17,088.5	10,253.1	27,341.6

	2019 PSA Patient Days	2019 PSA Estimated Populations	2019 PSA Use Rates (Per 1,000)	2019 HSA Minimum Use Rates	2019 HSA Maximum Use Rates	2024 PSA Planned Use Rates	2024 PSA Projected Populations	2024 PSA Planned Patient Days			
0-64 Years Old	142,654	214,300	665.7	312.6	833.6	665.7	212,800	141,655	Planned Average Daily Census	Planned Bed Need (90% Occ.)	Excess Beds
65-74 Years Old	100,718	27,500	3,662.5	2,252.9	6,007.7	3,662.5	29,600	108,409			
75+ Years Old	302,513	18,200	16,621.6	10,253.1	27,341.6	16,621.6	20,500	340,743			
			Planning Area Totals			590,807	1,618.7	1,799	302		

INVENTORY OF HEALTH CARE FACILITIES AND SERVICES AND NEED DETERMINATIONS
Specialized Long-Term Care

Illinois Health Facilities and Services Review Board
Illinois Department of Public Health

10/26/2021
Page B - 1

Section B

LONG-TERM CARE FOR DEVELOPMENTALLY DISABLED (Adult)
Category of Service

INVENTORY OF HEALTH CARE FACILITIES AND SERVICES AND NEED DETERMINATIONS
Specialized Long-Term Care

Illinois Health Facilities and Services Review Board
Illinois Department of Public Health

10/26/2021
Page B - 2

Planning Process for Long-Term Care for the Developmentally Disabled (Adult)



For the Long-Term Care for the Developmentally Disabled (Children) category of service:

1. For facilities licensed as ICF/DD 16-bed or fewer, total bed need and the number of additional beds needed are determined by dividing the planning area's projected adult developmentally disabled population by 21.4 to determine the total number of beds needed for developmentally disabled adult residents in the area. The number of additional beds needed or excess beds is determined by subtracting the number of existing beds in ICF/DD 16-bed or fewer facilities from the total number of beds needed for developmentally disabled adult residents in the planning area.

INVENTORY OF HEALTH CARE FACILITIES AND SERVICES AND NEED DETERMINATIONS
Specialized Long-Term Care

Illinois Health Facilities and Services Review Board
Illinois Department of Public Health

10/26/2021
Page B - 3

Example:

Projected Number of Developmentally <u>Disabled Adults in year 2018 – HSA 1</u>	DMH/DD <u>Divisor</u>	Number of “ICF/DD 16-bed or <u>fewer” Beds Needed – HSA 1</u>
5,336	21.4	249

The number of beds needed, 249, is compared to the sum of the existing and permit beds in the area, 335, to determine that there is an excess of 86 beds in that area.

2. For ICF/DD facilities with more than 16 beds, no bed need formula has been established.

INVENTORY OF HEALTH CARE FACILITIES AND SERVICES AND NEED DETERMINATIONS
Specialized Long-Term Care

Illinois Health Facilities and Services Review Board
 Illinois Department of Public Health

10/26/2021
 Page B - 4

Summary of Long-Term Care for the Developmentally Disabled (Adult) 16 Beds and Under Facilities - Beds and Need by Planning Area				
PLANNING AREA	EXISTING BEDS	PROJECTED BEDS NEEDED - 2024	ADDITIONAL BEDS NEEDED	EXCESS BEDS
Health Service Area 1	303	246	0	57
Health Service Area 2	208	225	17	0
Health Service Area 3	320	196	0	124
Health Service Area 4	80	286	206	0
Health Service Area 5	160	206	46	0
Health Service Areas 6, 7, 8 & 9	1021	3183	2162	0
Health Service Area 10	32	69	37	0
Health Service Area 11	256	211	0	45
STATE TOTALS	2380	4622	2468	226

Bed Need for Intermediate Care for Developmentally Disabled Adults applies only to facilities with 16 or fewer beds.
 No bed need formula has been established for facilities with more than 16 beds.

INVENTORY OF HEALTH CARE FACILITIES AND SERVICES AND NEED DETERMINATIONS

Illinois Health Facilities and Services Review Board

10/22/2021

Illinois Department of Public Health

Long-Term Care for Developmentally Disabled Adults (Intermediate DD) Category of Service

Page B-5

Planning Area: HEALTH SERVICE AREA: 001			Intermediate DD Nursing Care		
Facility Name	City	County/Area	Beds	2019 Patient Days	2019 Admissions
AMBOY TERRACE	AMBOY	Lee County	0		
4/21/2019 Closure	Facility closed; 16 ICF/DD beds removed from Inventory.				
ASHTON TERRACE	ASHTON	Lee County	16	4,439	3
BOYD AVENUE	AMBOY	Lee County	6	2,179	0
CANTERBURY PLACE	ROCKFORD	Winnebago County	4	1,436	0
CASA WILLIS	STERLING	Whiteside County	16	5,164	1
DIVISION STREET HOME	AMBOY	Lee County	6	2,190	0
FIRST STREET GROUP HOME	ASHTON	Lee County	4	1,317	0
FRANKLIN GROVE GROUP	FRANKLIN GROVE	Lee County	6	2,181	0
FREEPORT TERRACE	FREEPORT	Stephenson County	16	5,834	1
GLENWOOD VILLA	ROCKFORD	Winnebago County	6	2,010	1
GORDON JONES TERRACE	LANARK	Carroll County	16	5,499	2
HALLAM TERRACE	ROCKFORD	Winnebago County	16	5,682	0
HAMMETT HOUSE	STERLING	Whiteside County	16	5,541	0
MABLEY DEVELOPMENTAL CENTER	DIXON	Lee County	112	78,956	8
MILESTONE - ELMWOOD EAST	ROCKFORD	Winnebago County	12	4,265	0
MILESTONE - ELMWOOD HEIGHTS	ROCKFORD	Winnebago County	84	28,346	8
MILESTONE SUN VALLEY	ROCKFORD	Winnebago County	8	2,706	0
NEW MAIN GROUP HOME	DIXON	Lee County	16	5,604	4
OLSON TERRACE	ROCKFORD	Winnebago County	16	5,750	0
OTTAWA GROUP HOME	DIXON	Lee County	6	2,190	0
RACHUY HOUSE	STOCKTON	Jo Daviess County	15	5,288	1
RIDGE TERRACE	FREEPORT	Stephenson County	16	5,352	2
ROCKTON COURT	ROCKFORD	Winnebago County	6	1,889	1
SEABORG TERRACE	ROCKFORD	Winnebago County	16	5,620	1
SEARLES GROUP HOME	ROCKFORD	Winnebago County	12	3,516	0
STERN SQUARE	STERLING	Whiteside County	16	5,560	0
STOUFFER TERRACE	OREGON	Ogle County	16	5,481	0
STRIVE	PROPHETSTOWN	Whiteside County	16	5,723	2
WASSON STREET	AMBOY	Lee County	4	1,460	0
Planning Area Totals - Facilities with 16 or fewer beds			303	103,876	19
Planning Area Totals - Facilities with more than 16 beds			196	107,302	16
Projected Adult Developmentally Disabled Population	Mental Health Rate Factor	Beds Needed - 16 Bed and Fewer Facilities	Beds Existing - 16 Bed and Fewer Facilities	Excess Beds - 16 and Fewer Facilities	
5,266	21.4	246	303	57	

INVENTORY OF HEALTH CARE FACILITIES AND SERVICES AND NEED DETERMINATIONS

Illinois Health Facilities and Services Review Board

10/22/2021

Illinois Department of Public Health

Long-Term Care for Developmentally Disabled Adults (Intermediate DD) Category of Service

Page B-6

Planning Area: HEALTH SERVICE AREA: 002			Intermediate DD Nursing Care		
Facility Name	City	County/Area	Beds	2019 Patient Days	2019 Admissions
APOS. CHRISTIAN TIMBER RIDGE	MORTON	Tazewell County	74	26,122	3
BRIARBROOK PLACE	EAST PEORIA	Tazewell County	16	4,450	3
DAVIES SQUARE	PEKIN	Tazewell County	16	5,305	2
EMERALD ESTATES	CANTON	Fulton County	16	5,840	1
FROELICH HOUSE	GALESBURG	Knox County	16	5,702	1
HARRIS PLACE	EAST PEORIA	Tazewell County	16	5,430	1
KANTHAK HOUSE	OTTAWA	LaSalle County	16	4,825	1
LINDEN ESTATE	MORTON	Tazewell County	16	5,605	1
MARIGOLD ESTATES	PEKIN	Tazewell County	16	5,840	1
OAKWOOD ESTATES	MORTON	Tazewell County	16	4,072	1
PLONKA TERRACE	GALESBURG	Knox County	16	5,856	0
STEVENS HOUSE	GALESBURG	Knox County	16	5,842	3
SULLIVAN HOUSE	OTTAWA	LaSalle County	0		
3/4/2019 closure	Facility closed, converted to CILA. 16 ICF/DD beds removed from Inventory.				
TRULSON HOUSE	GALESBURG	Knox County	16	5,706	0
WALSH TERRACE	GALESBURG	Knox County	16	5,789	0
Planning Area Totals - Facilities with 16 or fewer beds			208	70,262	15
Planning Area Totals - Facilities with more than 16 beds			74	26,122	3
Projected Adult Developmentally Disabled Population	Mental Health Rate Factor	Beds Needed - 16 Bed and Fewer Facilities	Beds Existing - 16 Bed and Fewer Facilities	Additional beds Needed - 16 and Fewer Facilities	
4,814	21.4	225	208	17	

INVENTORY OF HEALTH CARE FACILITIES AND SERVICES AND NEED DETERMINATIONS

Illinois Health Facilities and Services Review Board

10/22/2021

Illinois Department of Public Health

Long-Term Care for Developmentally Disabled Adults (Intermediate DD) Category of Service

Page B-7

Planning Area: HEALTH SERVICE AREA: 003			Intermediate DD Nursing Care		
Facility Name	City	County/Area	Beds	2019 Patient Days	2019 Admissions
ADLOFF PLACE	SPRINGFIELD	Sangamon County	16	5,475	0
ALVIN EADES CENTER	JACKSONVILLE	Morgan County	16	4,799	0
ANNA TERRACE	JACKSONVILLE	Morgan County	6	2,190	0
BEARDSTOWN TERRACE	BEARDSTOWN	Cass County	16	5,840	0
BROTHER JAMES COURT	SPRINGFIELD	Sangamon County	99	29,280	13
CAMPBELL COURT	JACKSONVILLE	Morgan County	4	1,460	0
CARLINVILLE ESTATES	CARLINVILLE	Macoupin County	16	5,840	1
CARTHAGE TERRACE	CARTHAGE	Hancock County	16	5,496	2
CURTISS COURT	SPRINGFIELD	Sangamon County	16	3,380	1
DOUGLAS TERRACE	JACKSONVILLE	Morgan County	16	5,837	1
GAINES MILL PLAZA	SPRINGFIELD	Sangamon County	16	5,565	0
GLENWOOD TERRACE	SPRINGFIELD	Sangamon County	16	4,850	1
KEPLEY HOUSE	PITTSFIELD	Pike County	16	5,724	2
LAFAYETTE TERRACE	JACKSONVILLE	Morgan County	6	2,096	1
LAWRENCE PLACE	LINCOLN	Logan County	16	4,977	1
LINCOLN TERRACE	LINCOLN	Logan County	16	4,790	1
MAPLE TERRACE	QUINCY	Adams County	16	5,682	2
MONTGOMERY TERRACE	NOKOMIS	Montgomery County	0	5,418	1
1/29/2021 Closure	Facility closed to convert to CILA; 16 ICF/DD beds removed from Inventory.				
PARK PLACE	PANA	Christian County	16	4,809	2
QUINCY TERRACE	QUINCY	Adams County	16	5,683	0
TAYLOR HOUSE	SPRINGFIELD	Sangamon County	16	5,252	0
TAYLORVILLE TERRACE	TAYLORVILLE	Christian County	16	4,867	2
VAHLE TERRACE	JERSEYVILLE	Jersey County	16	5,840	0
VICTORIAN MANOR	TAYLORVILLE	Christian County	16	5,752	0
Planning Area Totals - Facilities with 16 or fewer beds			320	111,622	18
Planning Area Totals - Facilities with more than 16 beds			99	29,280	13
Projected Adult Developmentally Disabled Population	Mental Health Rate Factor	Beds Needed - 16 Bed and Fewer Facilities	Beds Existing - 16 Bed and Fewer Facilities	Excess Beds - 16 and Fewer Facilities	
4,190	21.4	196	320	124	

INVENTORY OF HEALTH CARE FACILITIES AND SERVICES AND NEED DETERMINATIONS

Illinois Health Facilities and Services Review Board

10/22/2021

Illinois Department of Public Health

Long-Term Care for Developmentally Disabled Adults (Intermediate DD) Category of Service

Page B-8

Planning Area: HEALTH SERVICE AREA: 004			Intermediate DD Nursing Care		
Facility Name	City	County/Area	Beds	2019 Patient Days	2019 Admissions
FOX DEVELOPMENTAL CENTER	DWIGHT	Livingston County	167	32,468	1
HIGHVIEW TERRACE	PARIS	Edgar County	16	5,110	0
PATTERSON HOUSE	SULLIVAN	Moultrie County	16	5,840	2
SCHULTZ HOUSE	DANVILLE	Vermilion County	16	4,931	0
SPRING CREEK TERRACE	DECATUR	Macon County	16	5,290	1
TANNER PLACE	PARIS	Edgar County	16	5,110	1
Planning Area Totals - Facilities with 16 or fewer beds			80	26,281	4
Planning Area Totals - Facilities with more than 16 beds			167	32,468	1
Projected Adult Developmentally Disabled Population	Mental Health Rate Factor	Beds Needed - 16 Bed and Fewer Facilities	Beds Existing - 16 Bed and Fewer Facilities	Additional beds Needed - 16 and Fewer Facilities	
6,130	21.4	286	80	206	

INVENTORY OF HEALTH CARE FACILITIES AND SERVICES AND NEED DETERMINATIONS

Illinois Health Facilities and Services Review Board

10/22/2021

Illinois Department of Public Health

Long-Term Care for Developmentally Disabled Adults (Intermediate DD) Category of Service

Page B-9

Planning Area: HEALTH SERVICE AREA: 005			Intermediate DD Nursing Care		
Facility Name	City	County/Area	Beds	2019 Patient Days	2019 Admissions
BRAUNS TERRACE	GREENVILLE	Bond County	16	5,475	1
BRYAN MANOR	CENTRALIA	Marion County	100	34,706	14
CHOATE DEVELOPMENTAL CENTER	ANNA	Union County	285	70,937	49
COUNTRYVIEW TERRACE	LOUISVILLE	Clay County	16	2,964	2
DIAMONDVIEW	CENTRALIA	Marion County	16	5,719	0
EFFINGHAM TERRACE	EFFINGHAM	Effingham County	16	5,110	1
JOSHUA MANOR	HOYLETON	Washington County	16	4,657	4
LYNWOOD ESTATES	SALEM	Marion County	16	5,607	0
MULBERRY MANOR	ANNA	Union County	51	16,801	9
6/22/2021 Bed Change	Facility discontinued 13 ICF/DD beds; facility now has 51 ICF/DD beds.				
OAKVIEW	EFFINGHAM	Effingham County	0		
3/1/2019 Closure	Facility ceased operations as ICF-DD facility; converted to CILA. 16 beds removed from inventory.				
PARK PLACE-CENTRALIA	CENTRALIA	Marion County	16	5,538	0
SPARTA TERRACE	SPARTA	Randolph County	16	5,090	2
WETHERELL PLACE	EFFINGHAM	Effingham County	16	5,475	2
WHISPERING OAKS	ROSICLARE	Hardin County	16	2,184	0
Planning Area Totals - Facilities with 16 or fewer beds			160	47,819	12
Planning Area Totals - Facilities with more than 16 beds			436	122,444	72
Projected Adult Developmentally Disabled Population	Mental Health Rate Factor	Beds Needed - 16 Bed and Fewer Facilities	Beds Existing - 16 Bed and Fewer Facilities	Additional beds Needed - 16 and Fewer Facilities	
4,405	21.4	206	160	46	

INVENTORY OF HEALTH CARE FACILITIES AND SERVICES AND NEED DETERMINATIONS

Illinois Health Facilities and Services Review Board

10/22/2021

Illinois Department of Public Health

Long-Term Care for Developmentally Disabled Adults (Intermediate DD) Category of Service

Page B-10

Planning Area: HEALTH SERVICE AREA: 006, 007, 008, 009			Intermediate DD Nursing Care		
Facility Name	City	County/Area	Beds	2019 Patient Days	2019 Admissions
ALDEN OF OLD TOWN EAST	BLOOMINGDALE	Bloomington Township	16	5,786	0
ALDEN OF OLD TOWN WEST	BLOOMINGDALE	Bloomington Township	16	5,836	0
ALDEN SPRINGS	BLOOMINGDALE	Bloomington Township	16	5,751	0
ALDEN TRAILS	BLOOMINGDALE	Bloomington Township	16	5,770	0
BELLWOOD DEVELOPMENTAL CENTER	BELLWOOD	Proviso Township	82	28,361	16
BENJAMIN GREEN-FIELD RESIDENCE	LIBERTYVILLE	Lake County	16	5,110	2
BETHSHAN	PALOS HEIGHTS	Worth Township	45	16,120	0
BJORKLUND HOUSE	OAK FOREST	Bremen Township	16	3,826	0
BRACH HOUSE	CHICAGO	Area 2 - West Ridge	12	4,173	3
BROADWAY TERRACE	CHICAGO HEIGHTS	Bloom Township	16	5,416	2
BURNHAM HOUSE	UNIVERSITY PARK	Will County	0	5,263	1
8/15/2020 Closure Facility closed; converted to CILA. 16 ICF/DD beds removed from inventory.					
CALUMET CITY TERRACE	CALUMET CITY	Thornton Township	6	2,182	0
CAROLE LANE TERRACE	SAUK VILLAGE	Bloom Township	16	5,158	2
CARR HOME	CHICAGO	Area 2 - West Ridge	15	5,381	2
CHAMNESS SQUARE	BOURBONNAIS	Kankakee County	16	4,531	0
CLEARBROOK CENTER	ROLLING MEADOWS	Palatine Township	85	29,635	14
CLEARBROOK EAST	ROLLING MEADOWS	Palatine Township	16	5,840	2
CLEARBROOK WEST	ROLLING MEADOWS	Palatine Township	16	5,840	0
CLEARBROOK-WRIGHT HOME	GURNEE	Lake County	16	5,840	1
COLEMAN HOUSE	CHICAGO	Area 2 - West Ridge	12	4,380	0
COLLINS SQUARE	BRADLEY	Kankakee County	16	4,870	0
CONNELLY HOME	CHICAGO	Area 2 - West Ridge	16	5,707	1
CONRAD HOUSE	CHICAGO	Area 2 - West Ridge	12	4,291	1
COUNTRY CLUB TERRACE	CNTRY CLUB HILL	Rich Township	16	5,325	0
DANFORTH HOUSE	CHICAGO	Area 38 - Grand Boulevard	15	4,170	0
DAVIS HOUSE	CHICAGO	Area 38 - Grand Boulevard	15	4,788	0
DEARBORN COURT	KANKAKEE	Kankakee County	6	1,805	1
DOLTON COURT	DOLTON	Thornton Township	4	1,233	0
EAGLE COURT	KANKAKEE	Kankakee County	6	2,175	0
EL VALOR RESIDENCE	CHICAGO	Area 31 - Lower West Side	0		
7/19/2019 Closure Facility closed; converted to CILA. 12 ICF/DD beds removed from inventory.					
FLOSSMOOR TERRACE	FLOSSMOOR	Rich Township	4	1,460	0
GARDEN CENTER SERVICES	BURBANK	Stickney Township	15	5,215	0
GOLF VIEW DEVELOPMENTAL CENTER	DES PLAINES	Maine Township	135	46,621	11
HAMMOND HOUSE	CHICAGO	Area 68 - Englewood	15	3,746	0
HARTEMAYER HOME	CHICAGO	Area 2 - West Ridge	15	5,288	3
HERBSTTRITT HOUSE	CHICAGO	Area 2 - West Ridge	12	4,362	0
HOLLAND TERRACE	SOUTH HOLLAND	Thornton Township	16	5,329	1
HOWE DEVELOPMENTAL CENTER	TINLEY PARK	Cook County	500		
HUNT TERRACE	KANKAKEE	Kankakee County	16	4,588	0
IONA GLOS SPECIAL LIVING CENTER	ADDISON	Addison Township	0	28,470	1
12/30/2020 Closure Facility closed; 100 ICF/DD beds removed from inventory.					

INVENTORY OF HEALTH CARE FACILITIES AND SERVICES AND NEED DETERMINATIONS

Illinois Health Facilities and Services Review Board

10/22/2021

Illinois Department of Public Health

Long-Term Care for Developmentally Disabled Adults (Intermediate DD) Category of Service

Page B-11

Planning Area: HEALTH SERVICE AREA: 006, 007, 008, 009			Intermediate DD Nursing Care		
Facility Name	City	County/Area	Beds	2019 Patient Days	2019 Admissions
KANKAKEE COURT	KANKAKEE	Kankakee County	4	1,008	1
KAPERL HOME	CHICAGO	Area 2 - West Ridge	15	5,441	1
KILEY DEVELOPMENTAL CENTER	WAUKEGAN	Lake County	480	70,989	16
KNIGHT HOUSE	CHICAGO	Area 68 - Englewood	15	5,112	0
LEWIS TERRACE	NORTH CHICAGO	Lake County	4	1,414	1
LUDEMAN DEVELOPMENTAL CENTER	PARK FOREST	Cook County	510	138,398	0
LYNWOOD TERRACE	LYNWOOD	Bloom Township	6	2,138	0
MAHONEY HOUSE	CHICAGO	Area 2 - West Ridge	12	4,349	1
MARIAN CENTER FOR ADULT RESIDENTS	CHICAGO	Area 2 - West Ridge	100	33,807	0
MARKLUND DREHER HOME	GENEVA	Kane County	16	5,665	2
MARKLUND HAVERKAMPF HOME	GENEVA	Kane County	16	5,731	2
MARKLUND RICHARD HOME	GENEVA	Kane County	16	5,730	2
MARKLUND SAYERS HOME	GENEVA	Kane County	16	5,840	0
MARKLUND TOMMY HOME	GENEVA	Kane County	16	5,839	1
MARKLUND VAN DER MOLEN HOME	GENEVA	Kane County	16	5,681	3
MATTESON COURT	MATTESON	Rich Township	16	5,023	0
MAZZA HOUSE	CHICAGO	Area 2 - West Ridge	12	4,380	1
MCGOWAN HOUSE	CHICAGO	Area 2 - West Ridge	16	5,840	0
MCNERNEY HOUSE	CHICAGO	Area 2 - West Ridge	12	4,380	0
MEADOWS	ROLLING MEADOWS	Palatine Township	99	33,235	11
MINIAT HOUSE	CHICAGO	Area 2 - West Ridge	12	4,160	1
MOORE HOUSE	CHICAGO	Area 46 - South Chicago	15	4,316	0
MOUNT ST. JOSEPH	LAKE ZURICH	Lake County	129	32,276	0
O'DONNELL HOUSE	CHICAGO	Area 2 - West Ridge	12	4,207	0
PARK LAWN HOME	ALSIP	Worth Township	15	5,475	0
PARK LAWN RESIDENTIAL CENTER	ALSIP	Worth Township	41	13,158	4
PETERMAN HOUSE	CHICAGO	Area 2 - West Ridge	12	4,349	1
PINE TERRACE	WAUKEGAN	Lake County	16	5,653	1
POLK HOUSE	CHICAGO	Area 2 - West Ridge	12	4,380	0
PRAIRIE HOUSE	SAUK VILLAGE	Bloom Township	16	5,435	0
RAVISLOE TERRACE	COUNTRY CLUB HL	Rich Township	6	2,158	0
RICE HOUSE	CHICAGO	Area 2 - West Ridge	12	4,295	1
RIVER COURT	KANKAKEE	Kankakee County	4	1,135	1
RIVERSIDE FOUNDATION	LINCOLNSHIRE	Lake County	97	32,957	7
ROSE ANGELA HALL	CHICAGO	Area 15 - Portage Park	80	26,857	2
ROSEMARY HOME	CHICAGO	Area 2 - West Ridge	16	5,769	1
ROY COURT	BOURBONNAIS	Kankakee County	6	2,173	0
SEYMOUR TERRACE	NORTH CHICAGO	Lake County	6	1,941	1
SHADY OAKS EAST	LOCKPORT	Will County	16	5,475	0
SHADY OAKS WEST	LOCKPORT	Will County	16	5,840	1
SHANNON HOUSE	CHICAGO	Area 2 - West Ridge	12	4,380	0
SHAPIRO MH & DEV CENTER	KANKAKEE	Kankakee County	800	169,896	36
SHELTERED VILLAGE	WOODSTOCK	McHenry County	96	33,869	8

INVENTORY OF HEALTH CARE FACILITIES AND SERVICES AND NEED DETERMINATIONS

Illinois Health Facilities and Services Review Board

10/22/2021

Illinois Department of Public Health

Long-Term Care for Developmentally Disabled Adults (Intermediate DD) Category of Service

Page B-12

Planning Area: HEALTH SERVICE AREA: 006, 007, 008, 009			Intermediate DD Nursing Care		
Facility Name	City	County/Area	Beds	2019 Patient Days	2019 Admissions
SHORE HOME EAST	EVANSTON	Evanston Township	12	4,380	0
SPAULDING TERRACE	MARKHAM	Bremen Township	6	2,190	0
SPECIALIZED LIVING CENTER(PERMIT)	CHICAGO	Area Unknown	50		
STATION COURT	KANKAKEE	Kankakee County	6	2,188	0
TAC HOUSE	AURORA	Kane County	16	5,840	0
THOMAS HERBSTTRITT HOUSE	MOMENCE	Kankakee County	16	4,984	0
THOMAS LOMBARD HOUSE	MOMENCE	Kankakee County	16	5,509	0
TIBSTRA HOUSE	SOUTH HOLLAND	Thornton Township	16	5,433	0
TORRENCE PLACE	SAUK VILLAGE	Bloom Township	16	5,623	0
TRINITY LIVING CENTER 1	JOLIET	Will County	16	5,840	0
TRINITY LIVING CENTER 2	JOLIET	Will County	16	5,776	2
WALSH HOME	CHICAGO	Area 2 - West Ridge	15	4,947	5
WAUKEGAN TERRACE	WAUKEGAN	Lake County	6	1,843	1
WILLOW HOUSE	UNIVERSITY PARK	Will County	0	4,974	0
6/18/2020 Closure	Facility closed; 16 ICF/DD beds removed from inventory. Converted to CILA.				
ZACHARY HOUSE	STREAMWOOD	Hanover Township	16	5,307	0
Planning Area Totals - Facilities with 16 or fewer beds			1021	359,981	53
Planning Area Totals - Facilities with more than 16 beds			2779	734,649	126
Projected Adult Developmentally Disabled Population	Mental Health Rate Factor	Beds Needed - 16 Bed and Fewer Facilities	Beds Existing - 16 Bed and Fewer Facilities	Additional beds Needed - 16 and Fewer Facilities	
68,110	21.4	3,183	1,021	2,162	

INVENTORY OF HEALTH CARE FACILITIES AND SERVICES AND NEED DETERMINATIONS

Illinois Health Facilities and Services Review Board

10/22/2021

Illinois Department of Public Health

Long-Term Care for Developmentally Disabled Adults (Intermediate DD) Category of Service

Page B-13

Planning Area: HEALTH SERVICE AREA: 010			Intermediate DD Nursing Care		
Facility Name	City	County/Area	Beds	2019 Patient Days	2019 Admissions
ROSE HOUSE	MOLINE	Rock Island County	16	5,643	0
SMITH SQUARE	MOLINE	Rock Island County	16	5,541	0
Planning Area Totals - Facilities with 16 or fewer beds			32	11,184	0
<i>Planning Area Totals - Facilities with more than 16 beds</i>					
Projected Adult Developmentally Disabled Population	Mental Health Rate Factor	Beds Needed - 16 Bed and Fewer Facilities	Beds Existing - 16 Bed and Fewer Facilities	Additional beds Needed - 16 and Fewer Facilities	
1,467	21.4	69	32	37	

INVENTORY OF HEALTH CARE FACILITIES AND SERVICES AND NEED DETERMINATIONS

Illinois Health Facilities and Services Review Board

10/22/2021

Illinois Department of Public Health

Long-Term Care for Developmentally Disabled Adults (Intermediate DD) Category of Service

Page B-14

Planning Area: HEALTH SERVICE AREA: 011			Intermediate DD Nursing Care		
Facility Name	City	County/Area	Beds	2019 Patient Days	2019 Admissions
ABERDEEN TERRACE	ALTON	Madison County	4	1,460	1
ALTON BLUFF ESTATES	ALTON	Madison County	16	4,882	2
AVISTON TERRACE	AVISTON	Clinton County	0		
9/3/2019 Closure	Facility closed; 16 ICF/DD beds removed from inventory. Facility converted to CILA.				
BELLEFONTAINE PLACE	WATERLOO	Monroe County	16	5,475	3
BEVERLY FARM FOUNDATION	GODFREY	Madison County	300	88,590	2
CLINTON MANOR LIVING CENTER - DD	NEW BADEN	Clinton County	51	18,124	6
EDWARDSVILLE TERRACE	EDWARDSVILLE	Madison County	16	5,820	2
FOSTERBURG TERRACE	ALTON	Madison County	16	4,710	6
FREEBURG TERRACE	FREEBURG	St. Clair County	16	5,840	0
GROUP HOME 1	GODFREY	Madison County	16	5,476	0
GROUP HOME 2	GODFREY	Madison County	16	4,996	1
GROUP HOME 3	GODFREY	Madison County	16	5,307	0
GROUP HOME 4	GODFREY	Madison County	16	4,461	3
GROUP HOME 5	GODFREY	Madison County	16	5,317	0
GROUP HOME 6	GODFREY	Madison County	16	5,335	1
LEBANON TERRACE	LEBANON	St. Clair County	16	5,110	0
LINTON TERRACE	WOOD RIVER	Madison County	4	1,460	0
MADISON TERRACE	WOOD RIVER	Madison County	4	1,460	0
MURRAY MH & DEV CENTER	CENTRALIA	Clinton County	372		
PARENT & FRIENDS OF THE SLC	BELLEVILLE	St. Clair County	0		
11/26/2019 Closure	Facility closed; 85 ICF/DD beds removed from inventory.				
PERSHING TERRACE	WOOD RIVER	Madison County	4	1,460	0
PIASA MANOR	GODFREY	Madison County	16	5,110	2
THELMA TERRACE	WOOD RIVER	Madison County	16	5,840	0
TWIN RIVER ESTATE	GODFREY	Madison County	16	4,770	2
Planning Area Totals - Facilities with 16 or fewer beds			256	84,289	23
Planning Area Totals - Facilities with more than 16 beds			351	106,714	8
Projected Adult Developmentally Disabled Population	Mental Health Rate Factor	Beds Needed - 16 Bed and Fewer Facilities	Beds Existing - 16 Bed and Fewer Facilities	Excess Beds - 16 and Fewer Facilities	
4,521	21.4	211	256	45	

INVENTORY OF HEALTH CARE FACILITIES AND SERVICES AND NEED DETERMINATIONS
Specialized Long-Term Care

Illinois Health Facilities and Services Review Board
Illinois Department of Public Health

10/26/2021
Page C - 1

Section C

LONG-TERM CARE FOR DEVELOPMENTALLY DISABLED (Children)
Category of Service

Planning Process for Long-Term Care for the Developmentally Disabled (Children)



For the Long-Term Care for the Developmentally Disabled (Children) category of service:

1. The planning areas are the designated Health Service Areas.
2. Occupancy target rates are 80% for modernization, 93% for additional beds.
3. No formula bed need for this category of service has been developed. It is the responsibility of the applicant to document the need for the service by complying with all applicable review criteria contained in 77 Ill. Adm. Code 1125, Subpart E.

INVENTORY OF HEALTH CARE FACILITIES AND SERVICES AND NEED DETERMINATIONS
Specialized Long-Term Care

Illinois Health Facilities and Services Review Board
Illinois Department of Public Health

10/26/2021
Page C - 3

Summary of Long-Term Care for the Developmentally Disabled (Children) Facilities and Beds by Health Service Area		
PLANNING AREA	EXISTING FACILITIES	EXISTING BEDS
Health Service Area 1	2	184
Health Service Area 2	1	74
Health Service Area 3	0	0
Health Service Area 4	1	123
Health Service Area 5	0	0
Health Service Area 6	2	275
Health Service Area 7	4	284
Health Service Area 8	0	0
Health Service Area 9	0	0
Health Service Area 10	0	0
Health Service Area 11	0	0
STATE TOTALS	10	940

INVENTORY OF HEALTH CARE FACILITIES AND SERVICES AND NEED DETERMINATIONS

Illinois Health Facilities and Services Review Board

10/19/2021

Illinois Department of Public Health

Long-Term Care for Developmentally Disabled Children (Skilled Under 22) Category of Service

Page C-4

Planning Area:	Health Service Area	001	Skilled Under 22 Nursing Care			
Facility Name	City	County/Area	Beds	2019 Patient Days	2019 Admissions	
EXCEPTIONAL CARE AND TRAINING	STERLING	Whiteside County	85	29,811	5	
WALTER J LAWSON MEMORIAL HOME	ROCKFORD	Winnebago County	99	35,074	9	
Planning Area Totals			184	64,885	14	
Planning Area:	Health Service Area	002	Skilled Under 22 Nursing Care			
Facility Name	City	County/Area	Beds	2019 Patient Days	2019 Admissions	
RENAISSANCE CARE CENTER - DD	CANTON	Fulton County	74	24,821	15	
3/26/2021	Bed Change	Facility now has 74 licensed Skilled Under 22 beds.				
Planning Area Totals			74	24,821	15	
Planning Area:	Health Service Area	003	Skilled Under 22 Nursing Care			
Facility Name	City	County/Area	Beds	2019 Patient Days	2019 Admissions	
No Facilities Licensed for Skilled Under 22 care.			0			
Planning Area Totals			0			
Planning Area:	Health Service Area	004	Skilled Under 22 Nursing Care			
Facility Name	City	County/Area	Beds	2019 Patient Days	2019 Admissions	
SWANN SPECIAL CARE CENTER	CHAMPAIGN	Champaign County	123	42,193	14	
Planning Area Totals			123	42,193	14	
Planning Area:	Health Service Area	005	Skilled Under 22 Nursing Care			
Facility Name	City	County/Area	Beds	2019 Patient Days	2019 Admissions	
No Facilities Licensed for Skilled Under 22 care.			0			
Planning Area Totals			0			
Planning Area:	Health Service Area	006	Skilled Under 22 Nursing Care			
Facility Name	City	County/Area	Beds	2019 Patient Days	2019 Admissions	
ALDEN VILLAGE NORTH	CHICAGO	Area 1 - Rogers Park	150	38,348	23	
MCAULEY RESIDENCE	CHICAGO	Area 58 - Brighton Park	125	43,790	11	
Planning Area Totals			275	82,138	34	
Planning Area:	Health Service Area	007	Skilled Under 22 Nursing Care			
Facility Name	City	County/Area	Beds	2019 Patient Days	2019 Admissions	
ALDEN VILLAGE HEALTH FACILITY	BLOOMINGDALE	Bloomington Township	126	44,195	20	
CHILDREN'S HABILITATION CENTER	HARVEY	Thornton Township	67	23,254	2	
MARKLUND CHILDREN'S HOME	BLOOMINGDALE	Bloomington Township	30	7,343	1	
MARKLUND WASMOND CENTER	ELGIN	Hanover Township	61	20,599	4	
3/12/2021	Bed Change	Facility added 4 Skilled Under 22 beds; facility now has 61 Skilled Under 22 beds.				
Planning Area Totals			284	95,391	27	
Planning Area:	Health Service Area	008	Skilled Under 22 Nursing Care			
Facility Name	City	County/Area	Beds	2019 Patient Days	2019 Admissions	
No Facilities Licensed for Skilled Under 22 care.			0			
Planning Area Totals			0			

INVENTORY OF HEALTH CARE FACILITIES AND SERVICES AND NEED DETERMINATIONS

Illinois Health Facilities and Services Review Board

10/19/2021

Illinois Department of Public Health

Long-Term Care for Developmentally Disabled Children (Skilled Under 22) Category of Service

Page C-5

Planning Area: Health Service Area 009			Skilled Under 22 Nursing Care		
Facility Name	City	County/Area	Beds	2019 Patient Days	2019 Admissions
No Facilities Licensed for Skilled Under 22 care.			0		
Planning Area Totals			0		

Planning Area: Health Service Area 010			Skilled Under 22 Nursing Care		
Facility Name	City	County/Area	Beds	2019 Patient Days	2019 Admissions
No Facilities Licensed for Skilled Under 22 care.			0		
Planning Area Totals			0		

Planning Area: Health Service Area 011			Skilled Under 22 Nursing Care		
Facility Name	City	County/Area	Beds	2019 Patient Days	2019 Admissions
No Facilities Licensed for Skilled Under 22 care.			0		
Planning Area Totals			0		

INVENTORY OF HEALTH CARE FACILITIES AND SERVICES AND NEED DETERMINATIONS
Specialized Long-Term Care

Illinois Health Facilities and Services Review Board
Illinois Department of Public Health

10/26/2021
Page D - 1

Section D

CHRONIC MENTAL ILLNESS CARE
Category of Service

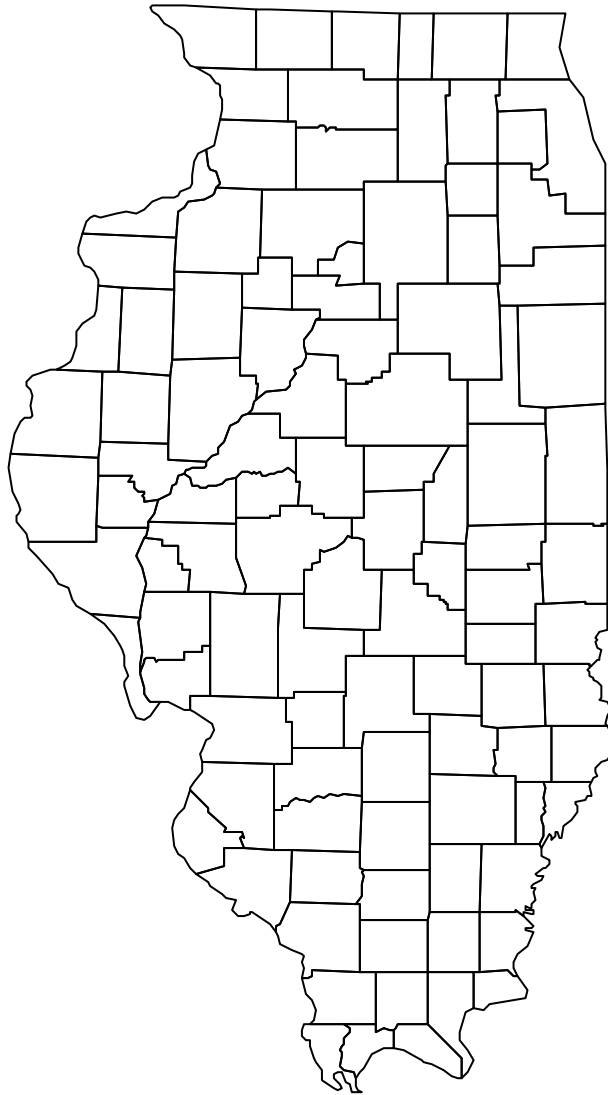
INVENTORY OF HEALTH CARE FACILITIES AND SERVICES AND NEED DETERMINATIONS
Specialized Long-Term Care

Illinois Health Facilities and Services Review Board
Illinois Department of Public Health

10/26/2021

Page D - 2

**Planning Process for
Chronic Mental Illness**



For the Chronic Mental Illness category of service:

1. The entire state of Illinois is the planning area.
2. Occupancy target rates are 80% for modernization, 90% for additional beds.
3. No formula bed need for this category of service has been developed. It is the responsibility of the applicant to document the need for the service by complying with all applicable review criteria contained in 77 Ill. Adm. Code 1125, Subpart E

INVENTORY OF HEALTH CARE FACILITIES AND SERVICES AND NEED DETERMINATIONS
Specialized Long-Term Care

Illinois Health Facilities and Services Review Board
Illinois Department of Public Health

10/26/2021
Page D - 3

Chronic Mental Illness Category of Service
Planning Area: State of Illinois

State-Operated Mental Health Centers			
Facility	City	Beds	2019 Patient Days
ALTON MENTAL HEALTH CENTER	ALTON	125	36,851
CHESTER MENTAL HEALTH CENTER	CHESTER	284	98,607
CHICAGO-READ MENTAL HEALTH CENTER	CHICAGO	148	7,304
CHOATE MENTAL HEALTH CENTER	ANNA	79	14,756
ELGIN MENTAL HEALTH CENTER	ELGIN	383	126,742
MCFARLAND MENTAL HEALTH CENTER	SPRINGFIELD	146	42,878
MADDEN MENTAL HEALTH CENTER	HINES	140	37,469
State Totals		1,305	364,607